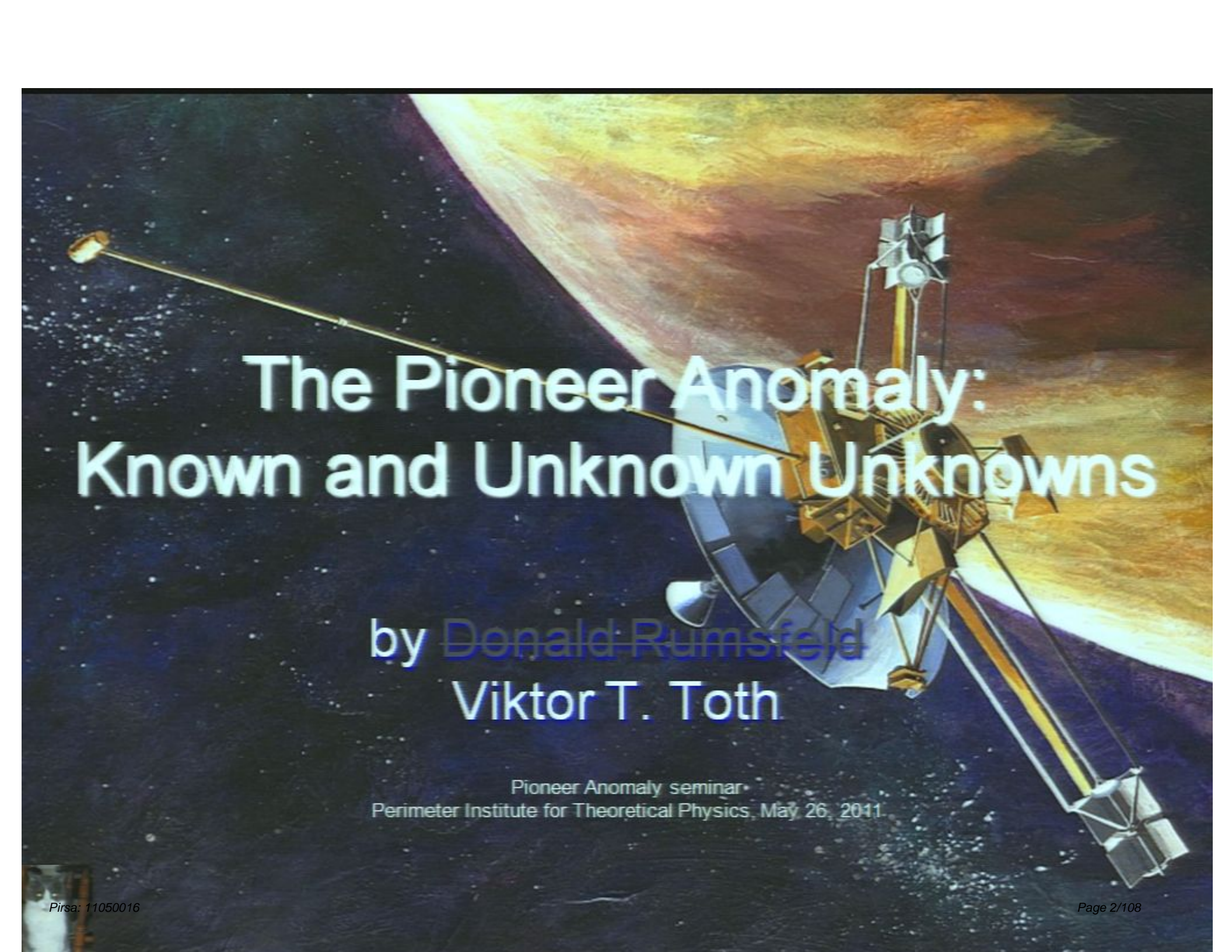


Title: The Pioneer Anomaly: Known and Unknown Unknowns

Date: May 26, 2011 01:00 PM

URL: <http://pirsa.org/11050016>

Abstract: TBA

An artistic rendering of the Pioneer 10 spacecraft in deep space. The spacecraft is a complex of various instruments, antennas, and solar panels. A long, thin antenna extends from the main body. In the background, a large, bright, yellowish-orange celestial body, likely Jupiter, dominates the upper right portion of the frame. The surrounding space is dark with scattered stars.

The Pioneer Anomaly: Known and Unknown Unknowns

by ~~Donald Rumsfeld~~
Viktor T. Toth

Pioneer Anomaly seminar
Perimeter Institute for Theoretical Physics, May 26, 2011

The Pioneer 10/11 missions

- Launched in 1972 and 1973
- First to explore beyond Mars
- First to visit Jupiter and Saturn
- Planned duration: 600-900 days



Pirsa: 11050016



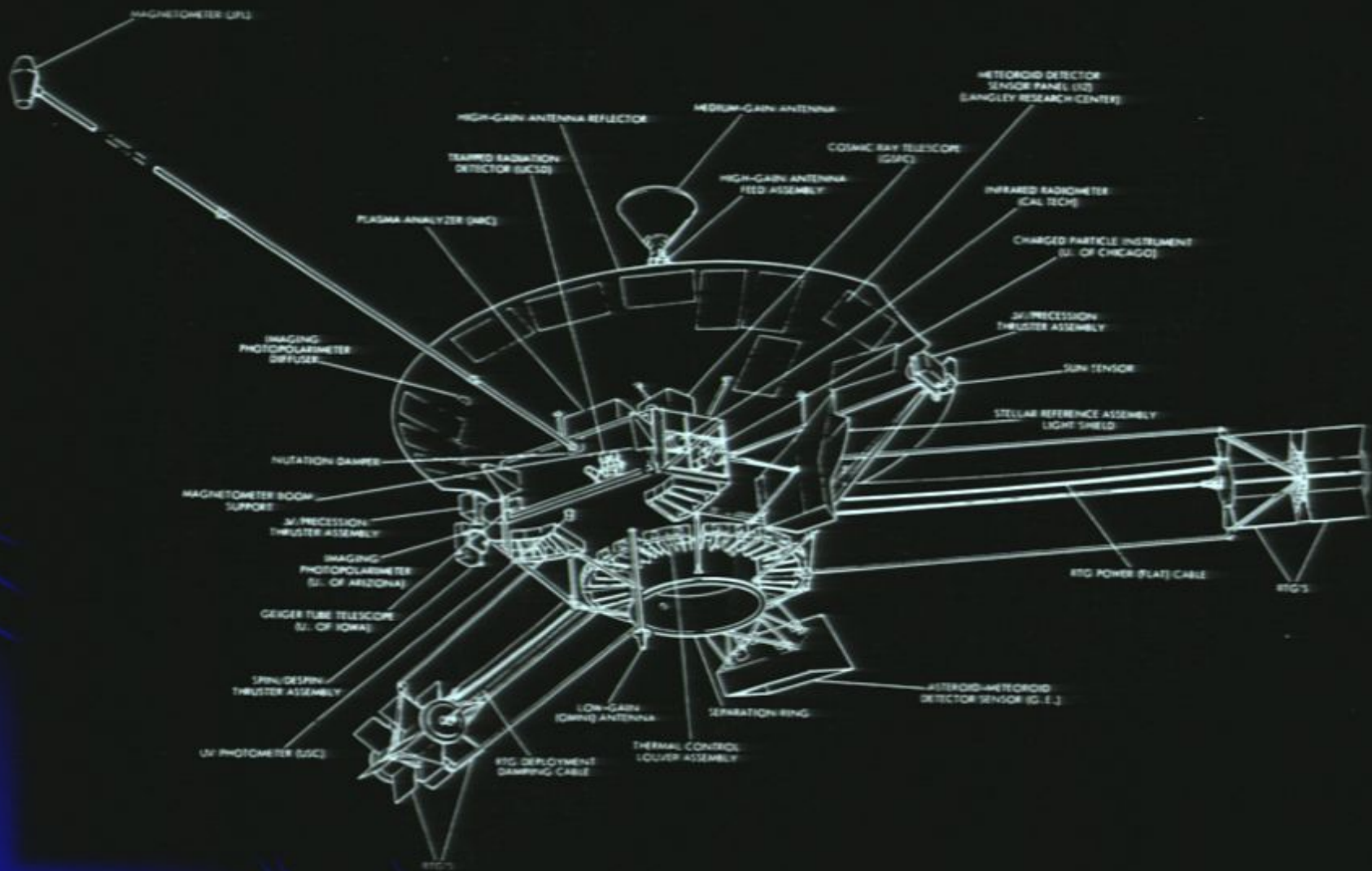
Page 3/108

Mission objectives

- Primary Objectives
 - Explore the asteroid belt
 - Explore beyond Mars
 - Explore Jupiter
- Secondary Objectives
 - Explore the outer solar system
 - Search for gravity waves
 - Search for “Planet X”



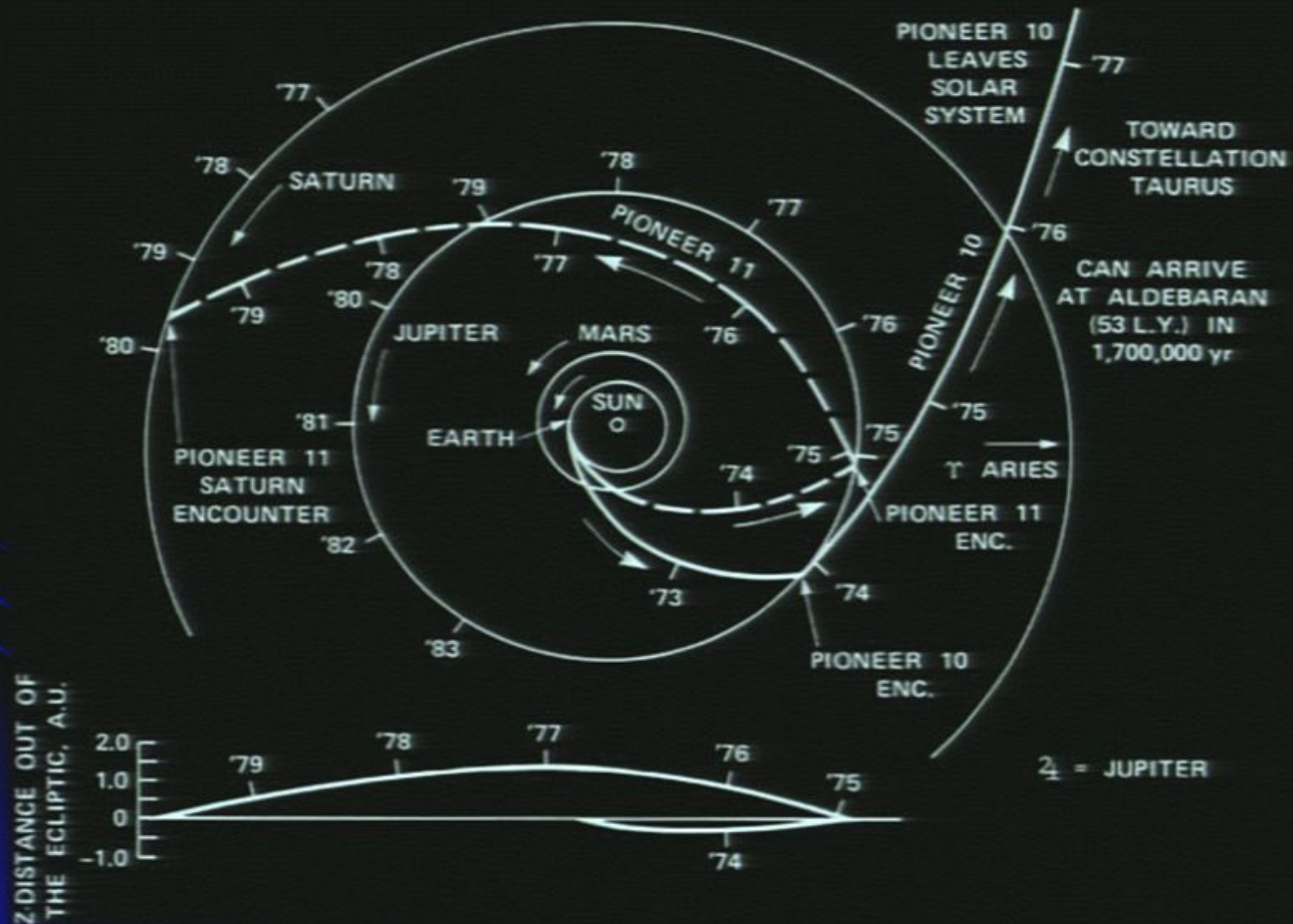
The Pioneer spacecraft



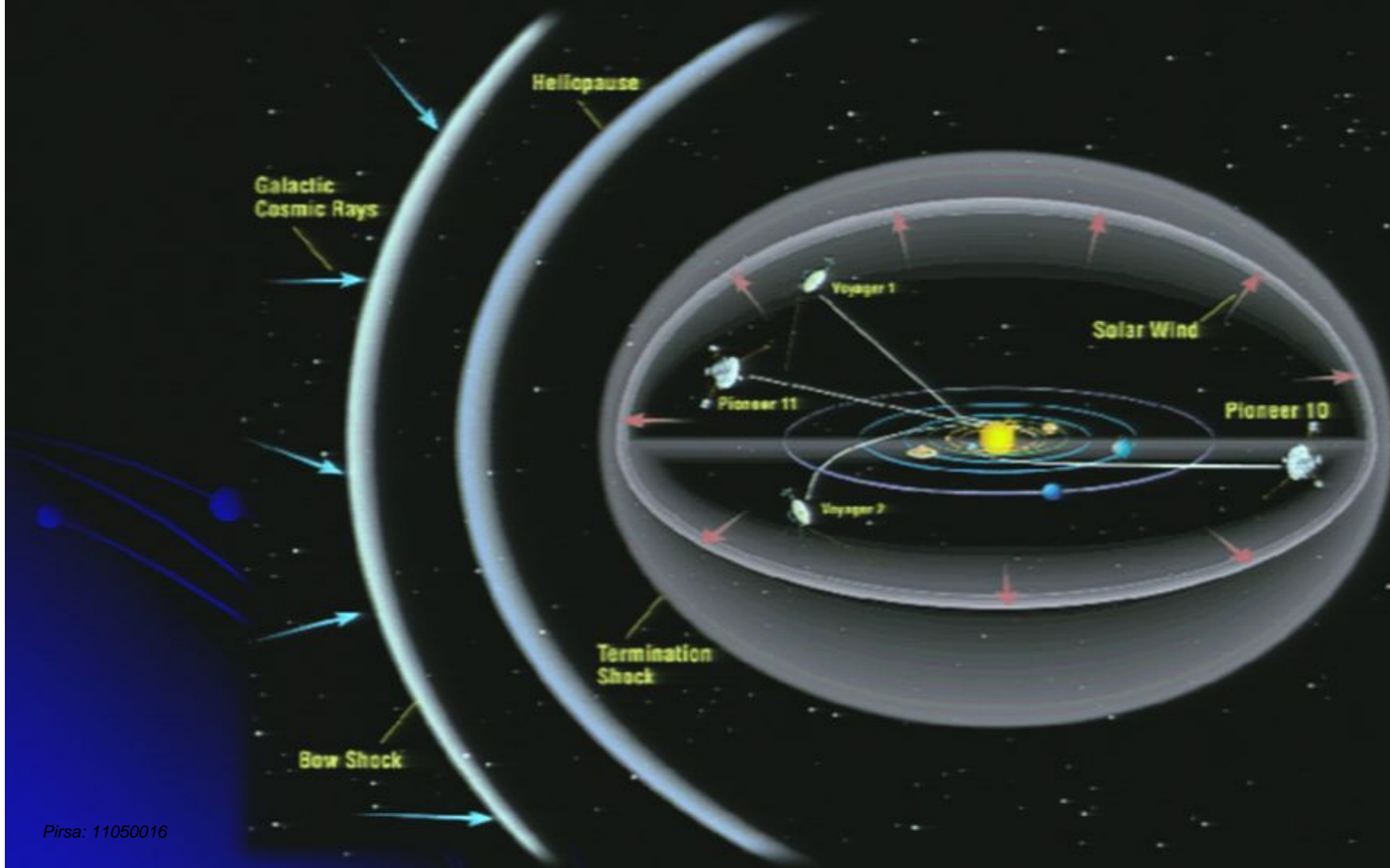
The Pioneer spacecraft

- Mass: ~250 kg
- Radioisotope Thermoelectric Generators
- Electrical Power: ~160 W (at launch)
- 11 Scientific Instruments
- 2.75 m High Gain Antenna
- Transmitter: 8 W
- Data rate: 16-2048 bps
- Spin stabilized (4.8 rpm nominal)

Pioneer orbits – early years



Pioneer and Voyager orbits through the outer solar system



Orientation maneuvers

- Few maneuvers needed for spinning spacecraft
- Few maneuvers → clean data
- Ingenious “Closed loop” CONSCAN maneuver lets the spacecraft “home in” on DSN signal
- Late in the mission, ~2 CONSCANs a year were performed

Pioneer 10 after 30 years

- Distance from Sun: ~80 AU
- Round-trip light time: ~21 hours
- Speed relative to the Sun: ~12 km/s

Pioneer 10 after 30 years

- One instrument (GTT) was still operating (power-down command sent last track, but never confirmed)
- Bus voltage ~ 26VDC instead of nominal 28VDC
- Transmitter XCO failed (probably due to cold)
- Transmitter still operating in coherent mode
- Many temperature readings “off scale” or outside calibrated ranges
- Propellant lines frozen (no maneuvers possible)

Pioneer 10 after 30 years

- One instrument (GTT) was still operating (power-down command sent last track, but never confirmed)
- Bus voltage ~ 26VDC instead of nominal 28VDC
- Transmitter XCO failed (probably due to cold)
- Transmitter still operating in coherent mode
- Many temperature readings “off scale” or outside calibrated ranges
- Propellant lines frozen (no maneuvers possible)

Pioneer 10 after 30 years

- One instrument (GTT) was still operating (power-down command sent last track, but never confirmed)
- Bus voltage ~ 26VDC instead of nominal 28VDC
- Transmitter XCO failed (probably due to cold)
- Transmitter still operating in coherent mode
- Many temperature readings “off scale” or outside calibrated ranges
- Propellant lines frozen (no maneuvers possible)

Pioneer 10 after 30 years

- One instrument (GTT) was still operating (power-down command sent last track, but never confirmed)
- Bus voltage ~ 26VDC instead of nominal 28VDC
- Transmitter XCO failed (probably due to cold)
- Transmitter still operating in coherent mode
- Many temperature readings “off scale” or outside calibrated ranges
- Propellant lines frozen (no maneuvers possible)

Pioneer 10/11 are the
most precisely
navigated deep space
craft to date.

The Pioneer Anomaly

- Anomalous acceleration of the Pioneer 10/11 spacecraft was detected in the 1980s, confirmed by several research teams
- May be mechanical in origin, may be “new physics”
- In the past, limited stretches of data were studied; new effort under way with complete data set, including on-board telemetry.

Discovery of the Anomaly

- Search began in 1979 (for “Planet X”)
- Anomaly first detected in 1980
- Initial JPL ODP analysis in 1990-95
- Aerospace Corporation confirms: 1996-98
- Another independent confirmation by Markwardt (2002)
- Also confirmed independently by Olsen (2005), Toth (2009)

Discovery of the Anomaly

- Search began in 1979 (for “Planet X”)
- Anomaly first detected in 1980
- Initial JPL ODP analysis in 1990-95
- Aerospace Corporation confirms: 1996-98
- Another independent confirmation by Markwardt (2002)
- Also confirmed independently by Olsen (2005), Toth (2009)

Interpreting the residual

- Frequency drift: $(5.99 \pm 0.01) \times 10^{-9}$ Hz/s (@ ~2 GHz)
- Velocity change: $(8.74 \pm 1.33) \times 10^{-10}$ m/s²
- Clock acceleration: $(2.92 \pm 0.44) \times 10^{-18}$ s/s²
- Velocity change (acceleration) is the “conventional” interpretation
- Effect small by engineering standards, but huge by the standards of gravity physics

Consensus as of 2006

- The Pioneer Anomaly is real
- Conventional physics *fails* to explain it
- Alternatives proposed include
 - Gravity modification (MOND, MSTG, Yukawa potential)
 - Dark matter
 - Cosmological origin
- $|a_P| \approx cH_0$: coincidence?

Background

- First “Pioneer Collaboration” meeting: ISSI, November 2005
- Presentation of newly recovered telemetry: complete thermal, electrical and operational record of the Pioneer 10 and 11 spacecraft
- Discussions with Slava Turyshev: No detailed thermal model for Pioneer!

Why is it important?

- Total thermal output: 2.5 kW
- Small anisotropy: -2.5% on one side, $+2.5\%$ on the other, sufficient to explain acceleration
- Thermal models are approximations
- The anisotropy is a difference that is almost 2 orders of magnitude smaller than the estimated quantities

ACCURACY IS ESSENTIAL!

But difficult...

- Spacecraft were built 40 years ago
- Documentation is incomplete, some saved from dumpster

BUT...

- We recovered the complete telemetry record of both craft
- Telemetry is low resolution but redundant
- Sufficient documentation exists to reconstruct thermal power and material properties

What we are trying to do...


- It's not a question of either-or, but a question of how much
- Recoil force is conventional physics...

**WE CANNOT IGNORE
CONVENTIONAL PHYSICS!**

The case for thermal recoil

- Let me establish the case for the thermal recoil force:

The case for thermal recoil



The case for thermal recoil

- Case has been made in 1998
- Case has been made by many others since...
- “Back of the envelope” models are a dime a dozen:

$$P_{1 \rightarrow 2} = \iint P_1 \cos \chi_1 \cos \chi_2 / \pi r^2 dA_1 dA_2$$

- Doing it the right way is hard.

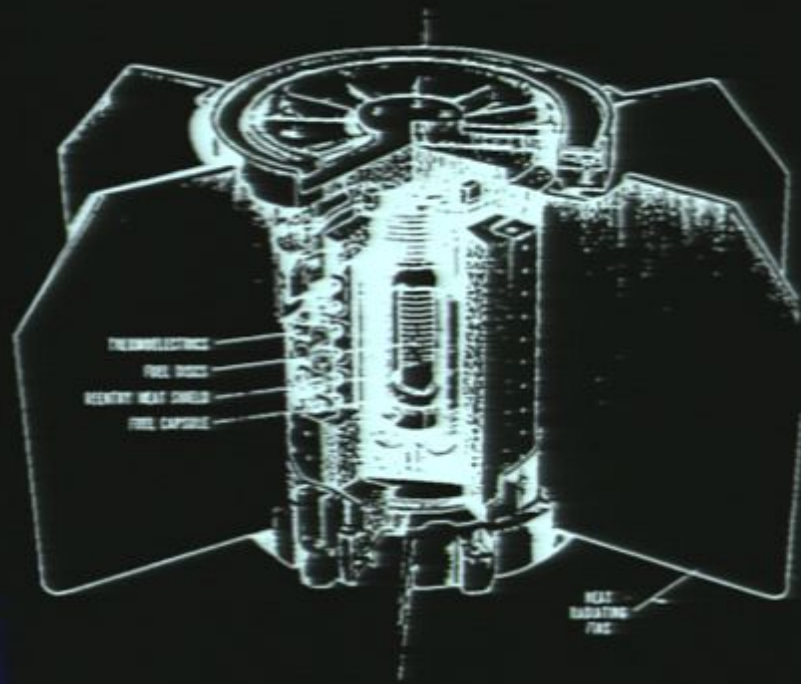
The ideas are not new...

- They have been around for some time:
 - Murphy (1999): Electrical heat accounts for much of the acceleration
 - Katz (1999): Electrical heat and reflected RTG heat account for the acceleration
 - Scheffer (2003): Combination of conventional forces (including paint degradation) explain acceleration
- Dismissed using “back-of-the-envelope” estimates

Heat sources

- Heat sources are easily enumerated:
 - RTG waste heat (~ 2.5 kW)
 - Electrical heat (~ 100 W)
 - RHUs (~ 10 W)
 - Propulsion system (transient)

Pioneer power source



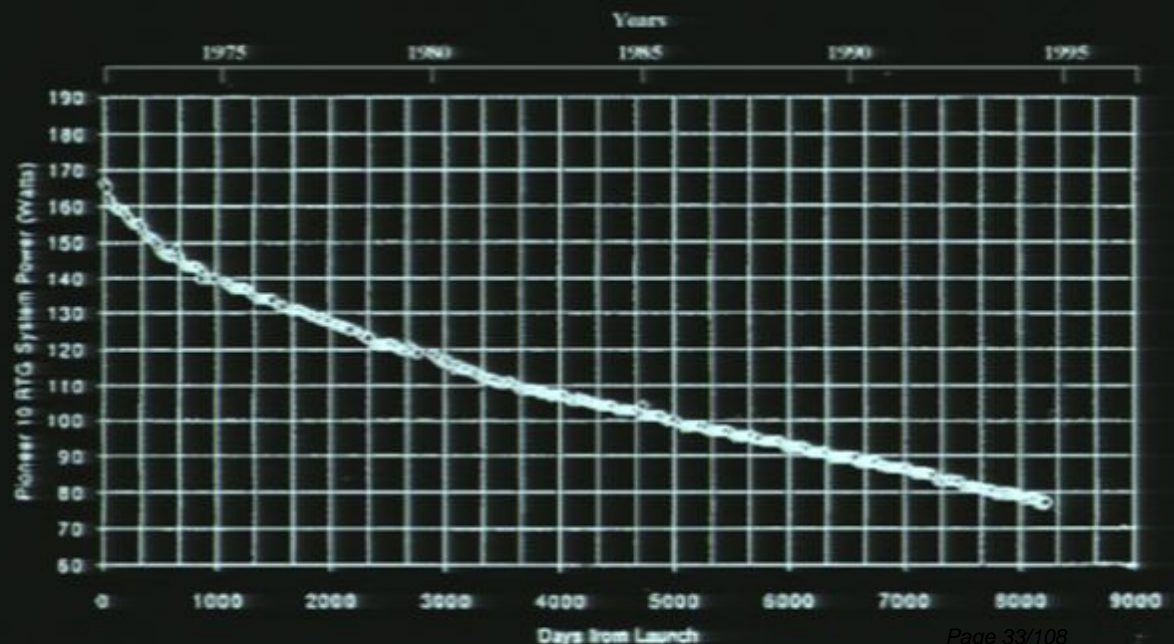
SNAP-19/PIONEER RADIOISOTOPE THERMOELECTRIC GENERATOR

RTG Thermal Power: ~650W

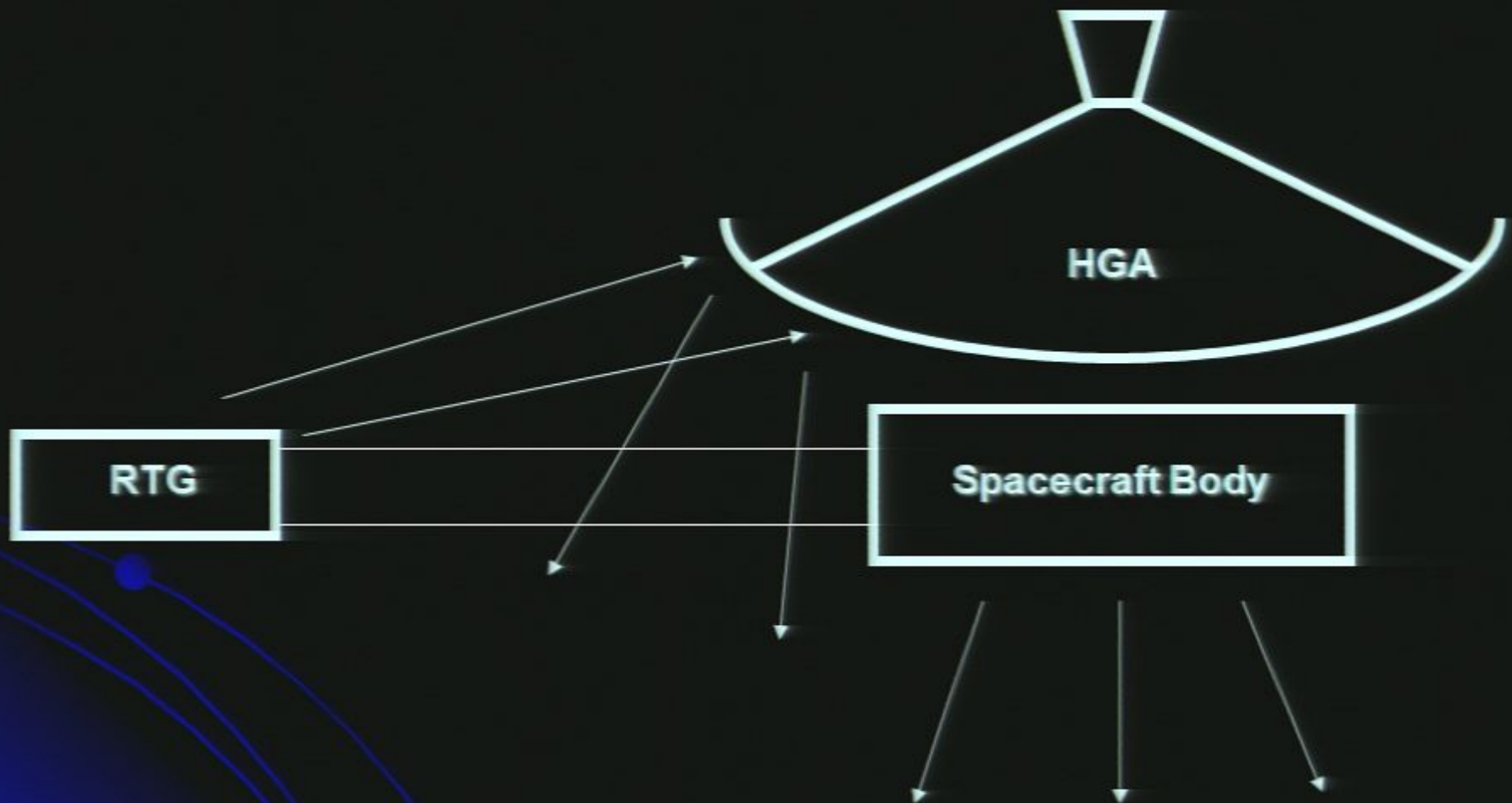
Electrical Power: ~40W

4 RTGs per spacecraft

~4.6 kg ^{238}Pu on board



Thermal recoil geometry



Significance of spin

- Thermal forces are slowly changing. Rate of change much smaller than angular velocity: $\dot{F}/F \ll \omega/\pi$
- To first order, force components perpendicular to spin axis average to zero
- Hence only spin axis component of thermal forces needs to be computed

Linear behavior

- The two significant non-transient heat sources are electrical and RTG:

$$F \approx c^{-1} \sum q_i P_i \quad (P_i = P_{\text{rtg}}, P_{\text{elec}})$$

- No significant trapped heat relative to the rate of change in temperatures (no latency)
- No significant variability in the emission/absorption spectrum of materials at spacecraft temperatures
- Physical configuration of spacecraft and mass constant during deep space cruise
- Temperatures are high enough
 - it can be shown that the necessary condition is $T^3 \gg k/\sigma\epsilon l$, where k is the conductance, ϵ is the emittance, l is the scale or thickness of the material, and σ is the Stefan-Boltzmann constant

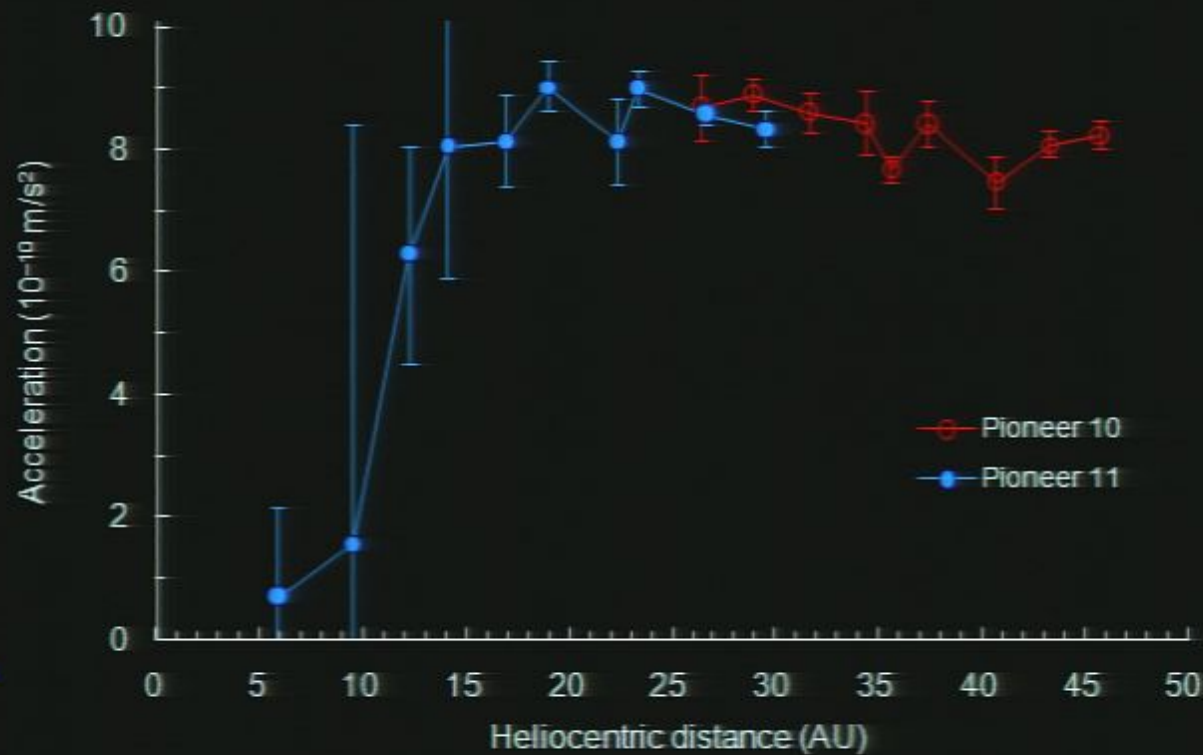
Constancy and direction

- Isn't the acceleration a) constant, b) sunward?
- Short answer: No
- Long(er) answer: Acceleration is not the observable.
- Long answer: ...

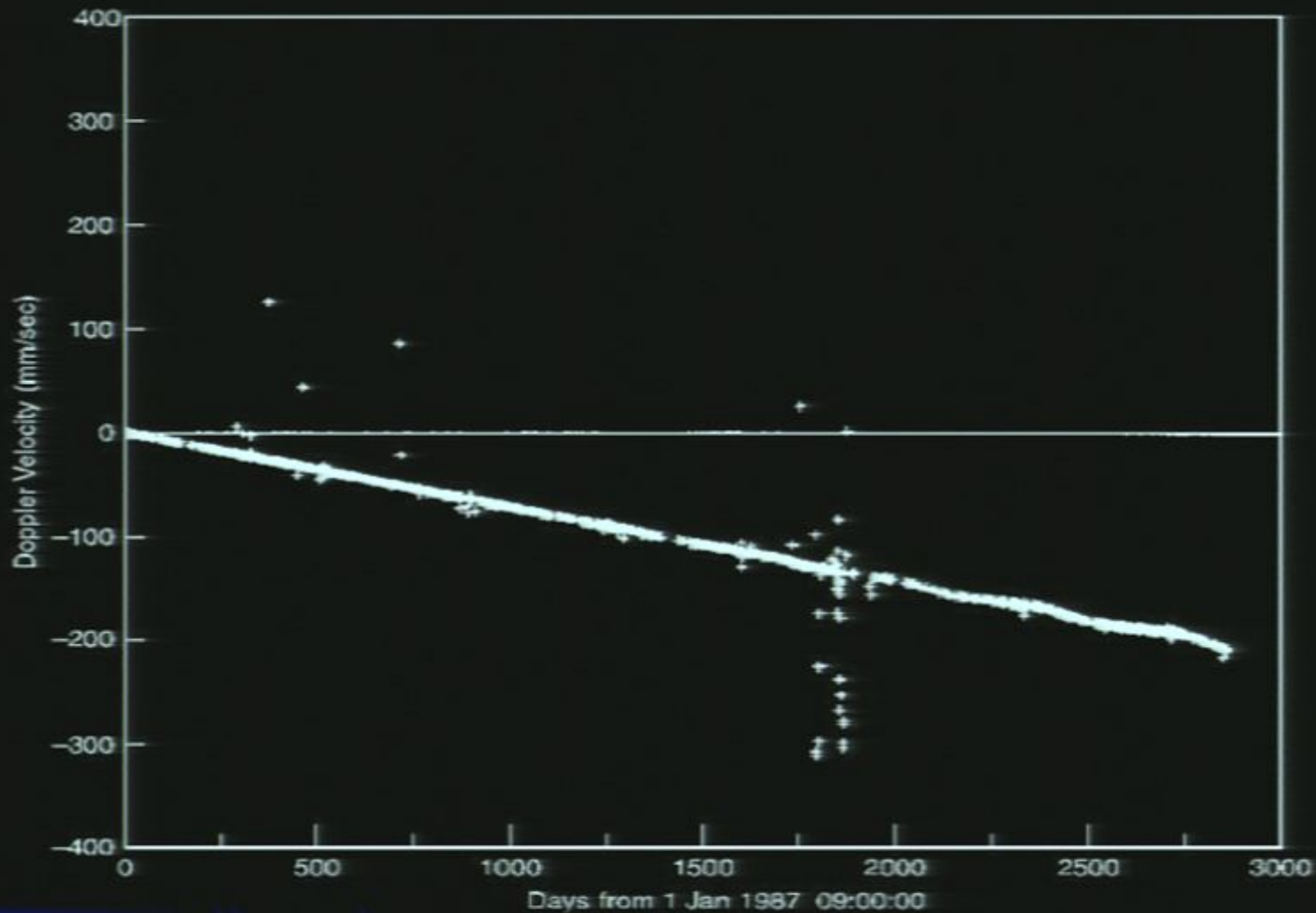
The Pioneer Anomaly is NOT

$$a_P = (8.74 \pm 1.33) \times 10^{-10} \text{ m/s}^2$$

The Pioneer Anomaly is NOT



The Pioneer Anomaly is NOT

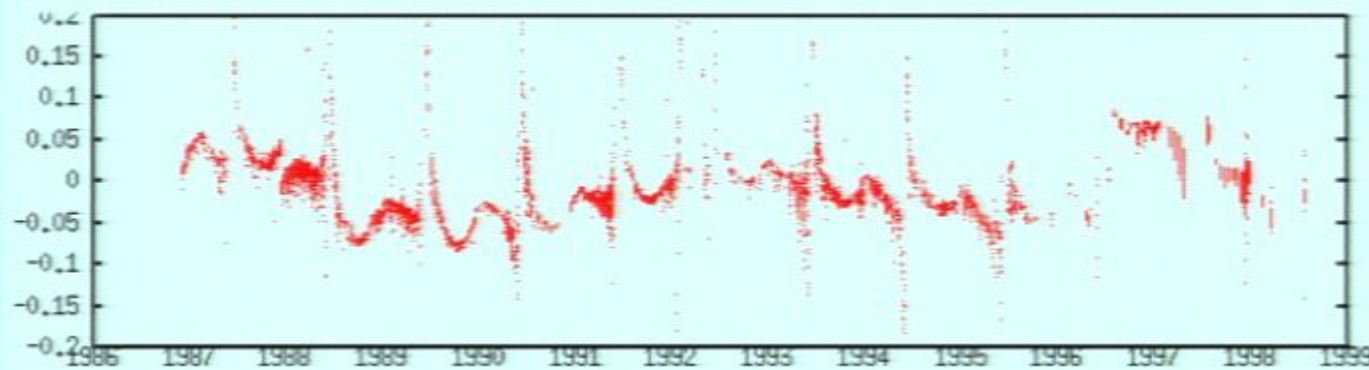


The Pioneer Anomaly IS



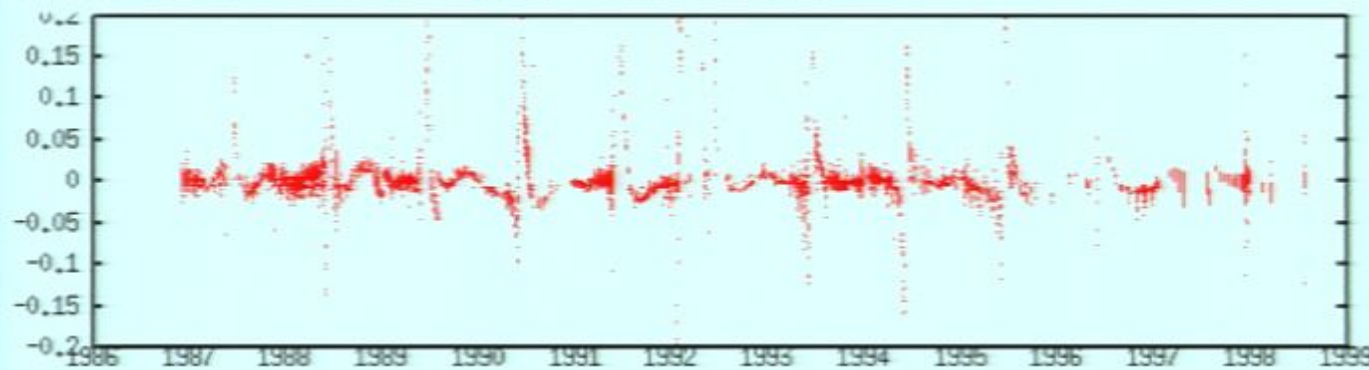
The Pioneer Anomaly IS

this:



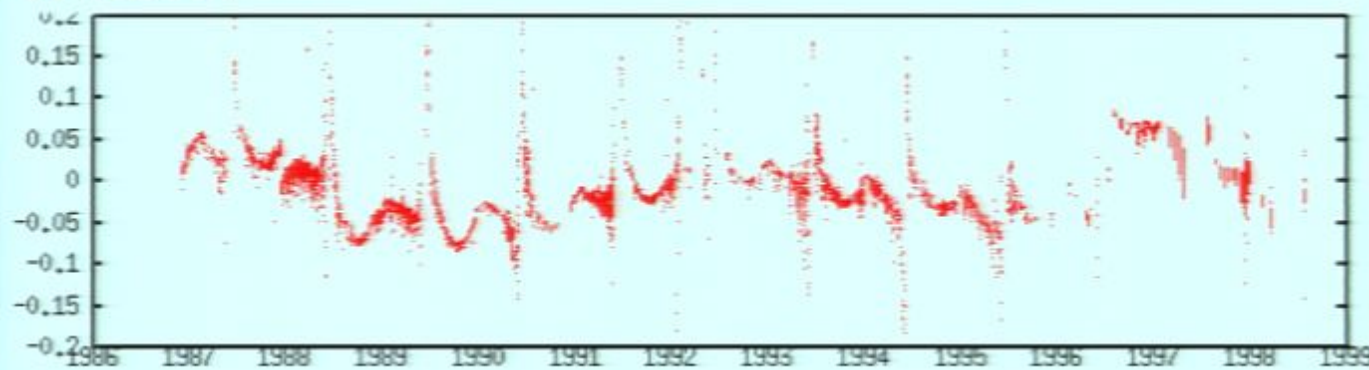
The Pioneer Anomaly IS

instead of this:



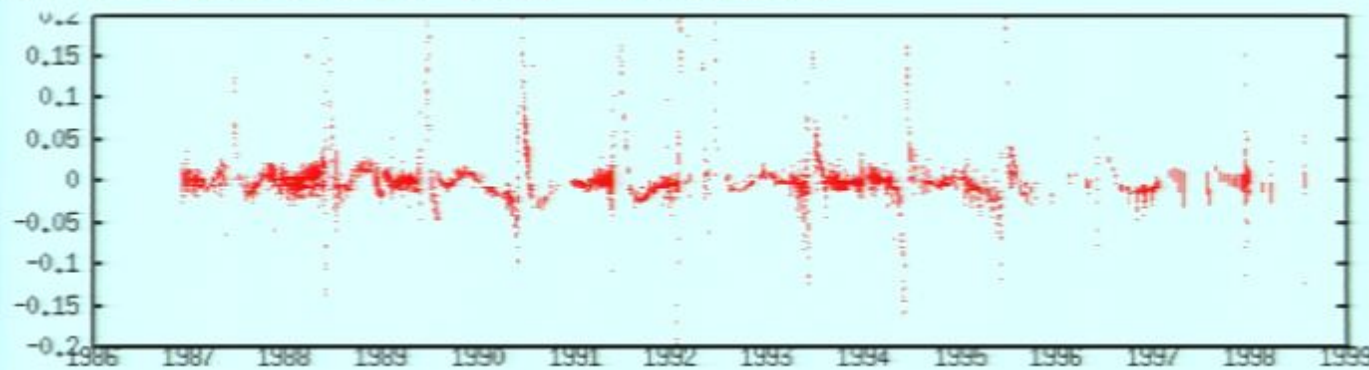
The Pioneer Anomaly IS

this:



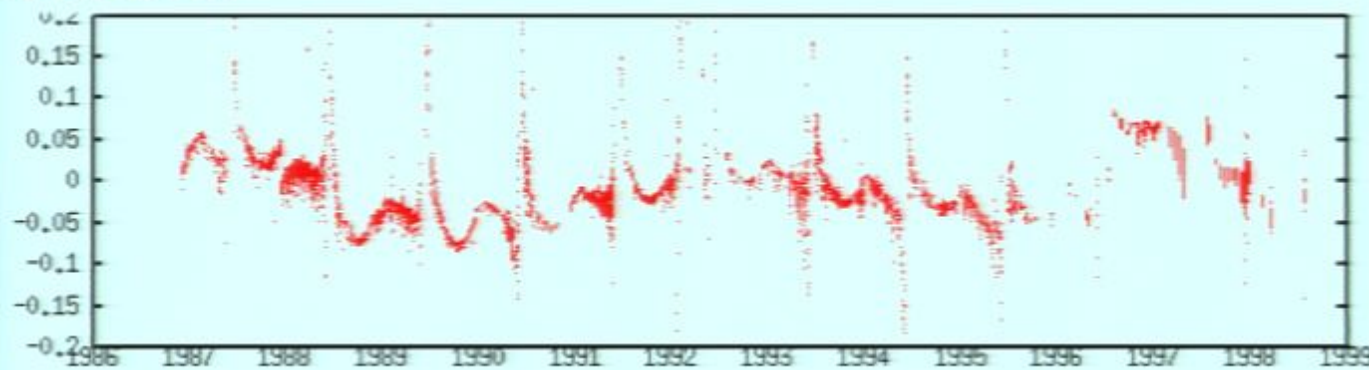
The Pioneer Anomaly IS

instead of this:



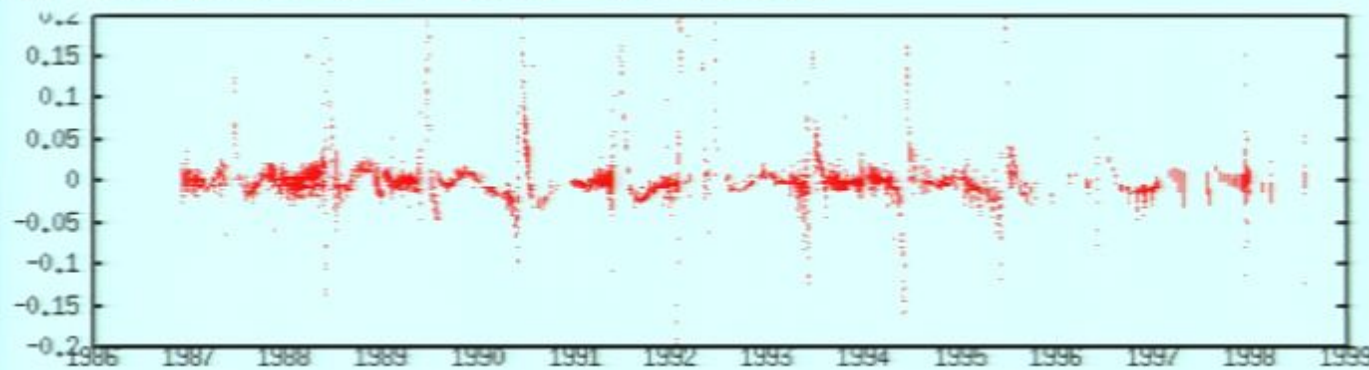
The Pioneer Anomaly IS

this:



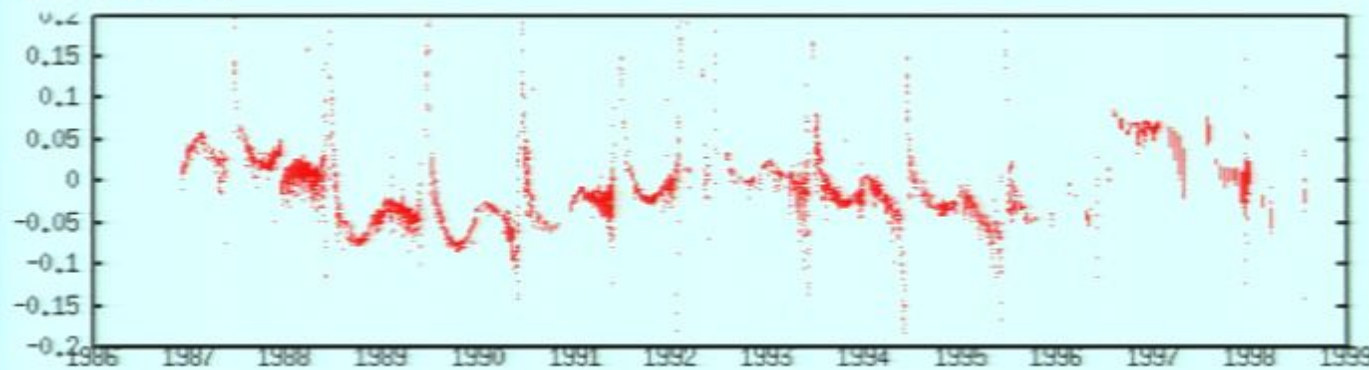
The Pioneer Anomaly IS

instead of this:



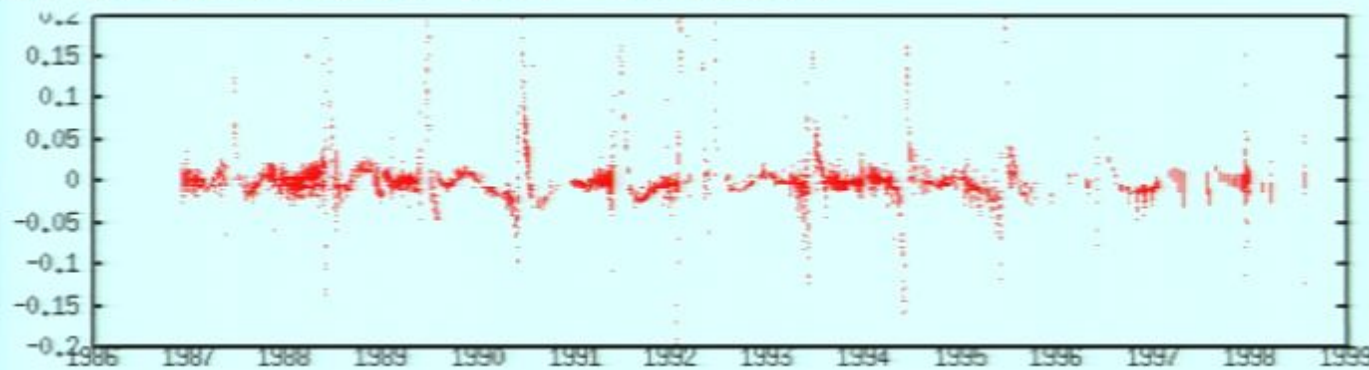
The Pioneer Anomaly IS

this:



The Pioneer Anomaly IS

instead of this:



**THE PIONEER ANOMALY IS OUR
INABILITY TO MODEL THE
DOPPLER RESIDUAL AT THE
EXPECTED LEVEL OF ACCURACY
USING ONLY KNOWN
CONVENTIONAL PHYSICS.**

The solution

- Navigators aren't doing fundamental physics. They fix the *navigational problem* by introducing fictitious forces.

The canonical solution

- A constant sunward acceleration ($a_P = (8.74 \pm 1.33) \times 10^{-10} \text{ m/s}^2$) fixes the problem. It does NOT mean that the Pioneer spacecraft necessarily experience a constant sunward acceleration.

Other solutions

- A temporally decaying acceleration fixes the problem and it is slightly better (no statistically significant difference.)
- Earthward acceleration fixes the problem.
- Earthward, temporally decaying acceleration fixes the problem.
- Other, equally valid solutions also exist.

The goodness of fit

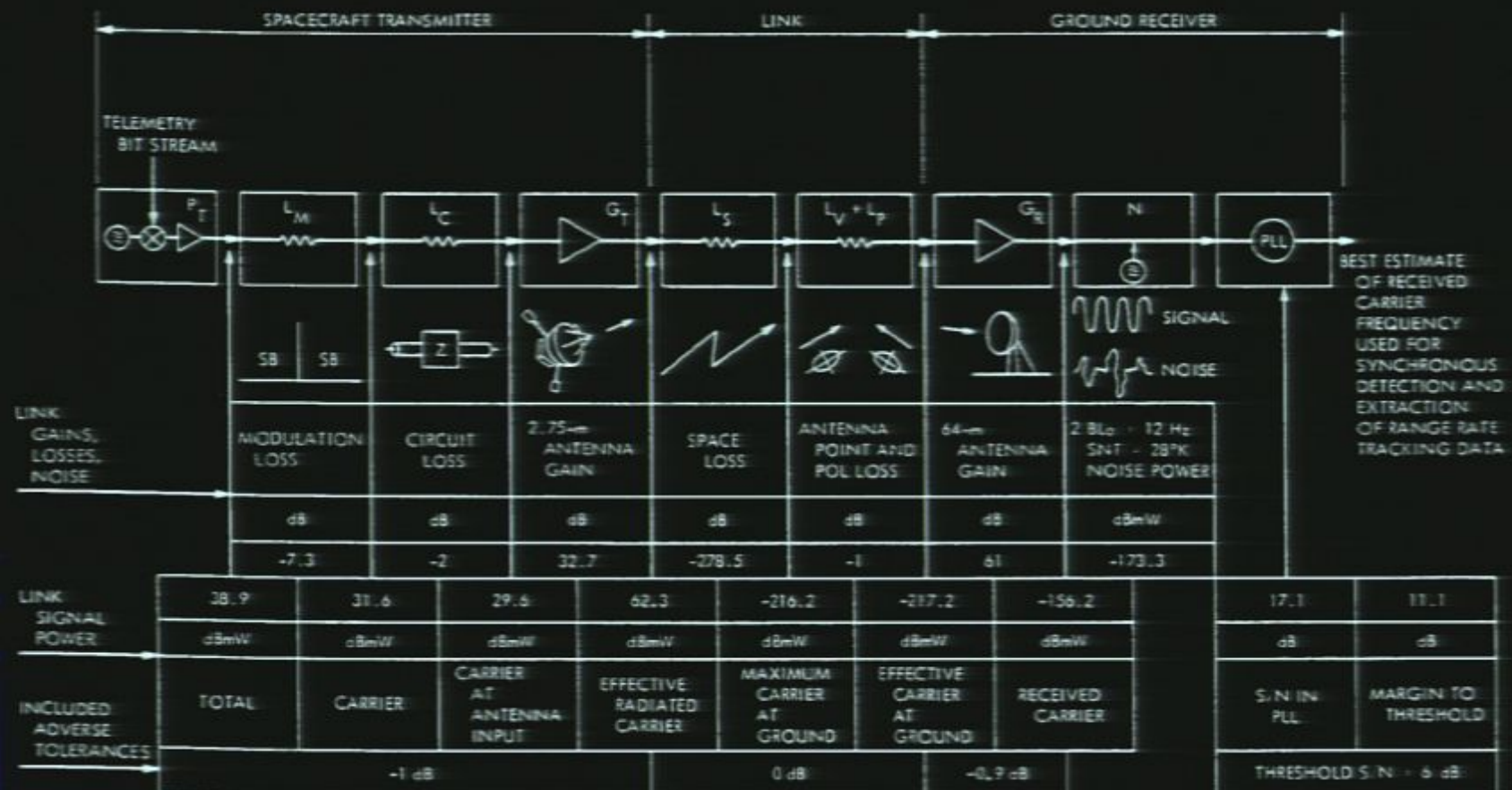
- To compare solutions, we compare residuals
- Even the best residual contains plenty of noise:
 - Mismodeling of the solar system
 - Unknowns: solar plasma, troposphere, other effects
 - Unmodeled forces: small leaks
 - Measurement noise, clock stability, etc.
 - Numerical accuracy

**THE PIONEER SIGNAL IS
MODELED WITH AN ERROR AS
LOW AS ~ 2 mHz OVER 20 YEARS
IN A 2.29 GHz RADIO SIGNAL!**

Accuracy

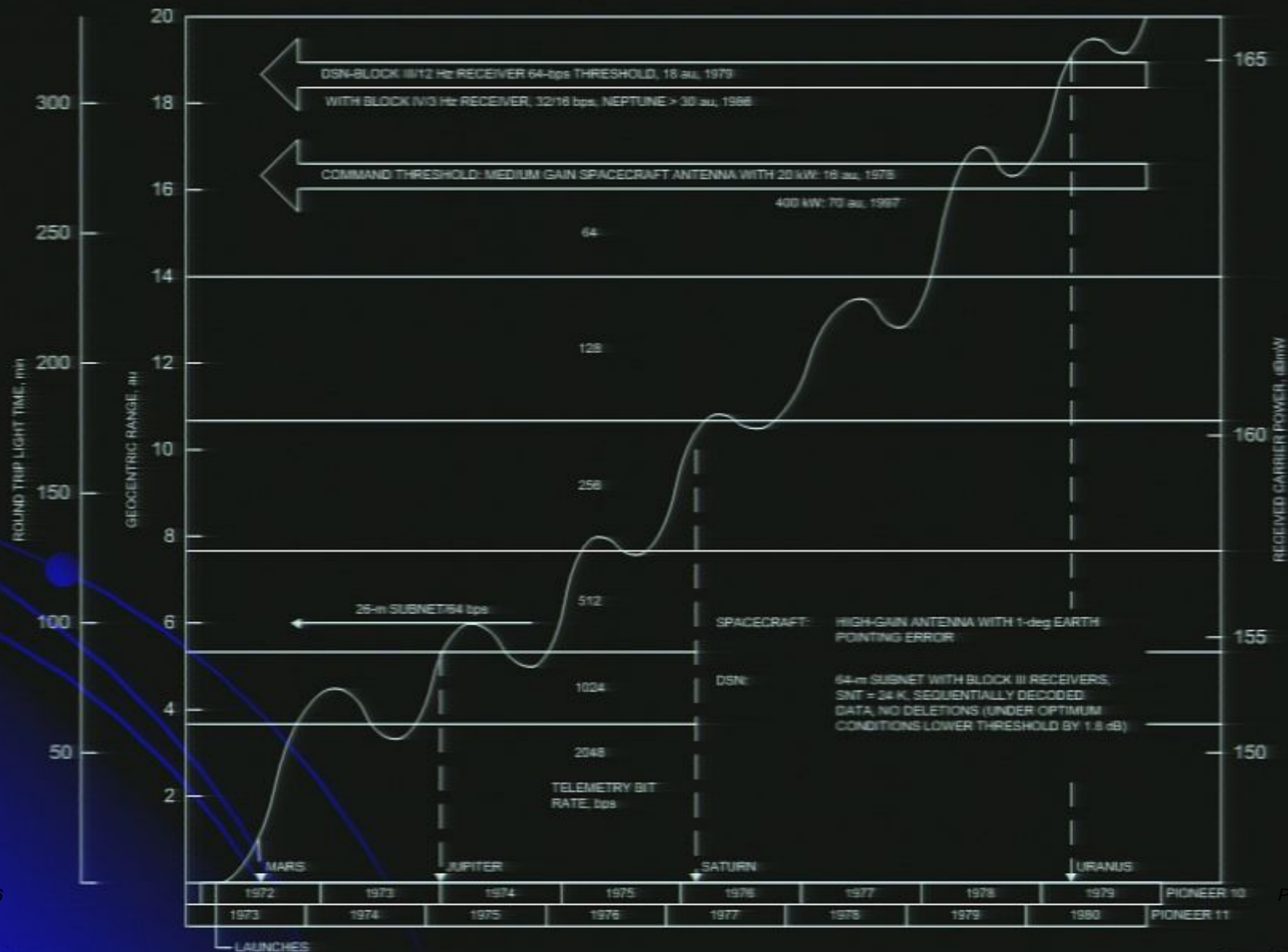
- Measurement and models must be accurate to better than 1 part in 10^{14} over 20 years.
- (IEEE 64-bit double precision floating point accuracy: less than 1 part in 10^{16} .)

Downlink power budget



Received power was -181 dBm ($<10^{-21} \text{ W}$) at EOM

Downlink power budget



Noise is inevitable

- Some of it is random, some not
- Residuals have visible structure
- This explains the difference between unreasonably tight “formal errors” and realistic errors

Autocorrelation

- Statistical methods exist for estimating autocorrelation and the effective degrees of freedom (DOF) in unevenly sampled data
 - Computational difficulties
 - Stability of results
- If we use a crude estimate and assume that $\text{DOF} = \text{number of model parameters}$, we get “realistic errors”

Effect on residuals

- Detuning the model should increase residuals
- If increase is negligible, the error bars on the detuned parameters must be correspondingly large
- What is a negligible increase?

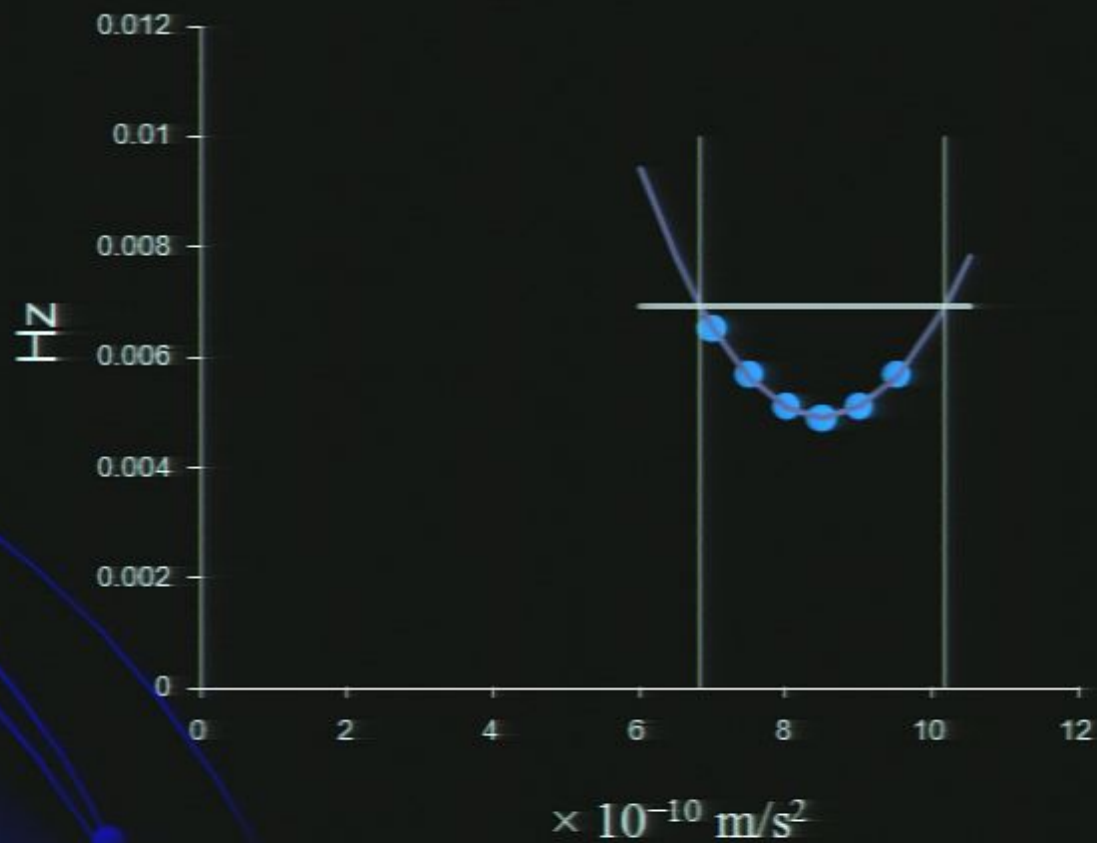
Autocorrelation

- Statistical methods exist for estimating autocorrelation and the effective degrees of freedom (DOF) in unevenly sampled data
 - Computational difficulties
 - Stability of results
- If we use a crude estimate and assume that $\text{DOF} = \text{number of model parameters}$, we get “realistic errors”

Effect on residuals

- Detuning the model should increase residuals
- If increase is negligible, the error bars on the detuned parameters must be correspondingly large
- What is a negligible increase?

Effect on residuals



The “right way”

- Build a comprehensive thermal model
- Use all available data: Validate the model using redundant telemetry
- Incorporate the model into the orbit determination code to model the actual observable (Doppler)


Or the highway?

- Recovered the telemetry
- Constructed a “crude” geometric model
- Constructed a refined ray-traced model using simple isothermal surfaces but real material properties and power
- Built independent orbit determination code that incorporated the thermal recoil

Or the highway?

- Recovered the telemetry
- Constructed a “crude” geometric model
- Constructed a refined ray-traced model using simple isothermal surfaces but real material properties and power
- Built independent orbit determination code that incorporated the thermal recoil

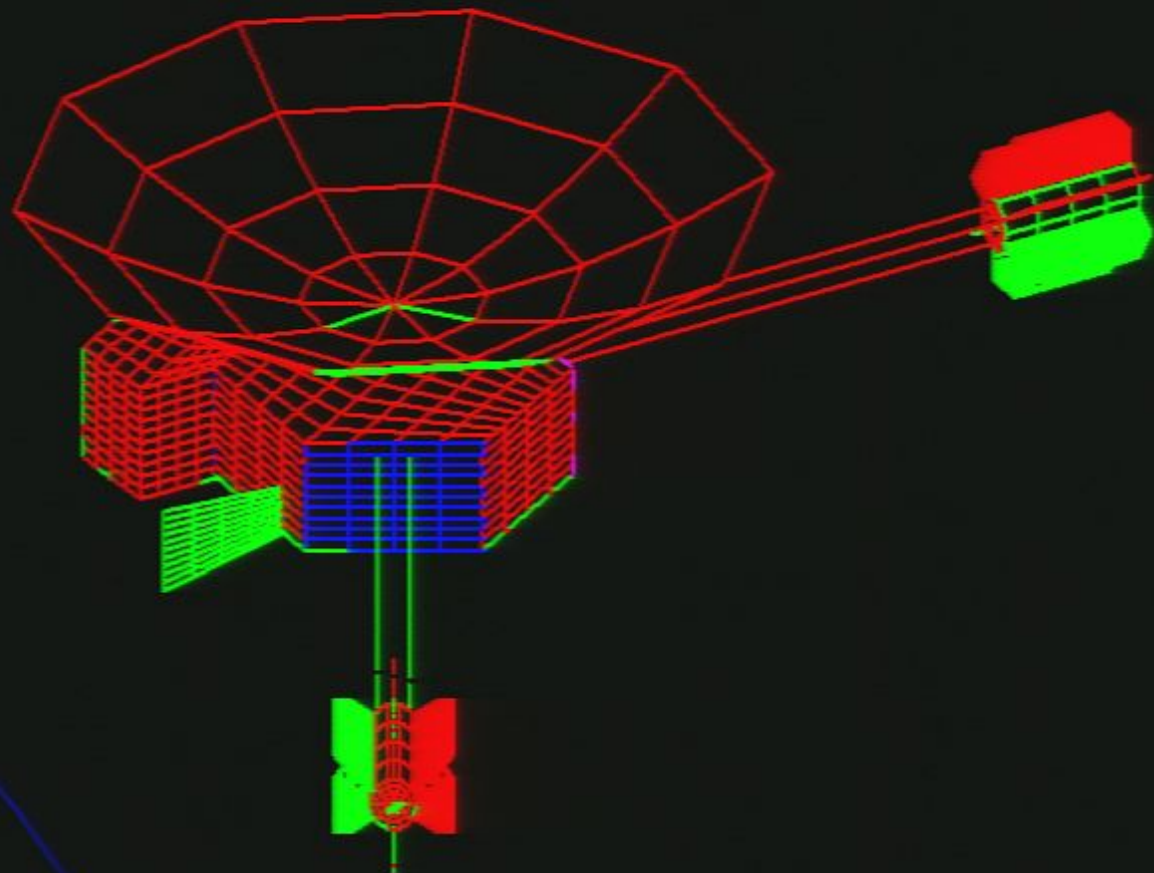
A simple model



```
with(student):
alpha:=0.04;
r0:=54;
b:=17;
d:=11;
a:=sqrt((r0^2+b^2)/2/r0);
Ts[1]:=49.3;
Ts[2]:=102.85;
Ts[3]:=114.95;
zetax[1]:=0.097/4.*cos("delta");
zetax[2]:=0.096/4.*sin("delta");
zetax[3]:=0.096/4.*sin("delta");
for k from 1 to 3 do
T:=Ts[k];zetax:=zetax[k];
r1:=sqrt((a+d)^2+b^2-e^2)/sqrt((a+d)^2+b^2);
q:=sqrt((a+d)^2+b^2)/(a+d)-T*a/(a+d);
r2:=r1*(a+d)/sqrt((a+d)^2+b^2);
m:=sqrt((a+d)^2+b^2);
d:=sqrt(b^2-r2^2);
n:=sqrt((a+d)^2-2*d^2*cos(alpha));
u:=sqrt(b^2-d^2);
coschi:=(u^2+a^2-e^2)/(2*b*u);
eq1:=r1*(r1^2*(1-q)+r2^2*q)+r1^2*r2^2;
eq2:=r1*(r2-q)^2+a*d^2-2*(r2-q)*r2*d;
eq3:=a/r0^2*(1-chi)/r;
use realdom in: res1:=solve([eq1,eq2,eq3,-1=0,c:=1],[r,c,s]) and:
theta:=arccos(solve([[-1,res1][1]]);
eq4:=b^2*(r1^2*cos(mu)^2+r2^2*sin(mu)^2)+r1^2*r2^2;
eq5:=b^2*(r2-q)^2+a*d^2-2*(r2-q)*r2*d*cos(alpha);
eq6:=sin(mu)/sqrt(m)/b;
use realdom in: res1:=solve([eq4,eq5,eq6],[b,mu,d]) and:
res2:=solve([op(2,step1)if(evalf(evalf([a],res1[1]))),_x]);
res3:="if"(evalf(evalf(res1[1],alpha=pi/2))>0,res1[1],res2[1]);
q:=unapply(factor(step1if(evalf(res3))),alpha);
beta:=arctan((d+a)/b);
delta:=arccos((u^2+b^2-r2^2-d^2)/(2*b*u));
z1:=evalf(coschi*cos(beta)/sqrt((a^2-r2^2)/u^2/r1);
res1:=evalf(x:=intop(x:=intop(z1,r=0..r0,100),alpha=theta..theta,100));
res2:=evalf(x:=intop(x:=intop(z1,r=0..q(alpha),100),alpha=theta..2*pi-theta,100));
r:=int(z1);
z2:=evalf(coschi*cos(beta)/sqrt((a^2-r2^2)/u^2/r1);
res1:=evalf(x:=intop(x:=intop(z2,r=0..r0,100),alpha=theta..theta,100));
res2:=evalf(x:=intop(x:=intop(z2,r=0..q(alpha),100),alpha=theta..2*pi-theta,100));
r:=int(z2);
z3:=evalf(sqrt(1-r2^2/a^2)*coschi*cos(beta)/sqrt((a^2-r2^2)/u^2/r1);
res1:=evalf(x:=intop(x:=intop(z3,r=0..r0,100),alpha=theta..theta,100));
res2:=evalf(x:=intop(x:=intop(z3,r=0..q(alpha),100),alpha=theta..2*pi-theta,100));
r:=int(z3);
z4:=d^2-2*u*coschi*(a-(a-c));
z4:=evalf(-u/sqrt(coschi*cos(beta)/sqrt((a^2-r2^2)/u^2/r1);
res1:=evalf(x:=intop(x:=intop(z4,r=0..r0,100),alpha=theta..theta,100));
res2:=evalf(x:=intop(x:=intop(z4,r=0..q(alpha),100),alpha=theta..2*pi-theta,100));
r:=int(z4);
respecular[k]:=0.83*sgn(res1-res2);
respecular[k]:=respecular[k]+respecular[k]+0.83*respecular[k]+diffuse[k];
end do;
respecular[1]+respecular[2]+respecular[3];
evalf(respecular[1]+respecular[2]+respecular[3],sigma=.7428);
```

0.008897107518

A more complicated model



More results

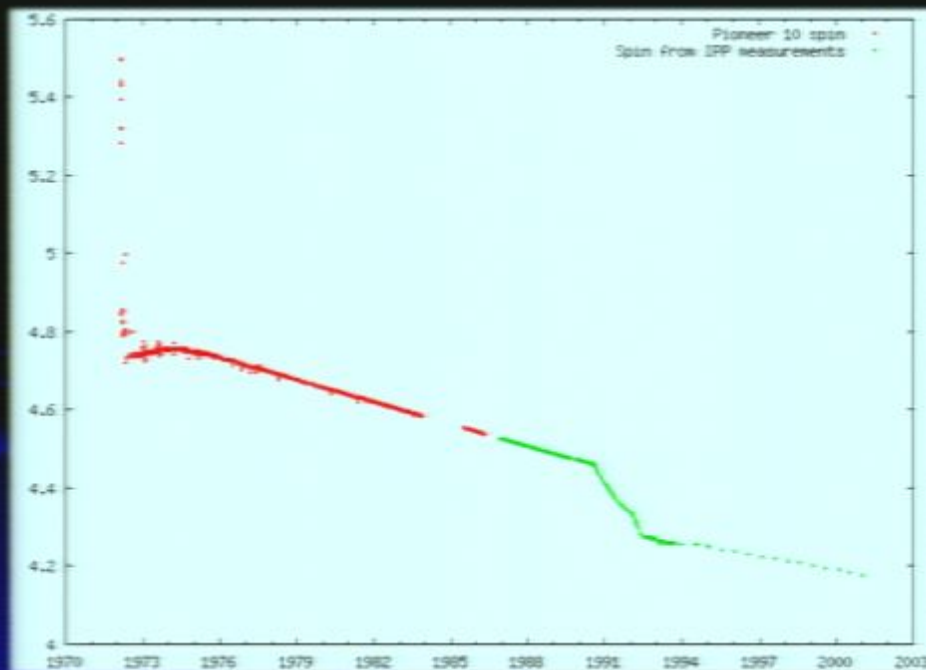
- Thrust and spin rate change

```
fe_elec
Iteration 1: Thrust = -36.436 / 94.8192
Iteration 2: Thrust = -37.2946 / 99.5209
Iteration 3: Thrust = -37.3916 / 100.052
Iteration 4: Thrust = -37.403 / 100.114
Iteration 5: Thrust = -37.4044 / 100.122
Iteration 6: Thrust = -37.4045 / 100.122
Iteration 7: Thrust = -37.4045 / 100.123
Iteration 8: Thrust = -37.4045 / 100.123
Iteration 9: Thrust = -37.4045 / 100.123
Iteration 10: Thrust = -37.4045 / 100.123
DONE.

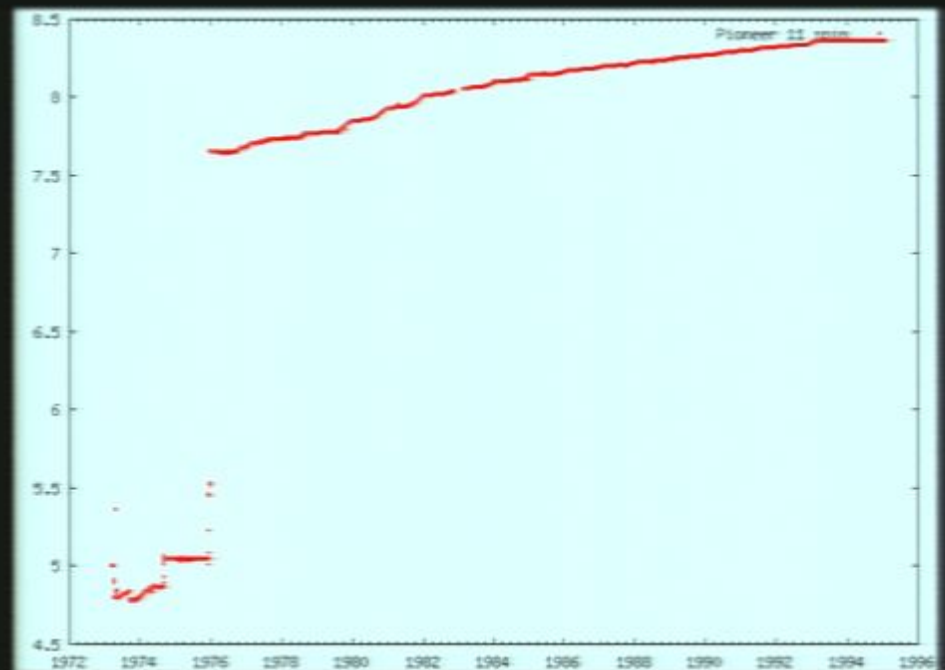
fe_rtg
Iteration 1: Thrust = -0.0130118 / 0.869754, Torque(0.00721829,0.494318,0.00466599)
Iteration 2: Thrust = -0.0107575 / 0.986882, Torque(0.00146408,0.335283,0.01585)
Iteration 3: Thrust = -0.0104659 / 0.999871, Torque(-0.000599535,0.311347,0.0123182)
Iteration 4: Thrust = -0.0104445 / 1.00114, Torque(-0.000857704,0.309028,0.0117846)
Iteration 5: Thrust = -0.0104432 / 1.00125, Torque(-0.000883748,0.30882,0.0117335)
Iteration 6: Thrust = -0.0104431 / 1.00126, Torque(-0.000886127,0.308802,0.0117291)
Iteration 7: Thrust = -0.010443 / 1.00126, Torque(-0.000886442,0.3088,0.0117287)
Iteration 8: Thrust = -0.010443 / 1.00126, Torque(-0.000886456,0.3088,0.0117287)
Iteration 9: Thrust = -0.010443 / 1.00126, Torque(-0.000886456,0.3088,0.0117287)
DONE.
```


Spin history

Pioneer 10 spin

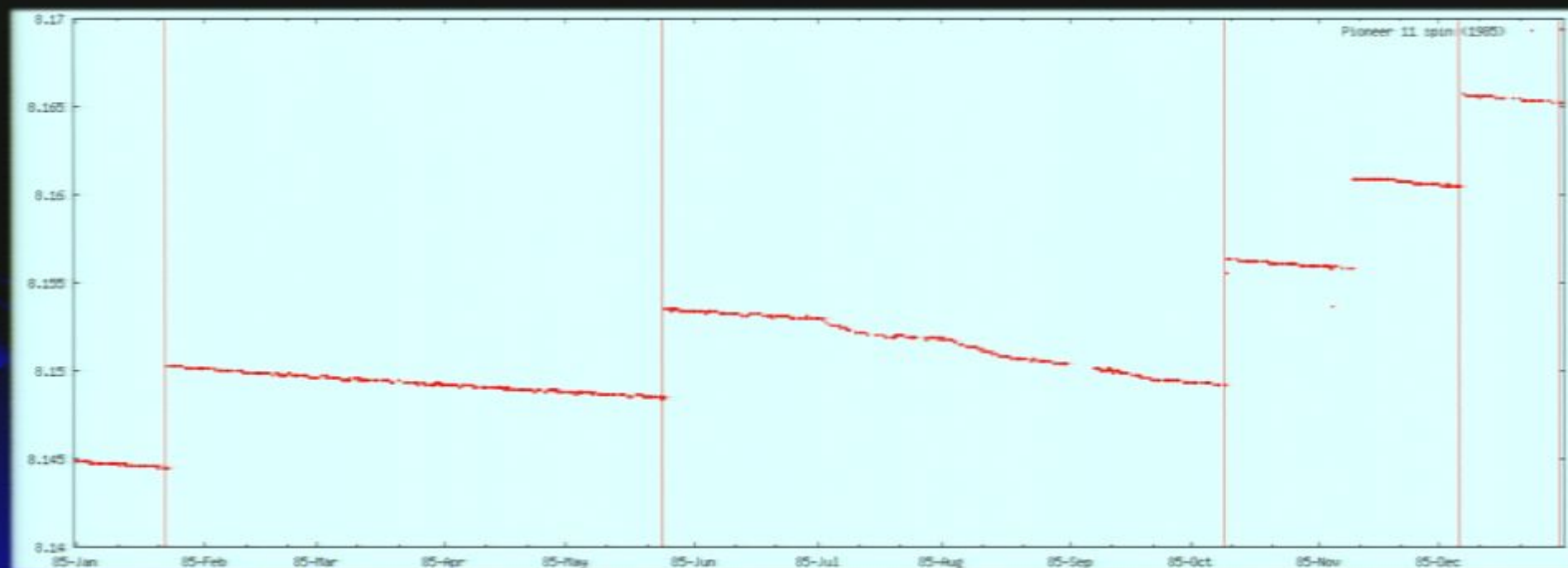


Pioneer 11 spin



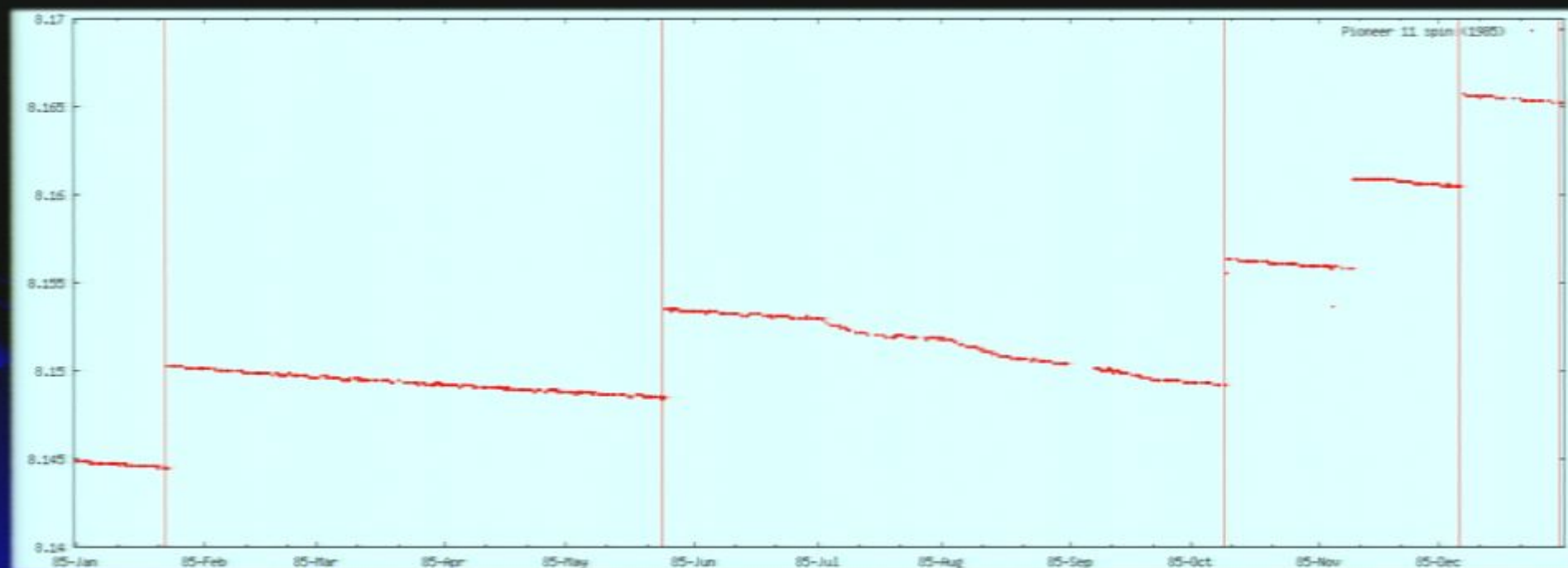
Spin history

Pioneer 11 spin detail (1985)



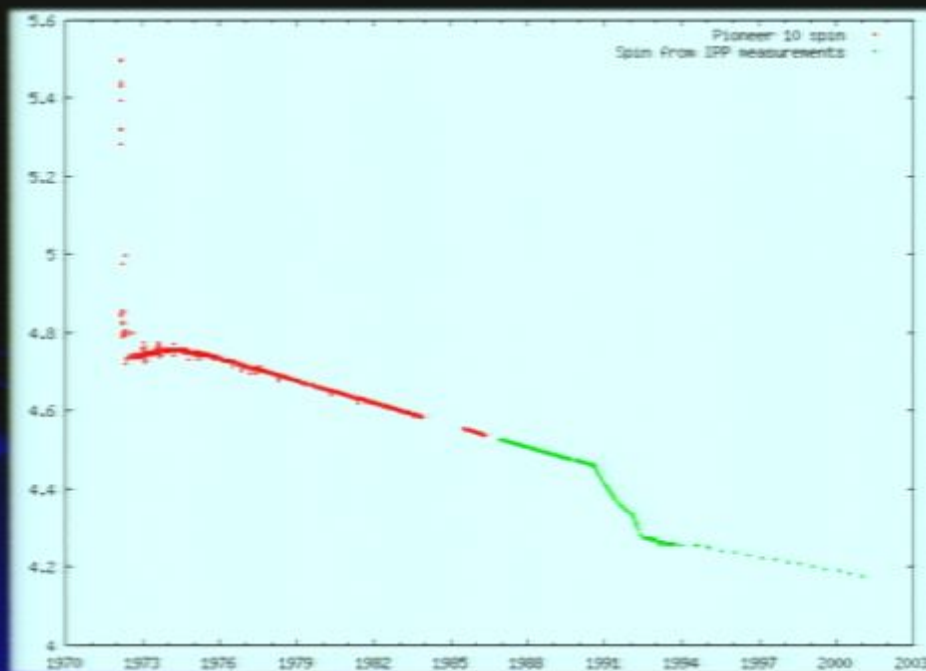
Spin history

Pioneer 11 spin detail (1985)

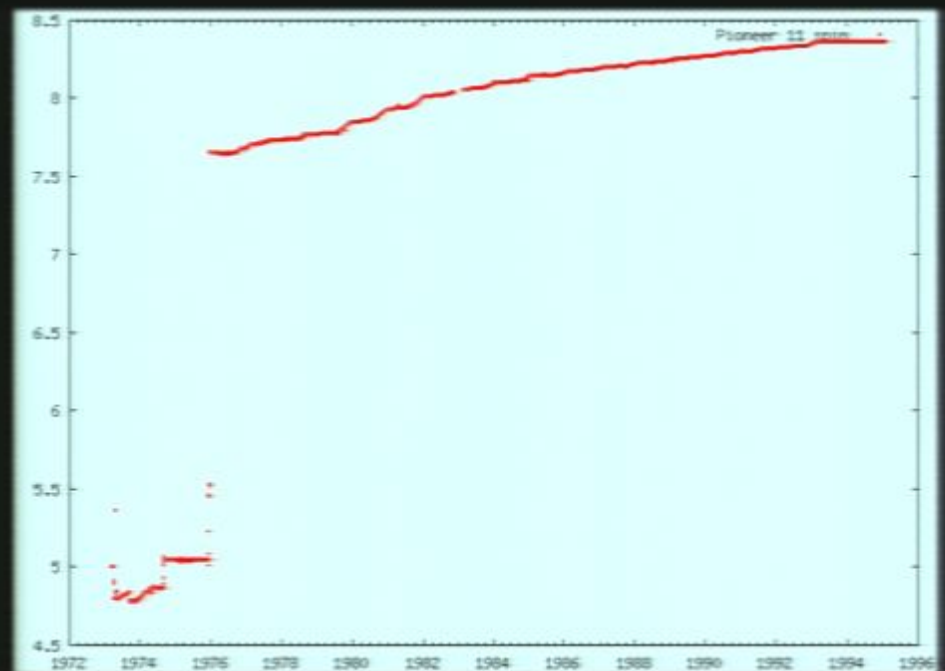


Spin history

Pioneer 10 spin



Pioneer 11 spin



More results

- Thrust and spin rate change

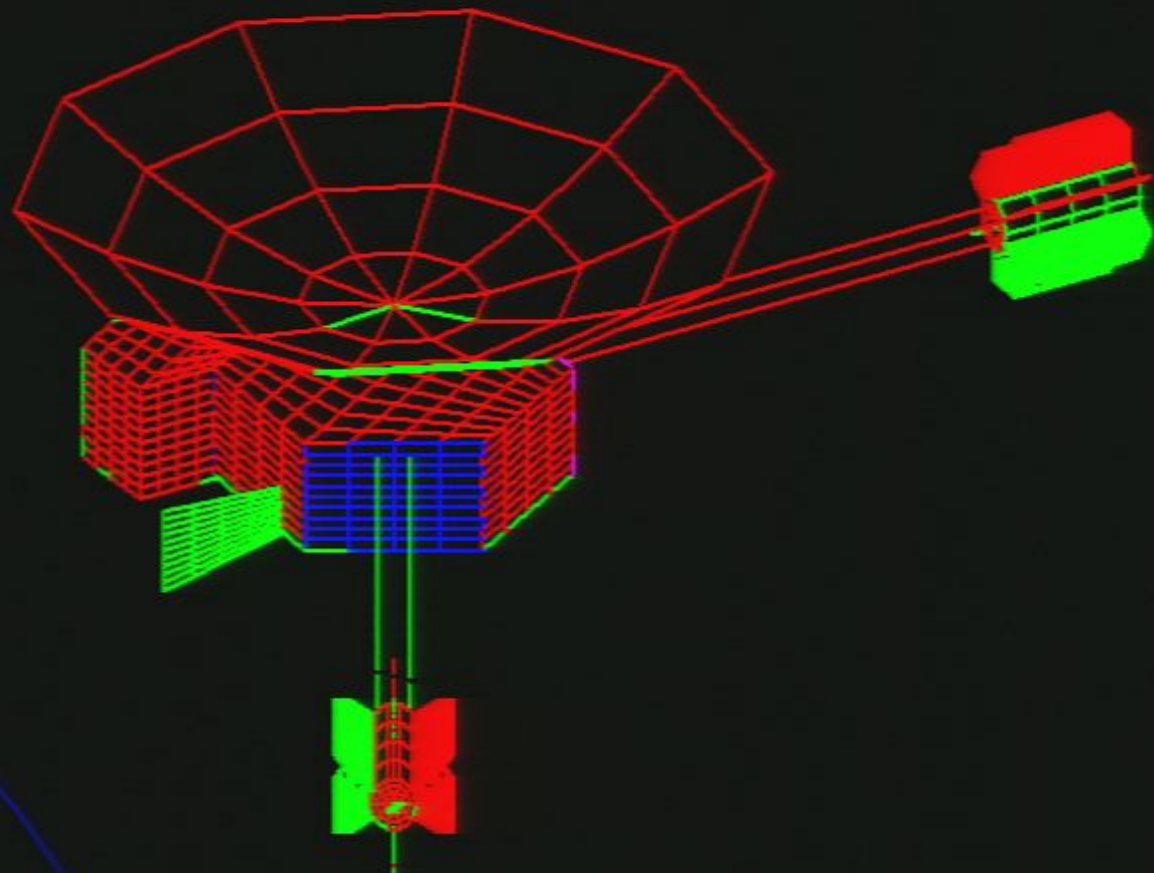
fe_elec

```
Iteration 1: Thrust = -36.436 / 94.8192
Iteration 2: Thrust = -37.2946 / 99.5209
Iteration 3: Thrust = -37.3916 / 100.052
Iteration 4: Thrust = -37.403 / 100.114
Iteration 5: Thrust = -37.4044 / 100.122
Iteration 6: Thrust = -37.4045 / 100.122
Iteration 7: Thrust = -37.4045 / 100.123
Iteration 8: Thrust = -37.4045 / 100.123
Iteration 9: Thrust = -37.4045 / 100.123
Iteration 10: Thrust = -37.4045 / 100.123
DONE.
```

fe_rtg

```
Iteration 1: Thrust = -0.0130118 / 0.869754, Torque(0.00721829,0.494318,0.00466599)
Iteration 2: Thrust = -0.0107575 / 0.986882, Torque(0.00146408,0.335283,0.01585)
Iteration 3: Thrust = -0.0104659 / 0.999871, Torque(-0.000599535,0.311347,0.0123182)
Iteration 4: Thrust = -0.0104445 / 1.00114, Torque(-0.000857704,0.309028,0.0117846)
Iteration 5: Thrust = -0.0104432 / 1.00125, Torque(-0.000883748,0.30882,0.0117335)
Iteration 6: Thrust = -0.0104431 / 1.00126, Torque(-0.000886127,0.308802,0.0117291)
Iteration 7: Thrust = -0.010443 / 1.00126, Torque(-0.000886442,0.3088,0.0117287)
Iteration 8: Thrust = -0.010443 / 1.00126, Torque(-0.000886456,0.3088,0.0117287)
Iteration 9: Thrust = -0.010443 / 1.00126, Torque(-0.000886456,0.3088,0.0117287)
DONE.
```

A more complicated model



More results

- Thrust and spin rate change

fe_elec

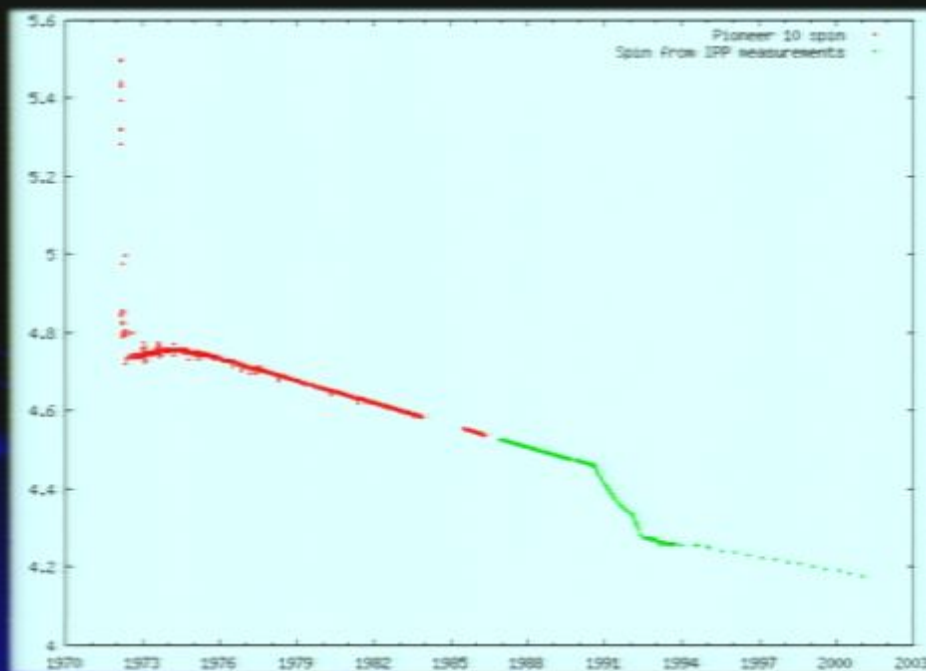
```
Iteration 1: Thrust = -36.436 / 94.8192
Iteration 2: Thrust = -37.2946 / 99.5209
Iteration 3: Thrust = -37.3916 / 100.052
Iteration 4: Thrust = -37.403 / 100.114
Iteration 5: Thrust = -37.4044 / 100.122
Iteration 6: Thrust = -37.4045 / 100.122
Iteration 7: Thrust = -37.4045 / 100.123
Iteration 8: Thrust = -37.4045 / 100.123
Iteration 9: Thrust = -37.4045 / 100.123
Iteration 10: Thrust = -37.4045 / 100.123
DONE.
```

fe_rtg

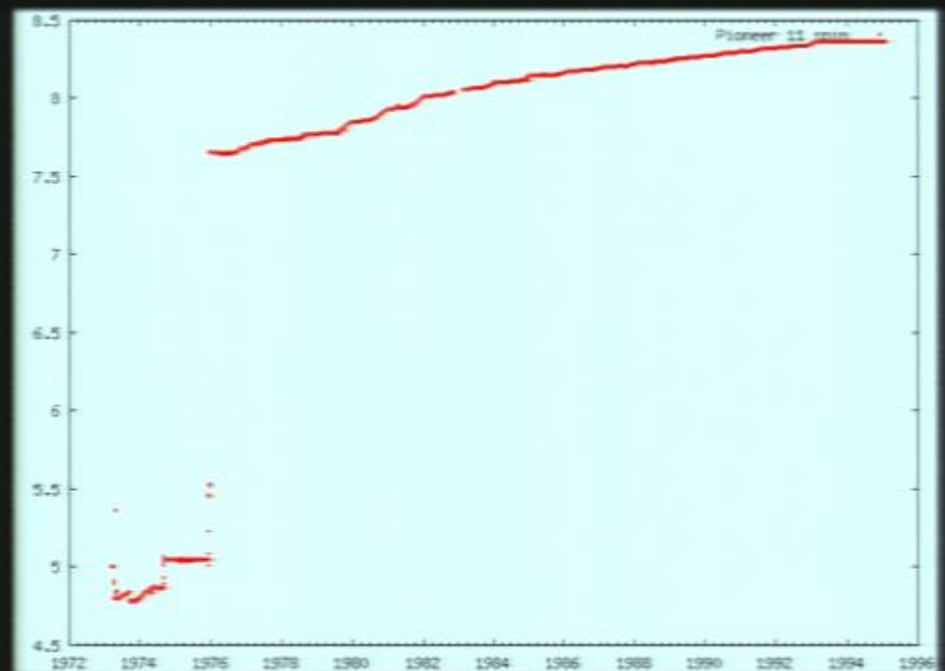
```
Iteration 1: Thrust = -0.0130118 / 0.869754, Torque(0.00721829,0.494318,0.00466599)
Iteration 2: Thrust = -0.0107575 / 0.986882, Torque(0.00146408,0.335283,0.01585)
Iteration 3: Thrust = -0.0104659 / 0.999871, Torque(-0.000599535,0.311347,0.0123182)
Iteration 4: Thrust = -0.0104445 / 1.00114, Torque(-0.000857704,0.309028,0.0117846)
Iteration 5: Thrust = -0.0104432 / 1.00125, Torque(-0.000883748,0.30882,0.0117335)
Iteration 6: Thrust = -0.0104431 / 1.00126, Torque(-0.000886127,0.308802,0.0117291)
Iteration 7: Thrust = -0.010443 / 1.00126, Torque(-0.000886442,0.3088,0.0117287)
Iteration 8: Thrust = -0.010443 / 1.00126, Torque(-0.000886456,0.3088,0.0117287)
Iteration 9: Thrust = -0.010443 / 1.00126, Torque(-0.000886456,0.3088,0.0117287)
DONE.
```

Spin history

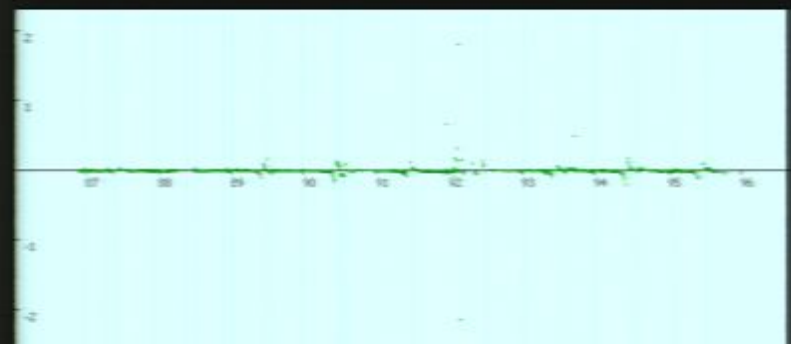
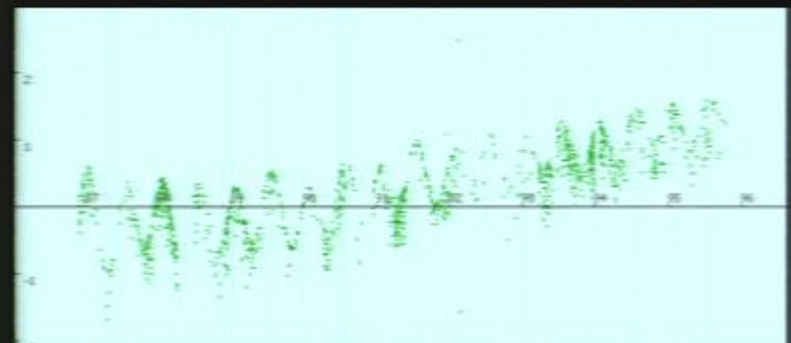
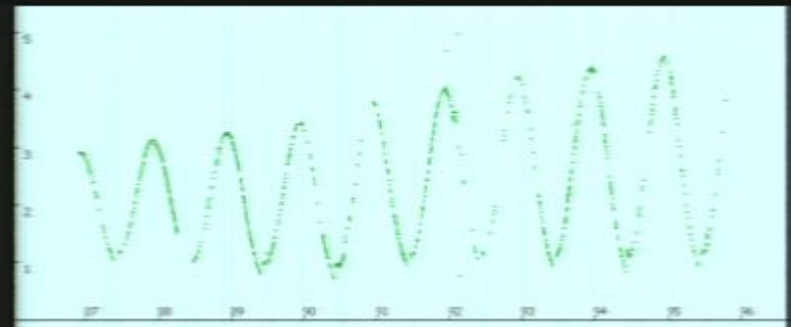
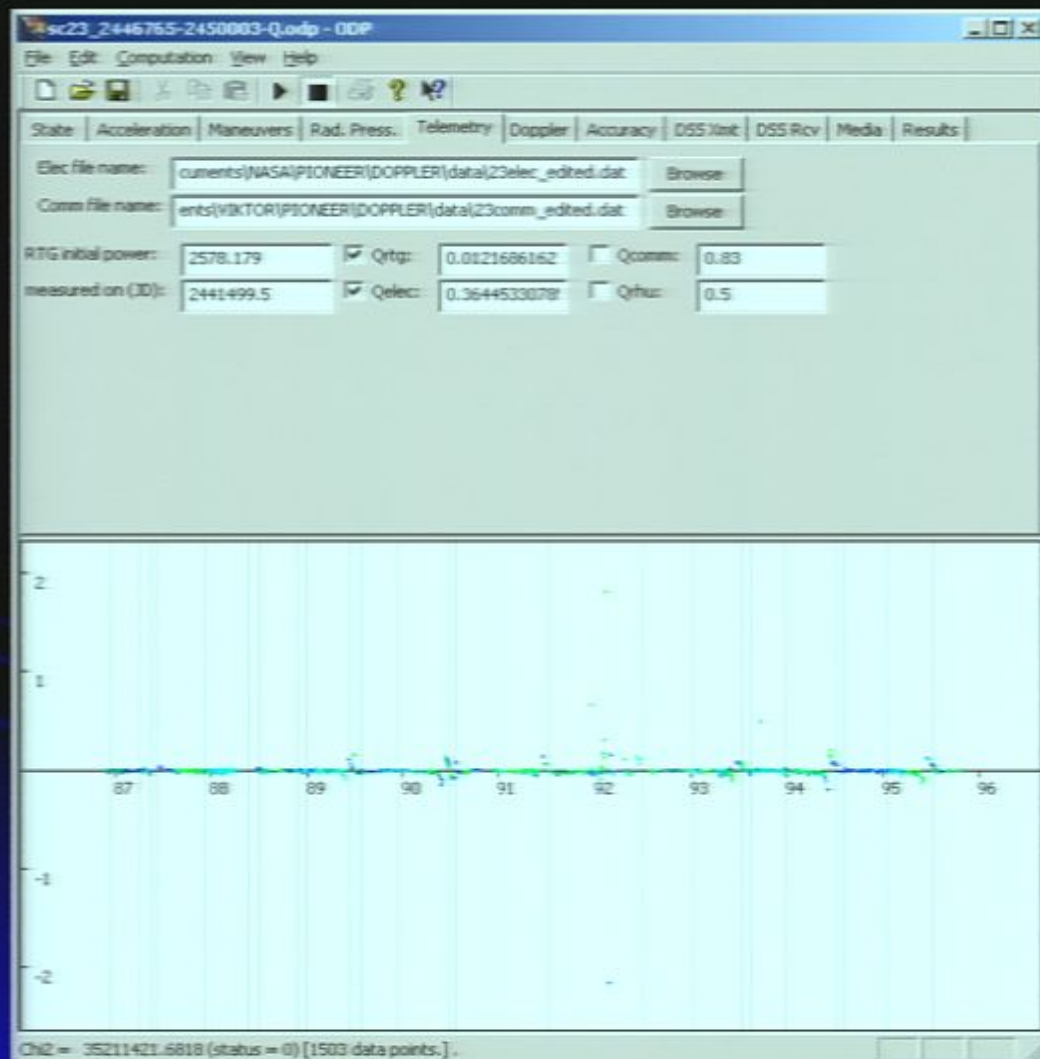
Pioneer 10 spin



Pioneer 11 spin



Orbit determination with on-board forces



Some results


- Confirmed the presence of the Doppler anomaly
- Verified that the recoil force is indeed a linear function of RTG and electrical heat
- Recoil force yields good Doppler fit or conversely
- Doppler data can be used to estimate the recoil force coefficients

Still not good enough

- Insufficiently detailed model (isothermal surfaces, no heat conduction, no individual instruments)
- Untested methodology
- Untested software

The real McCoy

- Report on the “definitive” model is on its way.



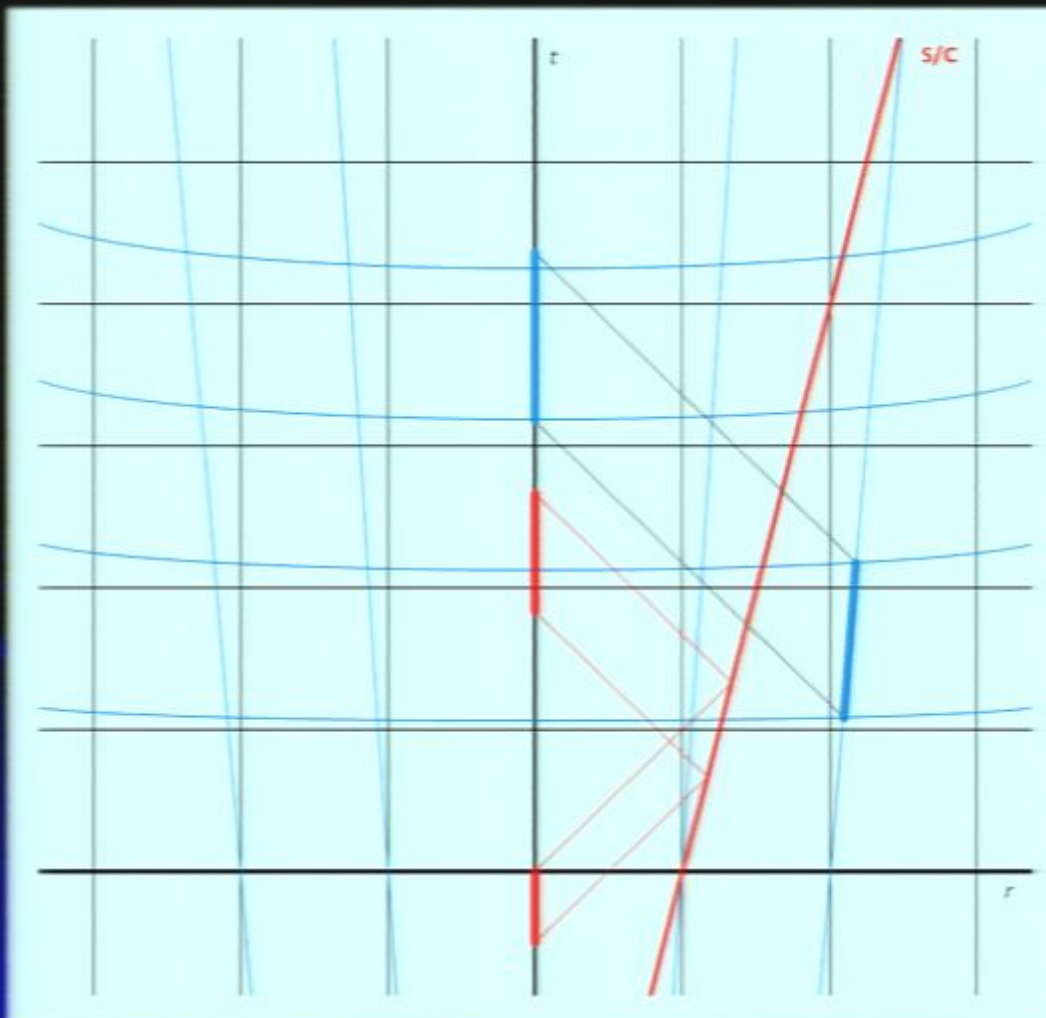
The biggest known unknown

- RTG coating: “three mils of zirconia [ZrO_2] in a sodium silicate binder”
- Some similar paints gained emittance in thermal vacuum chamber tests
- Other paints lost emittance
- This specific paint was never tested
- RTG exterior temperatures may also play a role
- A 5% decrease in emissivity can result in a 50% increase in the RTG anisotropy; a roughly 25% error in the overall thermal recoil force

So what if it is not all thermal?

- Numerical coincidences (e.g., $|a_P| \approx cH_0$) are certainly destroyed even if the sign can be explained somehow
- Do not assume constancy
- Do not assume direction

The sign of a_P vs. cH_0



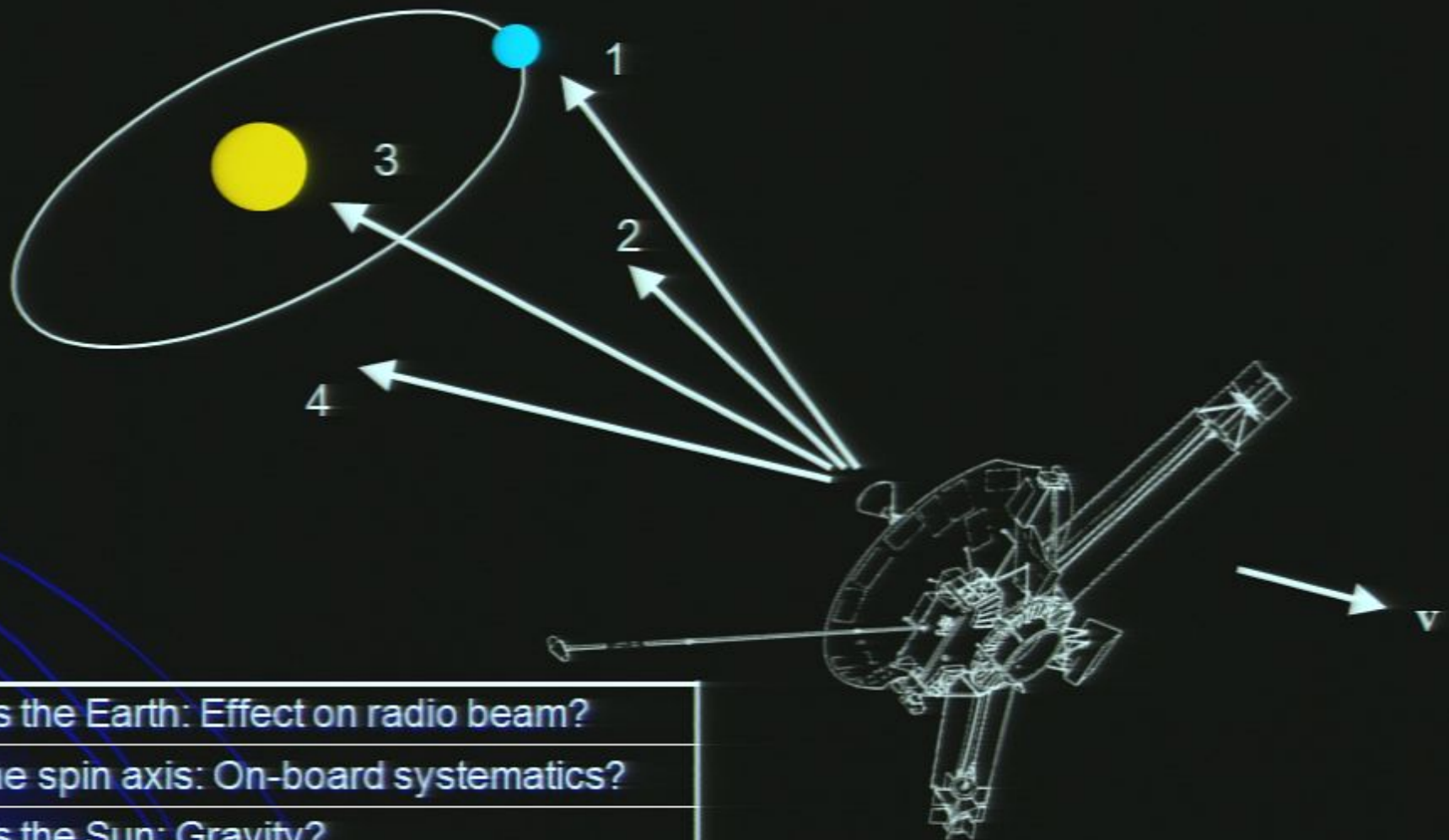
- Much has been said about a_P having the wrong sign for a cosmological origin
- This argument is not universally valid: an example is a conformal metric
 - The light of a distant star (blue) appears redshifted in accordance with Hubble's law
 - A radio signal of unit duration (half unit, actually, for drawing convenience) sent to a receding spacecraft S/C will be returned with a redshift. However, in the conformally transformed coordinate system, less time will appear to have elapsed, resulting in an apparent, small, additional blue shift. Ref: Hill, Phys. Rev. D (68) 232 (1945).

Temporal behavior

- These models yield equally good residuals



Unknown direction



- | | |
|----|---|
| 1. | Towards the Earth: Effect on radio beam? |
| 2. | Along the spin axis: On-board systematics? |
| 3. | Towards the Sun: Gravity? |
| 4. | Opposite the direction of motion: Drag force? |

Beware of traps


- All observations are two-way or three-way Doppler
- Doppler analysis is about counting ~~beets~~ ~~beasts~~ beats

Doppler measurements


- One-way Doppler



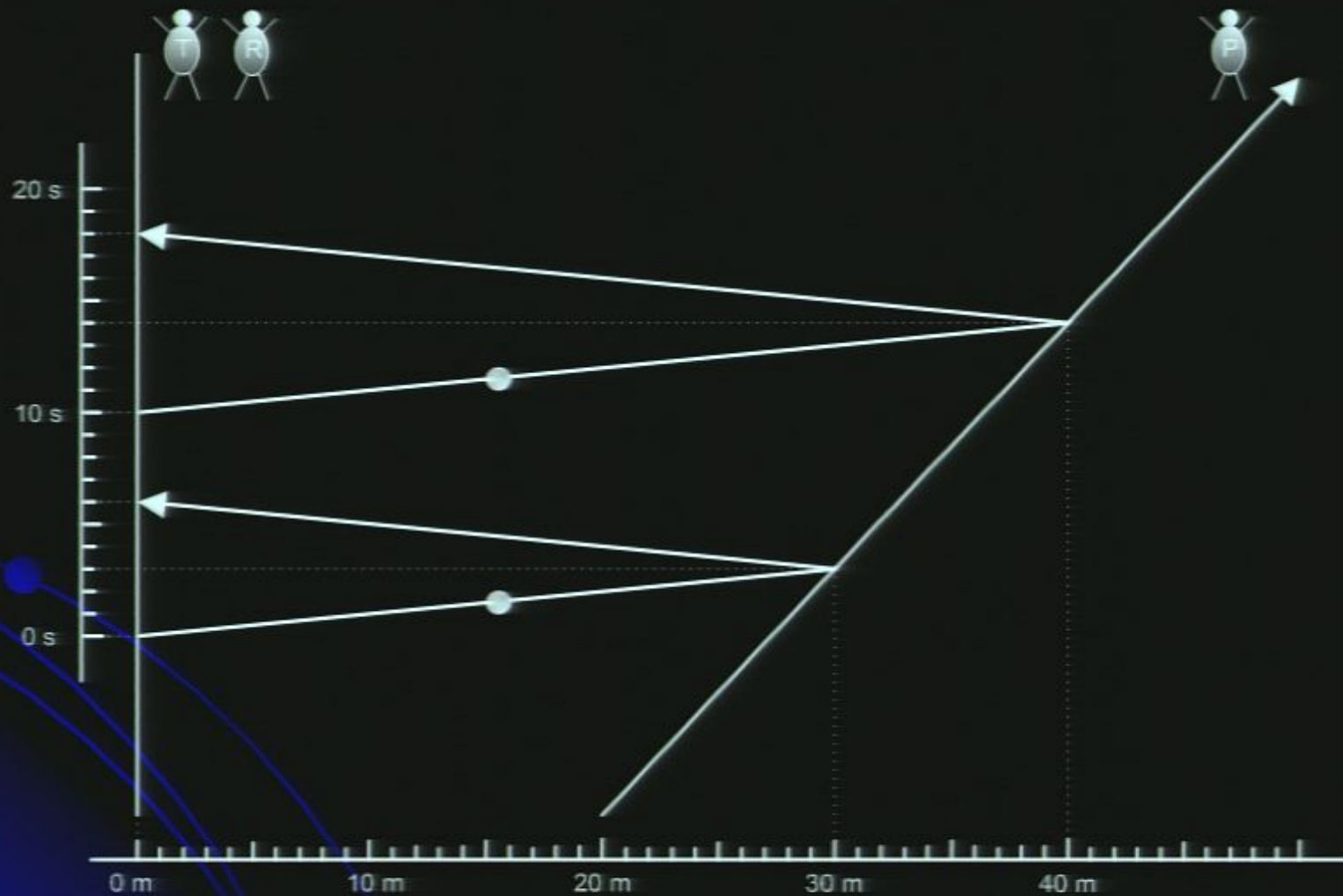
- Two-way Doppler



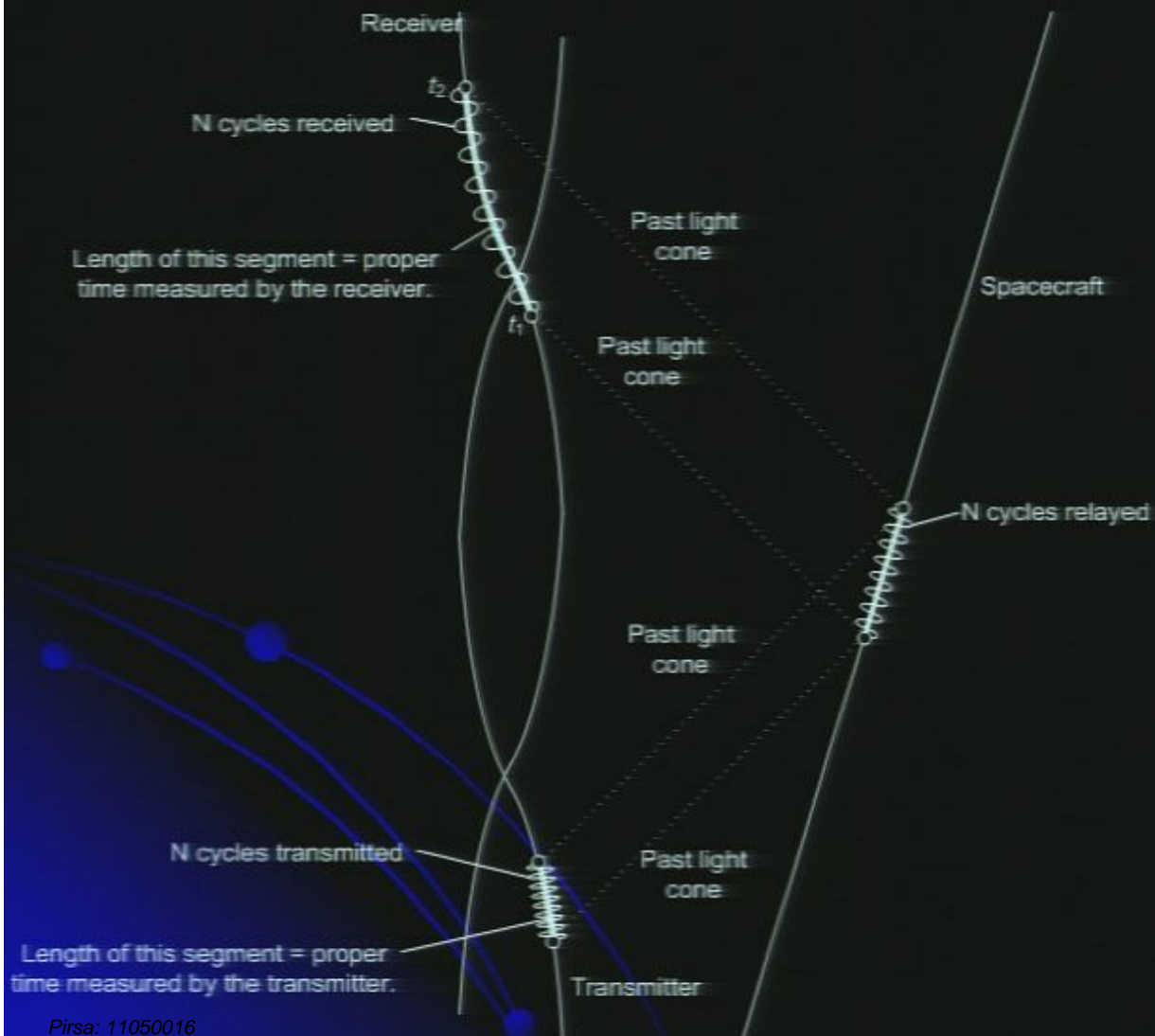
- Three-way Doppler



Two-way (or three-way) Doppler



Doppler measurements

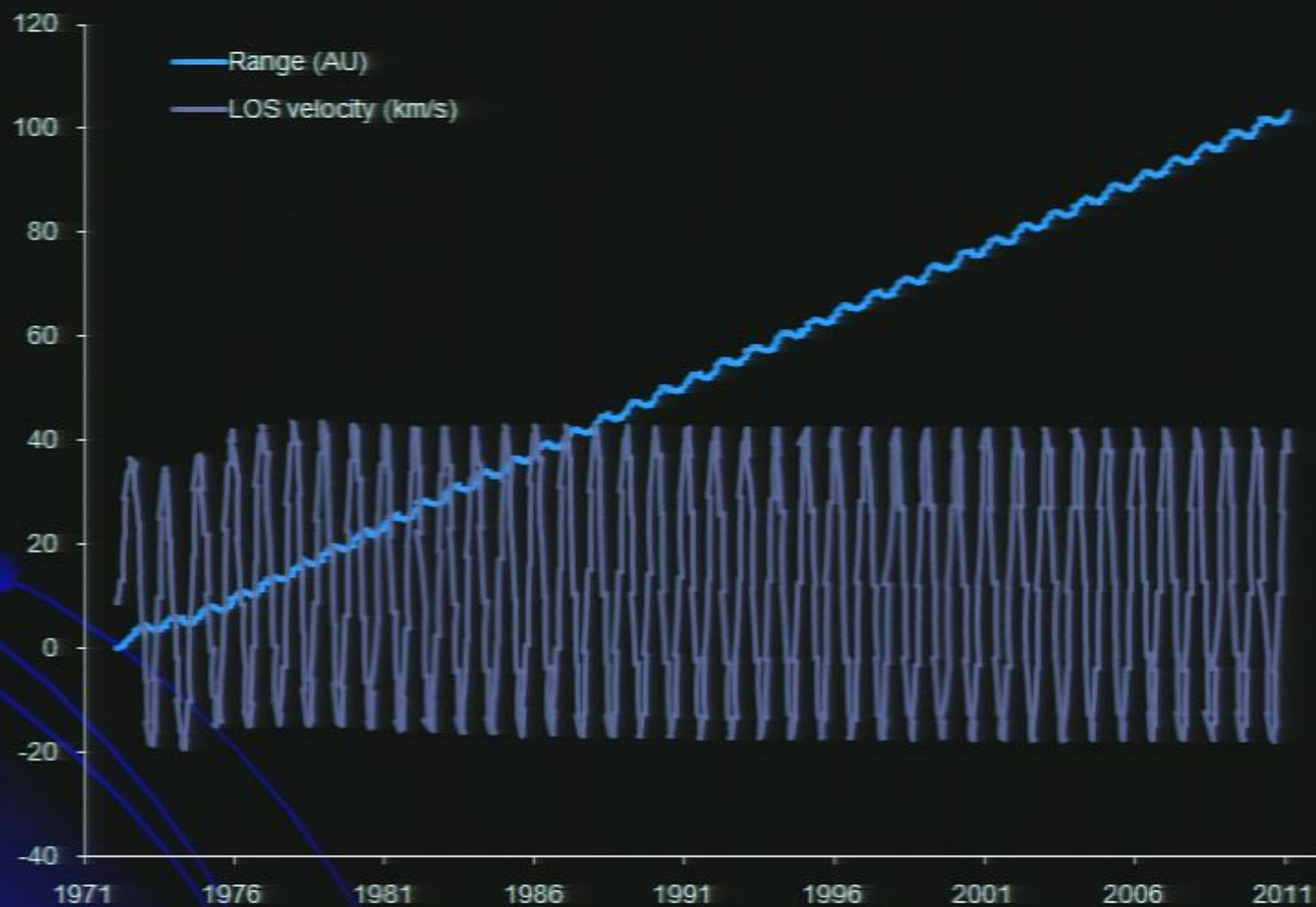


- A measurement at the receiver is made between t_1 and t_2
- These two instances of time are projected back onto the spacecraft's and then the transmitter's modeled world line; model accounts for
 - Post-Newtonian gravity of major solar system bodies
 - Maneuvers
 - Small non-gravitational forces (e.g., propellant leaks)
 - Shapiro delay
 - Effects of interplanetary medium (solar plasma)
 - Effects of the atmosphere
 - Motion of ground stations (tides, continental drift)
- The number of cycles transmitted is computed from the transmitter's known frequency
- This is then compared to the actual cycle count observed at the receiver
- Model is iteratively refined to reduce the residual difference.

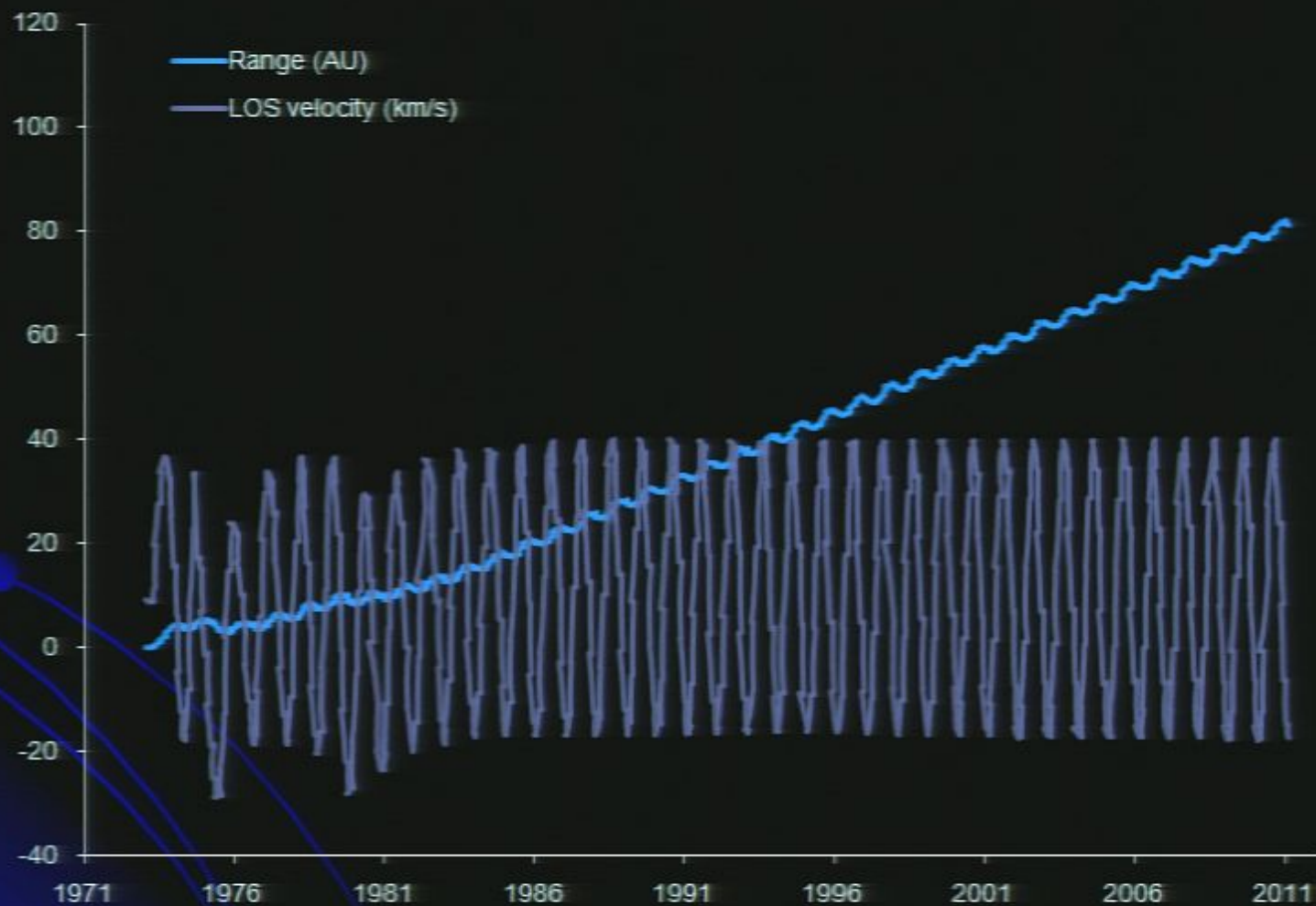
Effects on the signal

- Solutions that depend on the path length (or travel time) of the signal are in trouble:
 - The geocentric velocity of the spacecraft is $-20...+40$ km/s
 - The spacecraft-Earth distance is not monotonously increasing

Distance and geocentric velocity Pioneer 10



Distance and geocentric velocity Pioneer 11



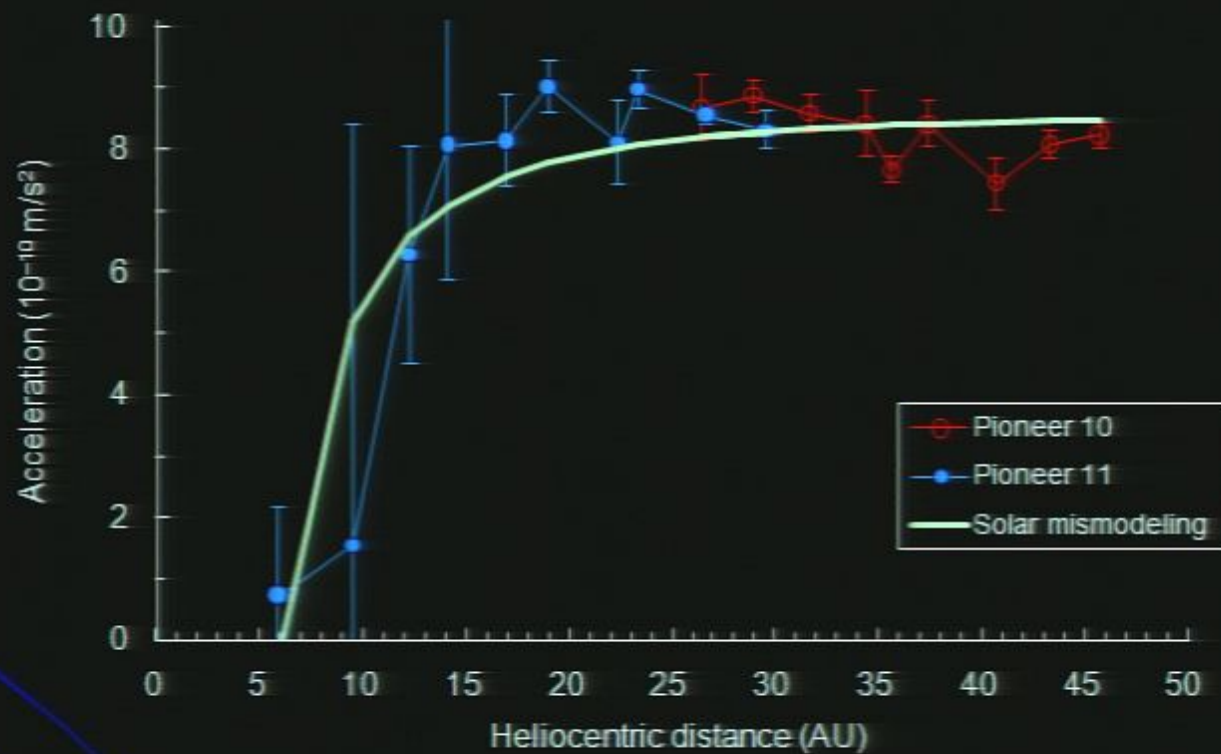
The solar system

- Not all orbits are well known but the orbit of Saturn is known quite well thanks to Cassini
- Solution must not predict the wrong planetary orbits

Onset

- The onset is almost certainly a model artifact
- Solar mismodeling can lead to apparent onset

Onset



- At 6 AU, spacecraft still receives >225 W of solar heating

The flyby anomaly

- Instantaneous small velocity change near perigee
- Completely unlike the Pioneer anomaly
- Quite possibly a modeling artifact: use of different, accelerating reference frames

Other spacecraft

- New Horizons: no funding for Doppler tracking; opportunity to confirm “onset” lost
- Voyagers: 3-axis stabilized
- Other spacecraft: wrong orbit, large RTGs, frequent maneuvers, etc.

Summary

- For the foreseeable future, Pioneer 10 and 11 remain the largest scale precision gravitational experiment ever conducted
- Ability to test post-Einsteinian gravity in the solar system would be marvelous
- Far more likely, this was just a wild goose chase
- Lessons to be learned:
 - Limits on navigational accuracy
 - Importance of preserving raw data and original documents
 - Dangers of “back of the envelope” estimation of small forces

Thank you!

- Questions?

Thank you!

- Questions?

References

- ***The Pioneer Anomaly*, Slava G. Turyshev and Viktor T. Toth, *Living Revs. Relativity* 13, (2010), 4**
- *The Puzzle of the Flyby Anomaly*, Slava G. Turyshev and Viktor T. Toth, *Space Science Reviews* 148(1), 169-174 (2010)
- *The Pioneer Anomaly in the Light of New Data*, Slava G. Turyshev and Viktor T. Toth, *Space Science Reviews* 148(1), 149-167 (2010)
- *Thermal recoil force, telemetry, and the Pioneer anomaly*, Viktor T. Toth and Slava G. Turyshev, *Phys. Rev. D* 79, 043011 (2009)
- *Independent analysis of the orbits of Pioneer 10 and 11*, Viktor T. Toth, *Int. J. Mod. Phys. D* 18 (2009) 5, 717-741
- *The Study of the Pioneer Anomaly: New Data and Objectives for New Investigation*, Slava G. Turyshev, Viktor T. Toth, Larry R. Kellogg, Eunice. L. Lau, Kyong J. Lee, *Int. J. Mod. Phys. D* 15 (2006) 1, 1-56

References

- *The constancy of the Pioneer anomalous acceleration*, Øystein Olsen, *Astron. Astrophys.* 463, 393 (2007)
- *Conventional Forces can Explain the Anomalous Acceleration of Pioneer 10*, Louis K. Scheffer, *Phys. Rev. D.* 67, 084021 (2003)
- *Independent Confirmation of the Pioneer 10 Anomalous Acceleration*, Craig B. Markwardt, arXiv:gr-qc/0208046 (2002)
- *Study of the anomalous acceleration of Pioneer 10 and 11*, John D. Anderson, Philip A. Laing, Eunice L. Lau, Anthony S. Liu, Michael Martin Nieto and Slava G. Turyshev, *Phys. Rev. D.* 65, 082004 (2002)
- *Comment on "Indication, from Pioneer 10/11, Galileo, and Ulysses Data, of an Apparent Anomalous, Weak, Long-Range Acceleration"*, J. I. Katz, *Phys. Rev. Lett.* 83, 1892 (1999)
- *Prosaic Explanation for the Anomalous Accelerations Seen in Distant Spacecraft*, E. M. Murphy, *Phys. Rev. Lett.* 83, 1890 (1999)
- *Indication, from Pioneer 10/11, Galileo, and Ulysses Data, of an Apparent Anomalous, Weak, Long-Range Acceleration*, John D. Anderson, Philip A. Laing, Eunice L. Lau, Anthony S. Liu, Michael Martin Nieto and Slava G. Turyshev, *Phys. Rev. Lett.* 81, 2858 (1998)

BOOKS

- *Formulation for Observed and Computed Values of Deep Space Network Data Types for Navigation*, Theodore D. Moyer, John Wiley & Sons (2005)
- *Foundations of Radiation Hydrodynamics*, Dimitri Mihalas and Barbara Weibel-Mihalas, Dover Publications (1999)

References

- ***The Pioneer Anomaly*, Slava G. Turyshev and Viktor T. Toth, *Living Revs. Relativity* 13, (2010), 4**
- *The Puzzle of the Flyby Anomaly*, Slava G. Turyshev and Viktor T. Toth, *Space Science Reviews* 148(1), 169-174 (2010)
- *The Pioneer Anomaly in the Light of New Data*, Slava G. Turyshev and Viktor T. Toth, *Space Science Reviews* 148(1), 149-167 (2010)
- *Thermal recoil force, telemetry, and the Pioneer anomaly*, Viktor T. Toth and Slava G. Turyshev, *Phys. Rev. D* 79, 043011 (2009)
- *Independent analysis of the orbits of Pioneer 10 and 11*, Viktor T. Toth, *Int. J. Mod. Phys. D* 18 (2009) 5, 717-741
- *The Study of the Pioneer Anomaly: New Data and Objectives for New Investigation*, Slava G. Turyshev, Viktor T. Toth, Larry R. Kellogg, Eunice. L. Lau, Kyong J. Lee, *Int. J. Mod. Phys. D* 15 (2006) 1, 1-56

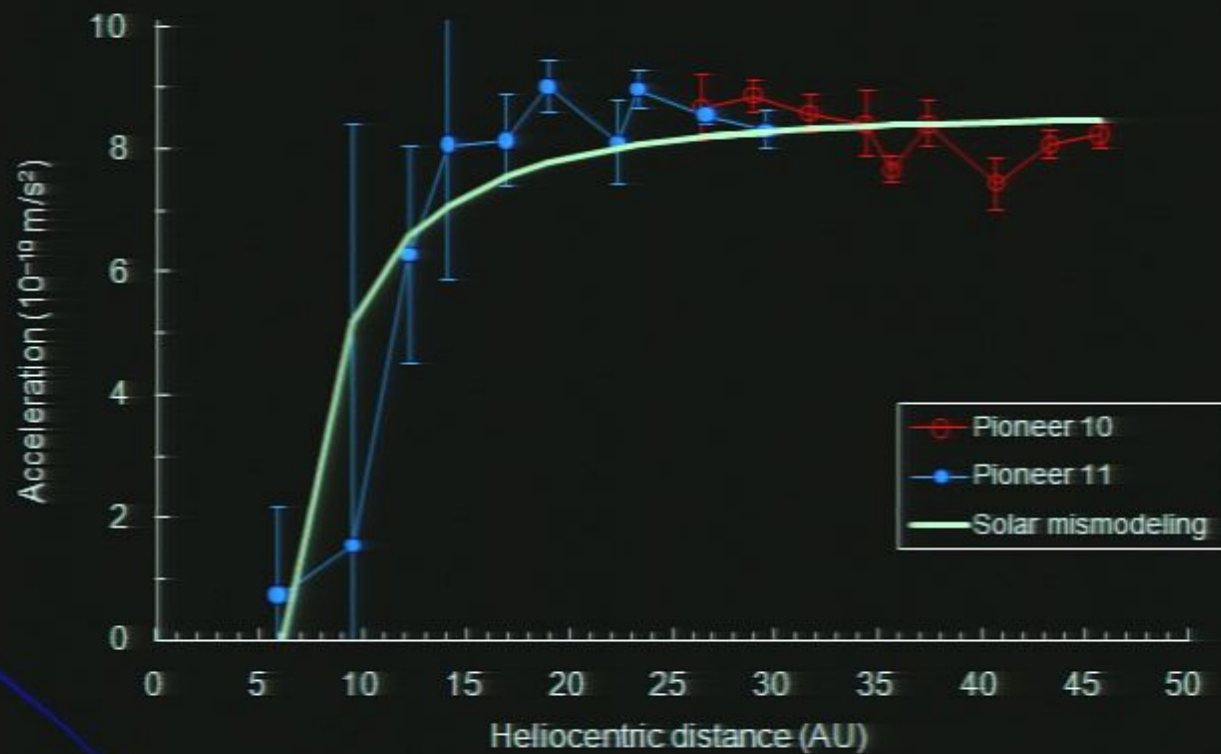
Thank you!

- Questions?

The flyby anomaly

- Instantaneous small velocity change near perigee
- Completely unlike the Pioneer anomaly
- Quite possibly a modeling artifact: use of different, accelerating reference frames

Onset



- At 6 AU, spacecraft still receives >225 W of solar heating