


Title: Relativity 6

Date: Jul 30, 2008 03:30 PM

URL: <http://pirsa.org/08070047>

Abstract:

# The Blackhole Stars Today



*Hawking*



*Bekenstein*



*Thorne*



*Susskind*



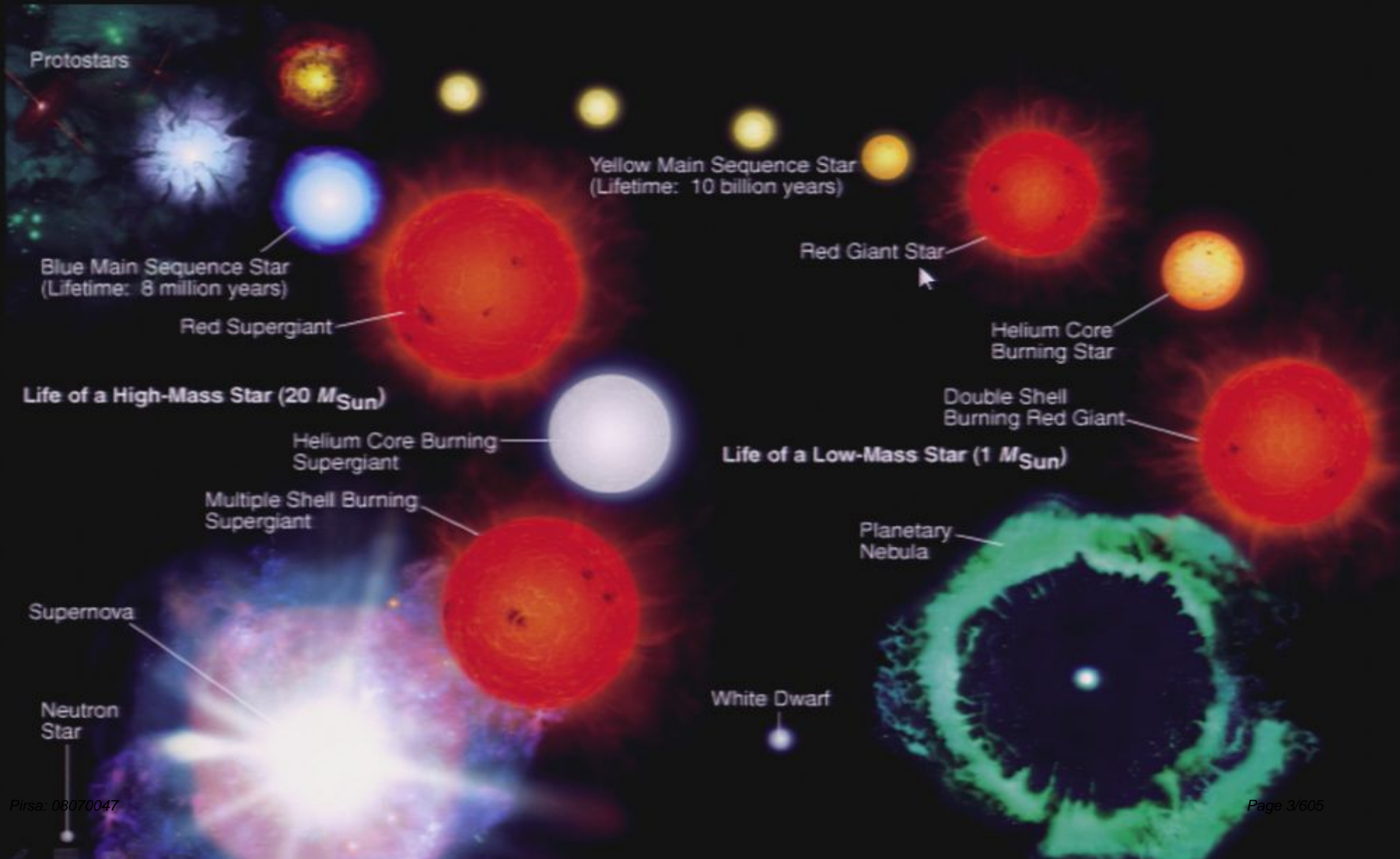
*Robert Wald*

*Werner Israel*

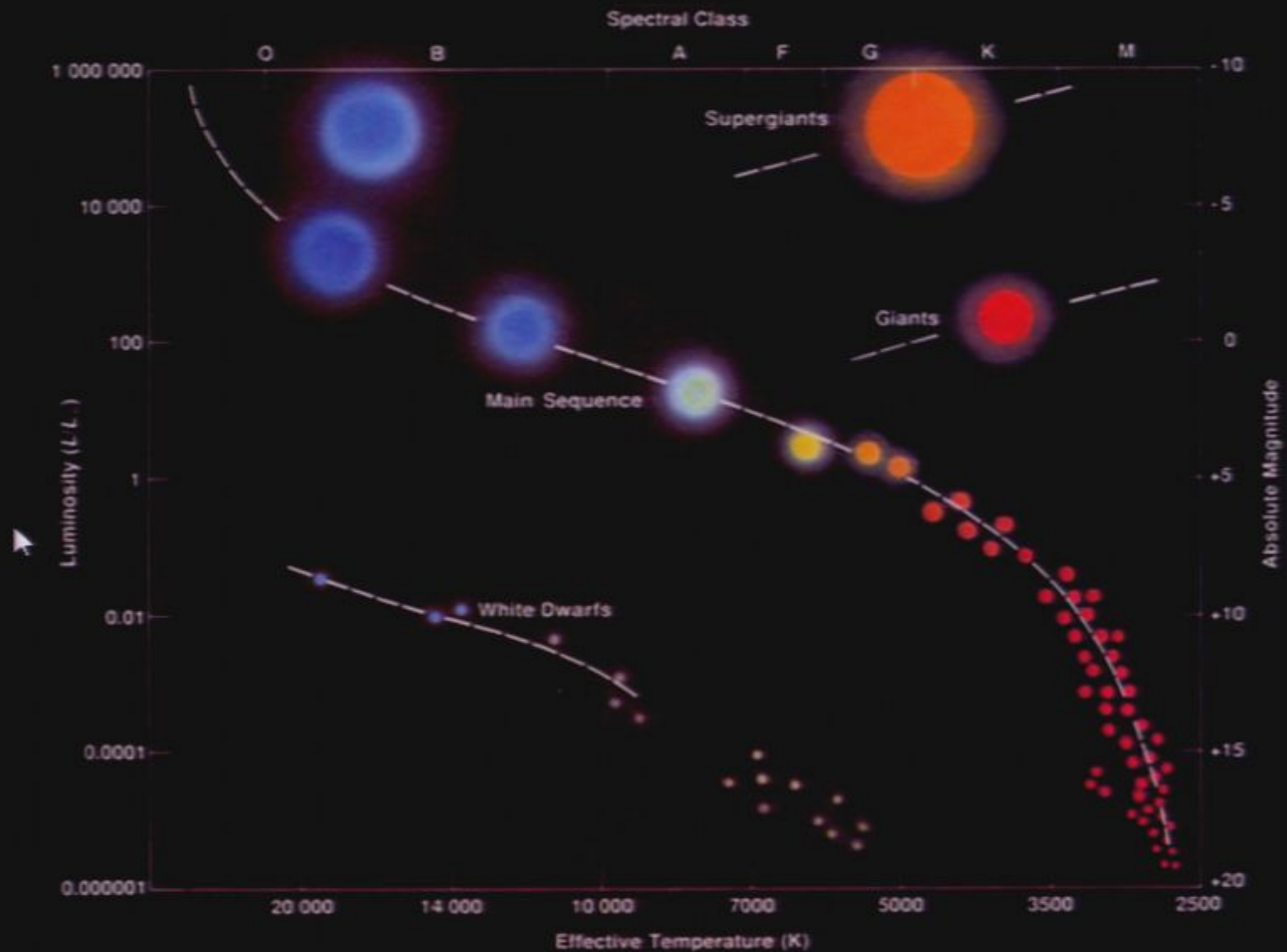


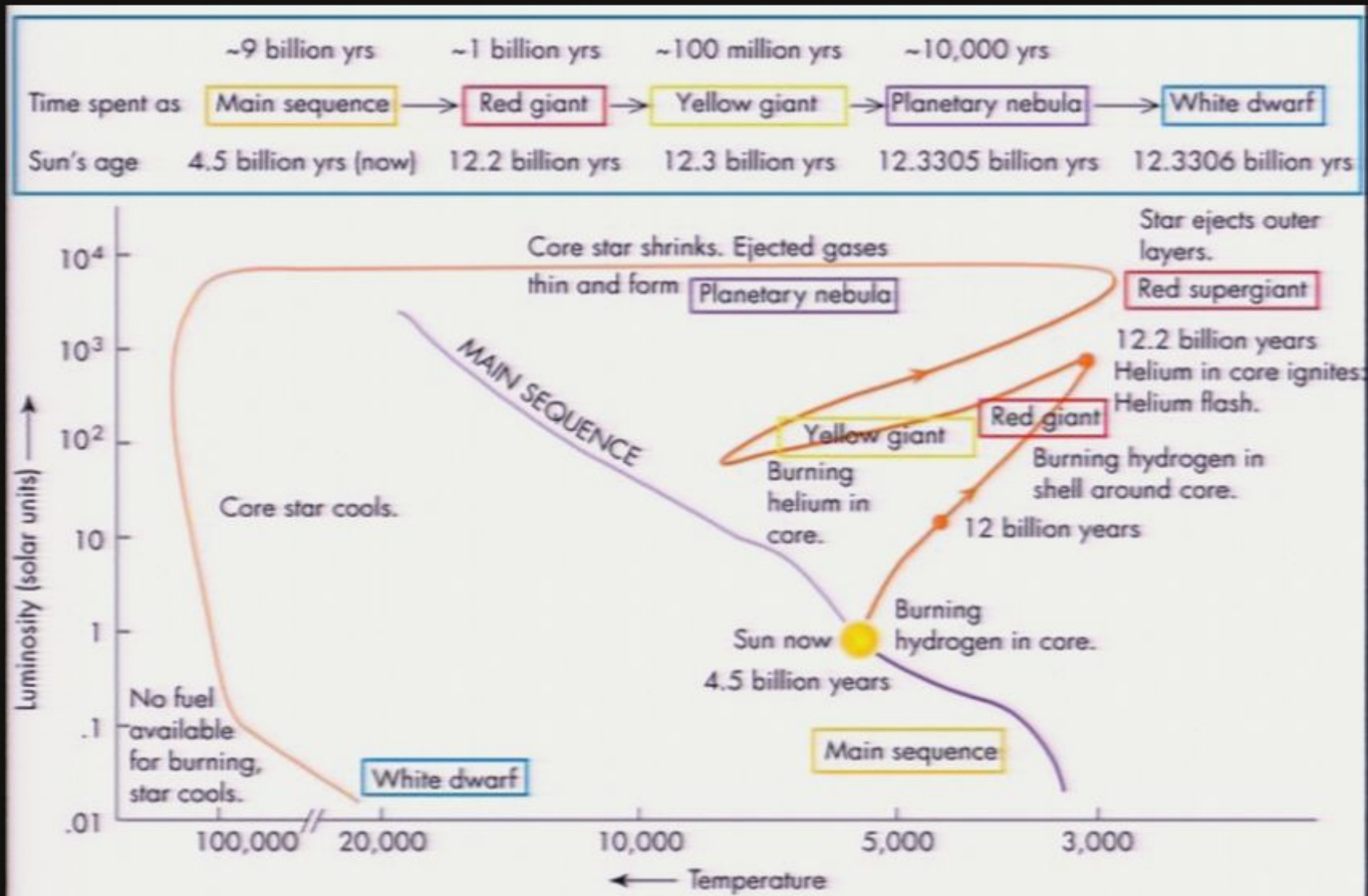


# Life Cycle of Stars

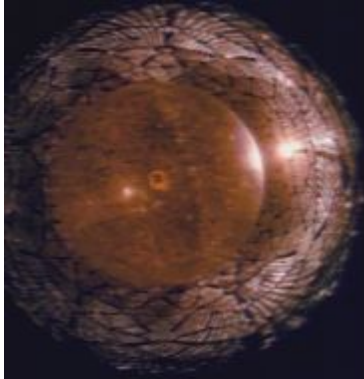


# Hertzsprung-Russell Diagram









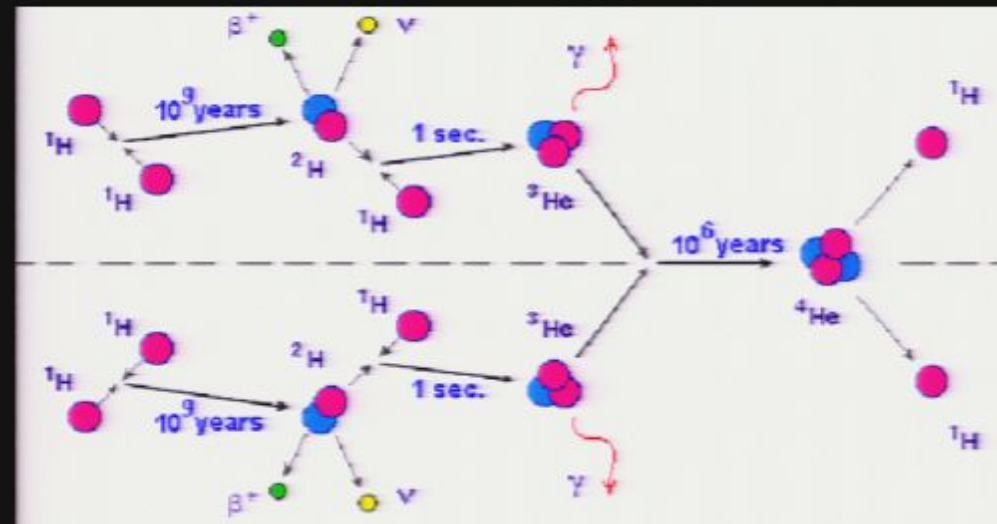

# Stellar Energy

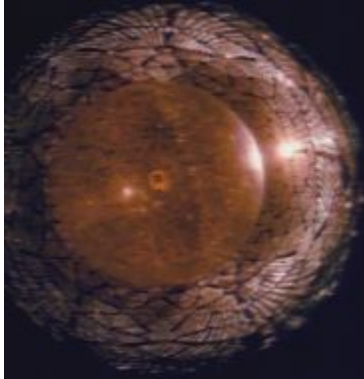
*Proton-Proton Chain* [ $4\text{H} \rightarrow \text{He} + \text{energy}$ ]

*Two hydrogen nuclei merge to produce deuterium nucleus, a positron, and a neutrino. Add another hydrogen and you get helium 3 and a gamma photon (energy). Two Helium 3 merge and produce helium 4 and two Hydrogen nuclei.*

## Proton-Proton Reaction

● — Neutron  
● — Proton





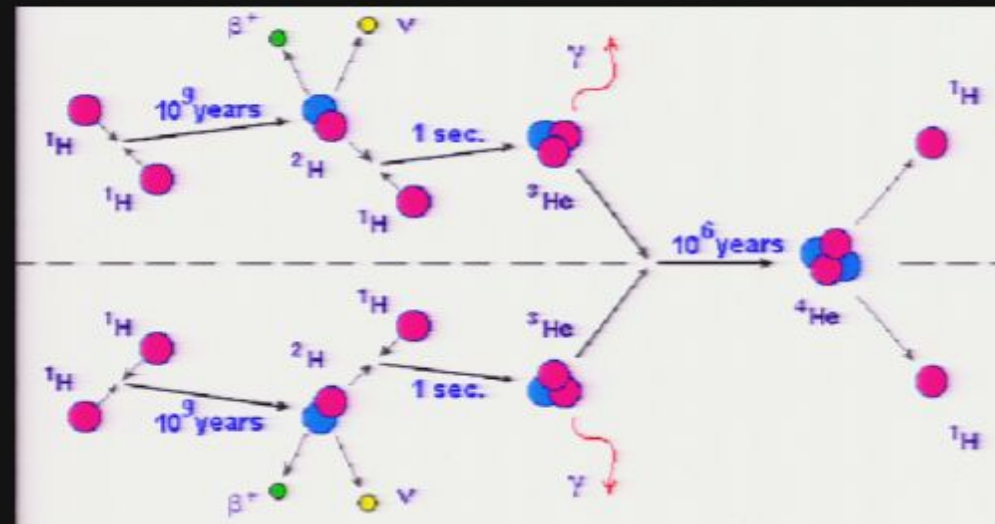
# Stellar Energy

*Proton-Proton Chain* [ $4\text{H} \rightarrow \text{He} + \text{energy}$ ]

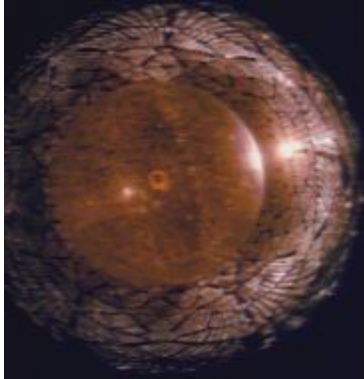
*Two hydrogen nuclei merge to produce deuterium nucleus, a positron, and a neutrino. Add another hydrogen and you get helium 3 and a gamma photon (energy). Two Helium 3 merge and produce helium 4 and two Hydrogen nuclei.*

## Two $1\text{H}$ Atoms Combine

● — Neutron  
● — Proton







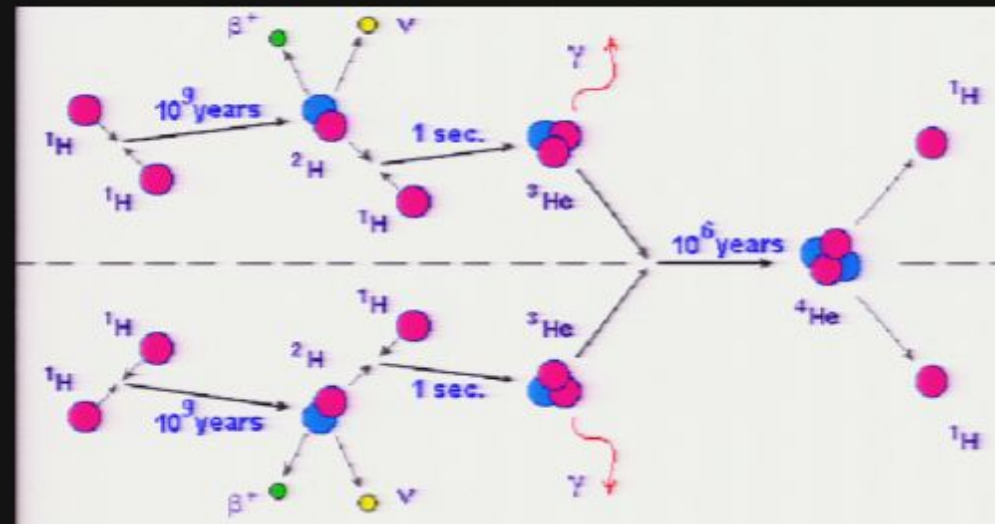
# Stellar Energy

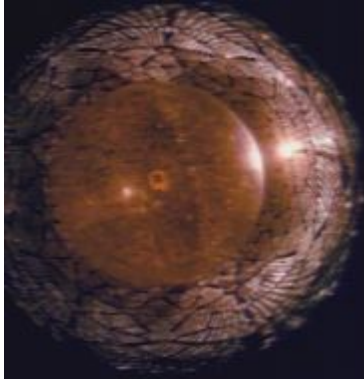
*Proton-Proton Chain* [ $4\text{H} \rightarrow \text{He} + \text{energy}$ ]

*Two hydrogen nuclei merge to produce deuterium nucleus, a positron, and a neutrino. Add another hydrogen and you get helium 3 and a gamma photon (energy). Two Helium 3 merge and produce helium 4 and two Hydrogen nuclei.*

2He Is Formed

● — Neutron  
● — Proton





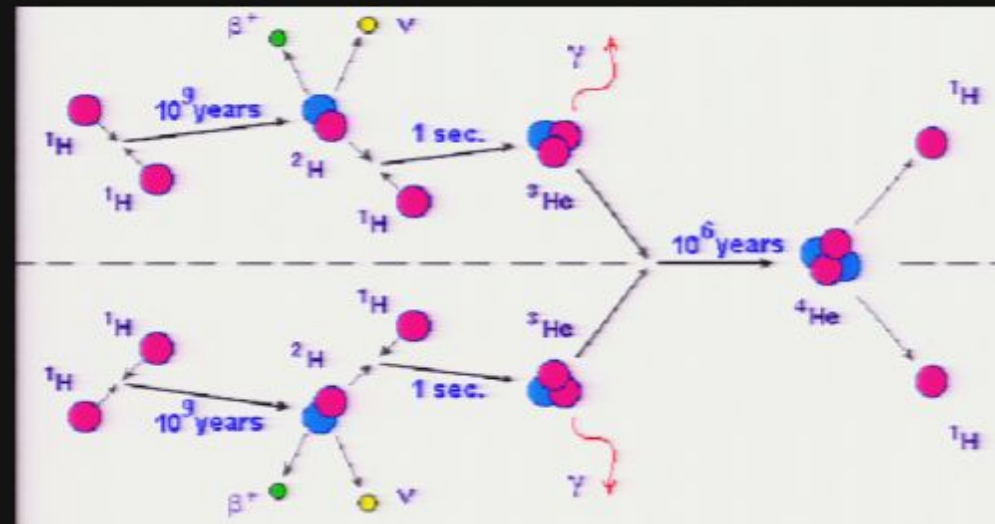
# Stellar Energy

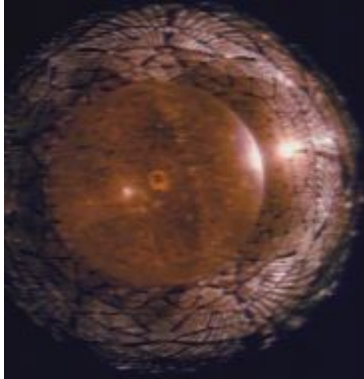
*Proton-Proton Chain* [ $4\text{H} \rightarrow \text{He} + \text{energy}$ ]

*Two hydrogen nuclei merge to produce deuterium nucleus, a positron, and a neutrino. Add another hydrogen and you get helium 3 and a gamma photon (energy). Two Helium 3 merge and produce helium 4 and two Hydrogen nuclei.*

Proton Decays Into A Neutron

● = Neutron  
● = Proton





# Stellar Energy

*Proton-Proton Chain* [ $4\text{H} \rightarrow \text{He} + \text{energy}$ ]

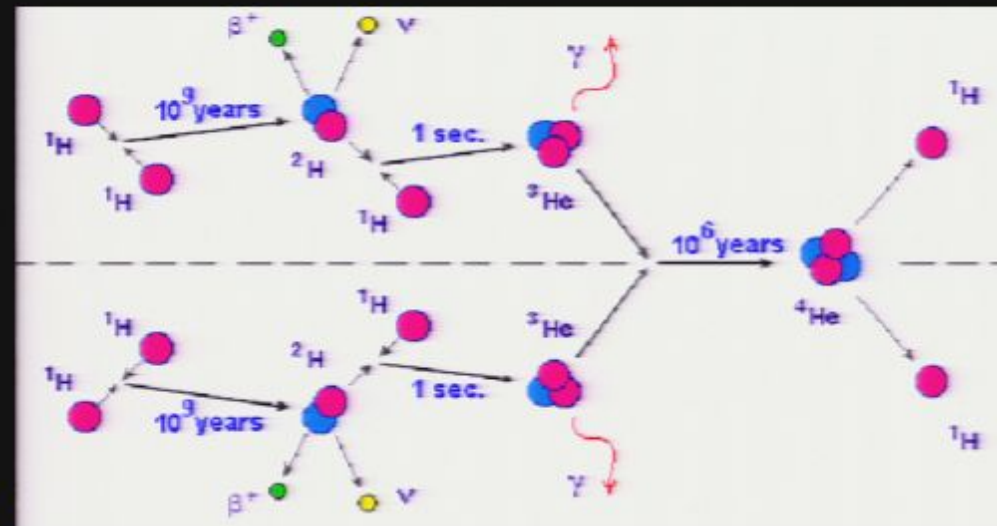
*Two hydrogen nuclei merge to produce deuterium nucleus, a positron, and a neutrino. Add another hydrogen and you get helium 3 and a gamma photon (energy). Two Helium 3 merge and produce helium 4 and two Hydrogen nuclei.*

Stray  $1\text{H}$  Fuses with  $2\text{H}$

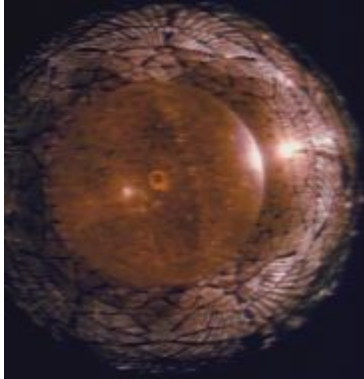
● = Neutron  
● = Proton

Positron — ● ●

Neutrino — ●







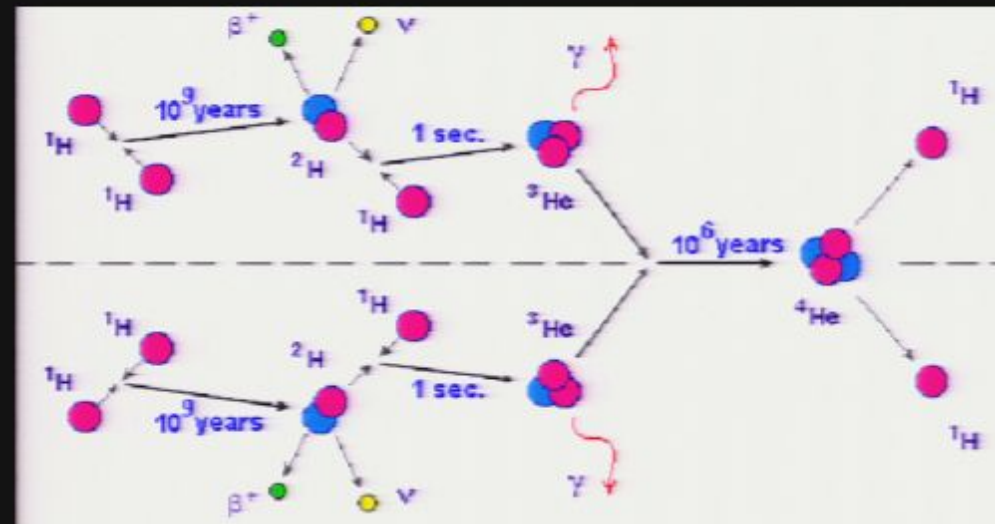
# Stellar Energy

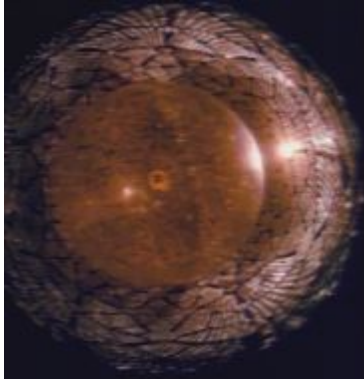
*Proton-Proton Chain* [ $4\text{H} \rightarrow \text{He} + \text{energy}$ ]

*Two hydrogen nuclei merge to produce deuterium nucleus, a positron, and a neutrino. Add another hydrogen and you get helium 3 and a gamma photon (energy). Two Helium 3 merge and produce helium 4 and two Hydrogen nuclei.*

## 3He Is Created

● = Neutron  
● = Proton





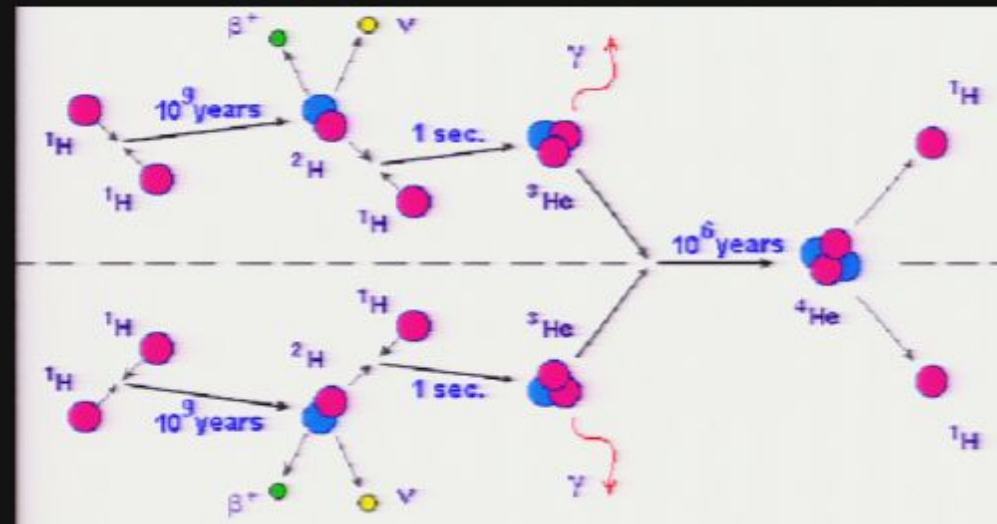
# Stellar Energy

*Proton-Proton Chain* [ $4\text{H} \rightarrow \text{He} + \text{energy}$ ]

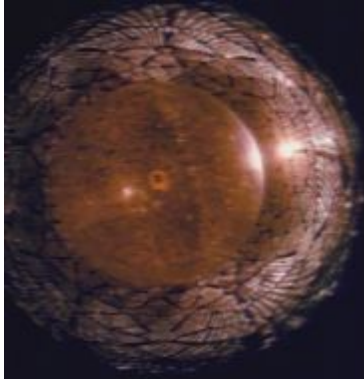
*Two hydrogen nuclei merge to produce deuterium nucleus, a positron, and a neutrino. Add another hydrogen and you get helium 3 and a gamma photon (energy). Two Helium 3 merge and produce helium 4 and two Hydrogen nuclei.*

## Two $3\text{He}$ Fuse Together

● = Neutron  
● = Proton







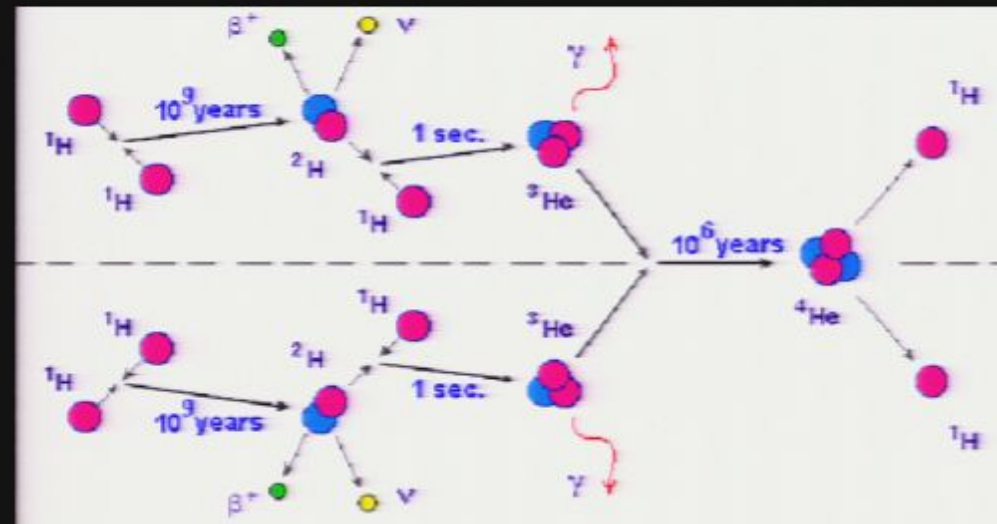

# Stellar Energy

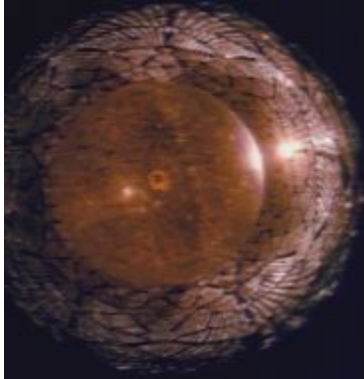
*Proton-Proton Chain* [ $4\text{H} \rightarrow \text{He} + \text{energy}$ ]

*Two hydrogen nuclei merge to produce deuterium nucleus, a positron, and a neutrino. Add another hydrogen and you get helium 3 and a gamma photon (energy). Two Helium 3 merge and produce helium 4 and two Hydrogen nuclei.*

Two  $1\text{H}$  Atoms Released

● = Neutron  
● = Proton





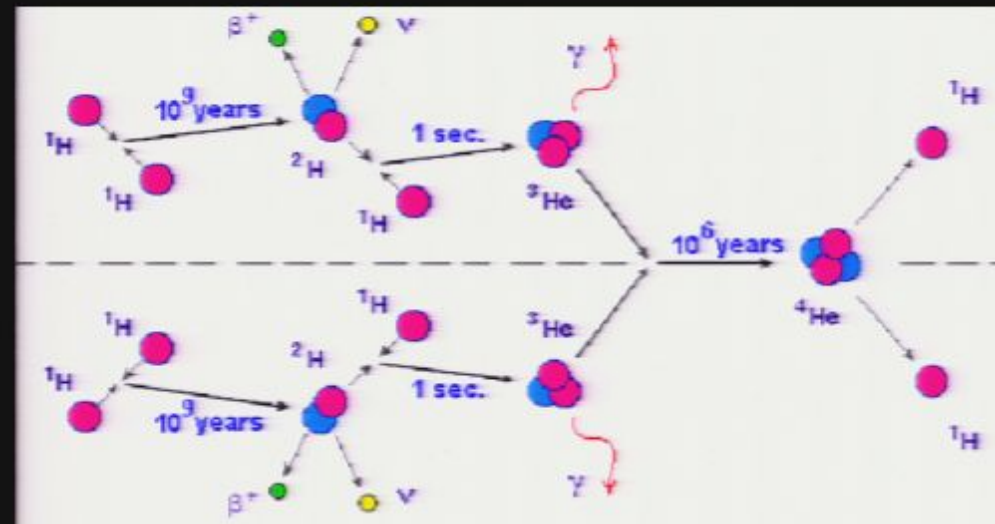
# Stellar Energy

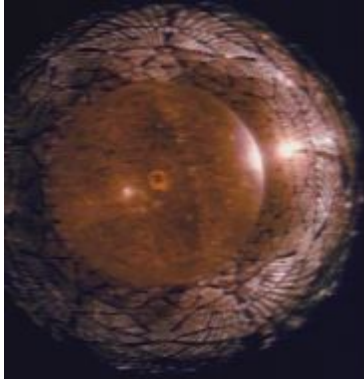
*Proton-Proton Chain* [ $4\text{H} \rightarrow \text{He} + \text{energy}$ ]

*Two hydrogen nuclei merge to produce deuterium nucleus, a positron, and a neutrino. Add another hydrogen and you get helium 3 and a gamma photon (energy). Two Helium 3 merge and produce helium 4 and two Hydrogen nuclei.*

4He Is Formed

● = Neutron  
● = Proton





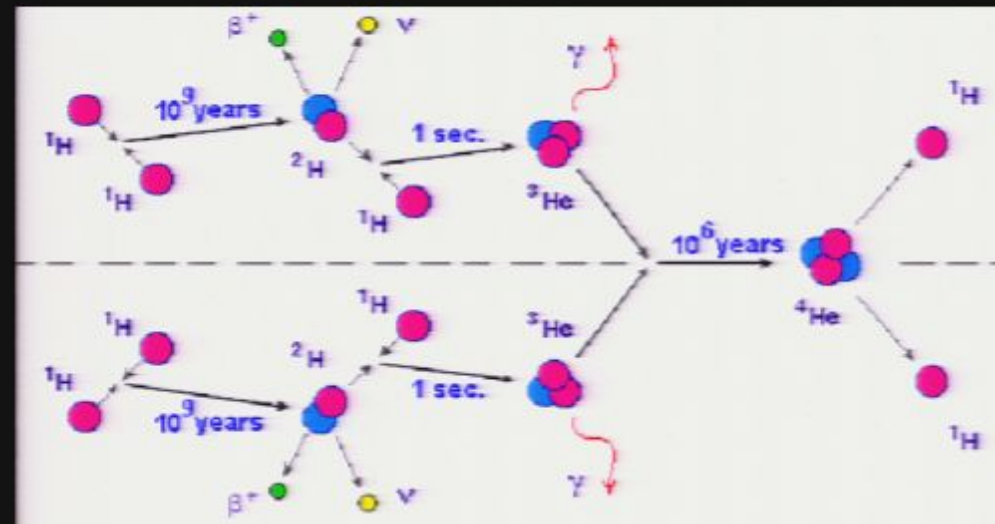

# Stellar Energy

*Proton-Proton Chain* [ $4\text{H} \rightarrow \text{He} + \text{energy}$ ]

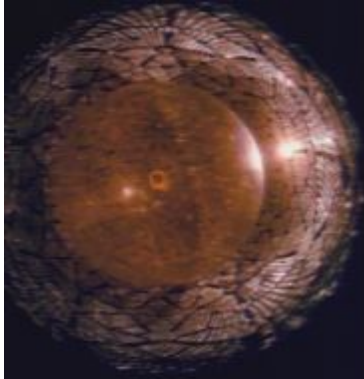
*Two hydrogen nuclei merge to produce deuterium nucleus, a positron, and a neutrino. Add another hydrogen and you get helium 3 and a gamma photon (energy). Two Helium 3 merge and produce helium 4 and two Hydrogen nuclei.*

## Proton-Proton Reaction

● — Neutron  
● — Proton







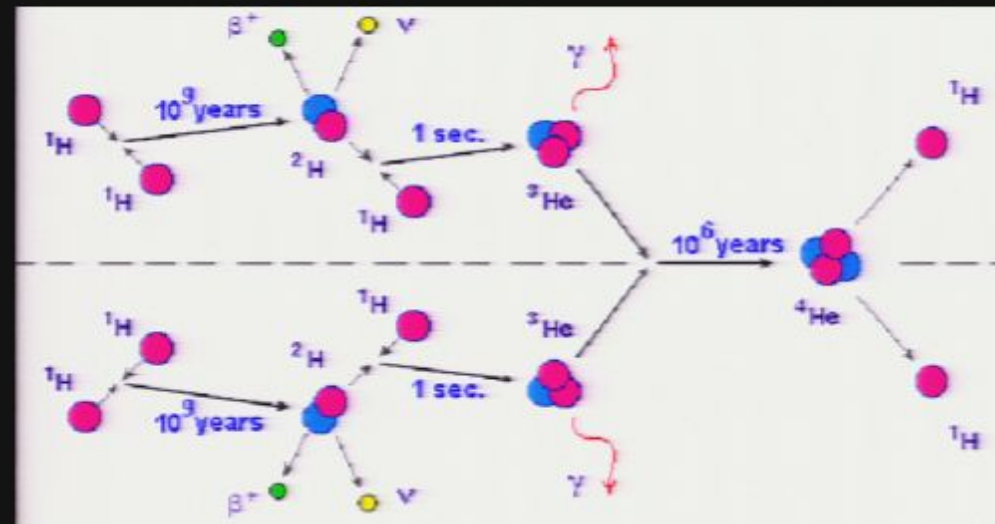
# Stellar Energy

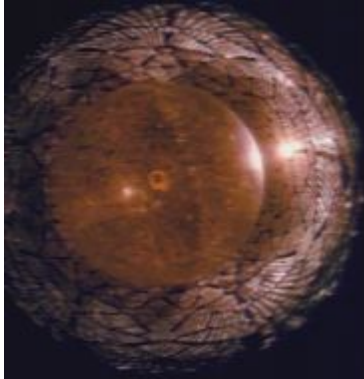
*Proton-Proton Chain* [ $4\text{H} \rightarrow \text{He} + \text{energy}$ ]

*Two hydrogen nuclei merge to produce deuterium nucleus, a positron, and a neutrino. Add another hydrogen and you get helium 3 and a gamma photon (energy). Two Helium 3 merge and produce helium 4 and two Hydrogen nuclei.*

## Two $1\text{H}$ Atoms Combine

● — Neutron  
● — Proton





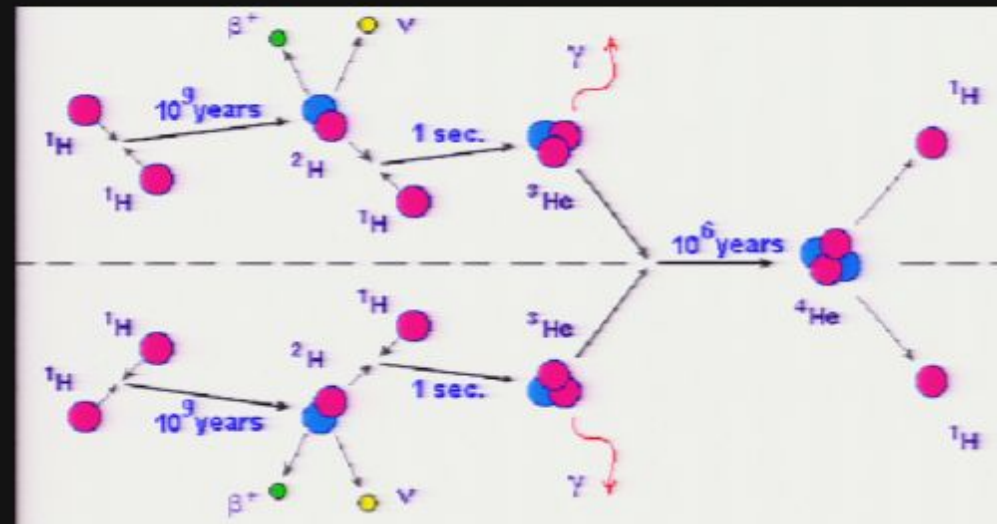
# Stellar Energy

*Proton-Proton Chain* [ $4\text{H} \rightarrow \text{He} + \text{energy}$ ]

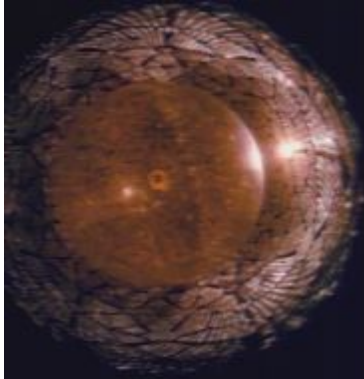
*Two hydrogen nuclei merge to produce deuterium nucleus, a positron, and a neutrino. Add another hydrogen and you get helium 3 and a gamma photon (energy). Two Helium 3 merge and produce helium 4 and two Hydrogen nuclei.*

2He Is Formed

● — Neutron  
● — Proton







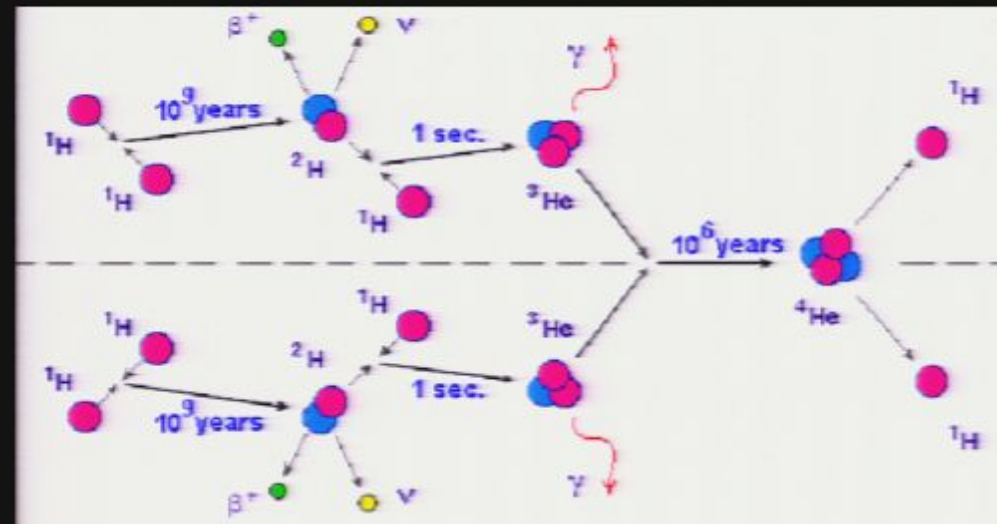
# Stellar Energy

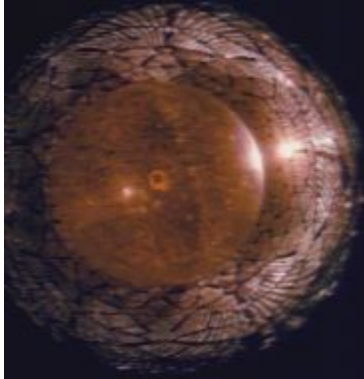
*Proton-Proton Chain* [ $4\text{H} \rightarrow \text{He} + \text{energy}$ ]

*Two hydrogen nuclei merge to produce deuterium nucleus, a positron, and a neutrino. Add another hydrogen and you get helium 3 and a gamma photon (energy). Two Helium 3 merge and produce helium 4 and two Hydrogen nuclei.*

Proton Decays Into A Neutron

● = Neutron  
● = Proton





# Stellar Energy

*Proton-Proton Chain* [ $4\text{H} \rightarrow \text{He} + \text{energy}$ ]

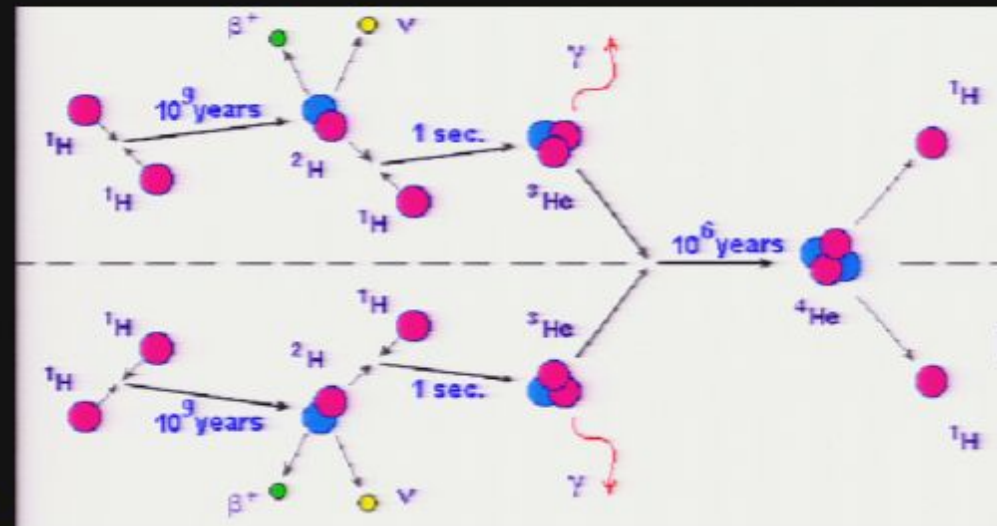
*Two hydrogen nuclei merge to produce deuterium nucleus, a positron, and a neutrino. Add another hydrogen and you get helium 3 and a gamma photon (energy). Two Helium 3 merge and produce helium 4 and two Hydrogen nuclei.*

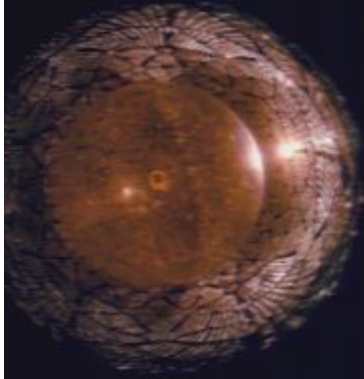
Stray  $1\text{H}$  Fuses with  $2\text{H}$

● = Neutron  
● = Proton

Positron — ● ●

Neutrino — ●





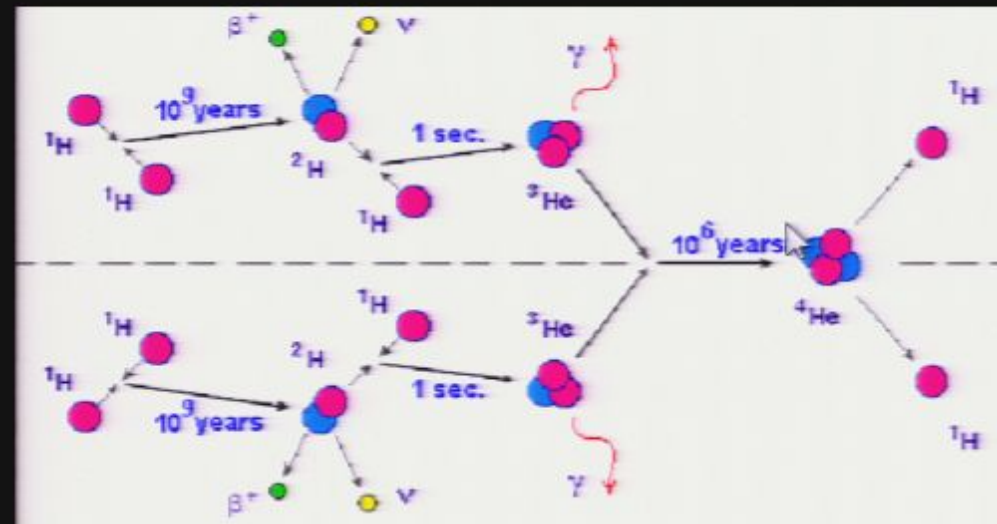
# Stellar Energy

*Proton-Proton Chain* [ $4\text{H} \rightarrow \text{He} + \text{energy}$ ]

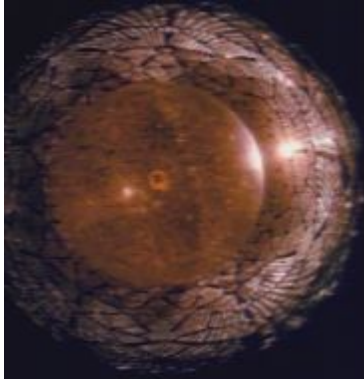
*Two hydrogen nuclei merge to produce deuterium nucleus, a positron, and a neutrino. Add another hydrogen and you get helium 3 and a gamma photon (energy). Two Helium 3 merge and produce helium 4 and two Hydrogen nuclei.*

## 3He Is Created

● — Neutron  
● — Proton







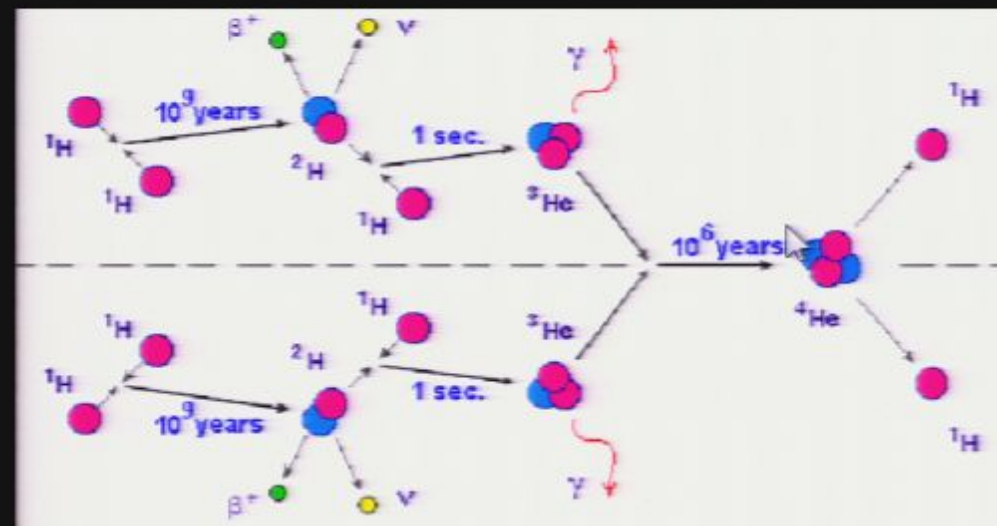
# Stellar Energy

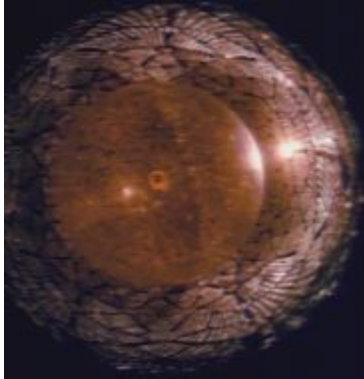
*Proton-Proton Chain* [ $4\text{H} \rightarrow \text{He} + \text{energy}$ ]

*Two hydrogen nuclei merge to produce deuterium nucleus, a positron, and a neutrino. Add another hydrogen and you get helium 3 and a gamma photon (energy). Two Helium 3 merge and produce helium 4 and two Hydrogen nuclei.*

## Two $3\text{He}$ Fuse Together

● — Neutron  
● — Proton





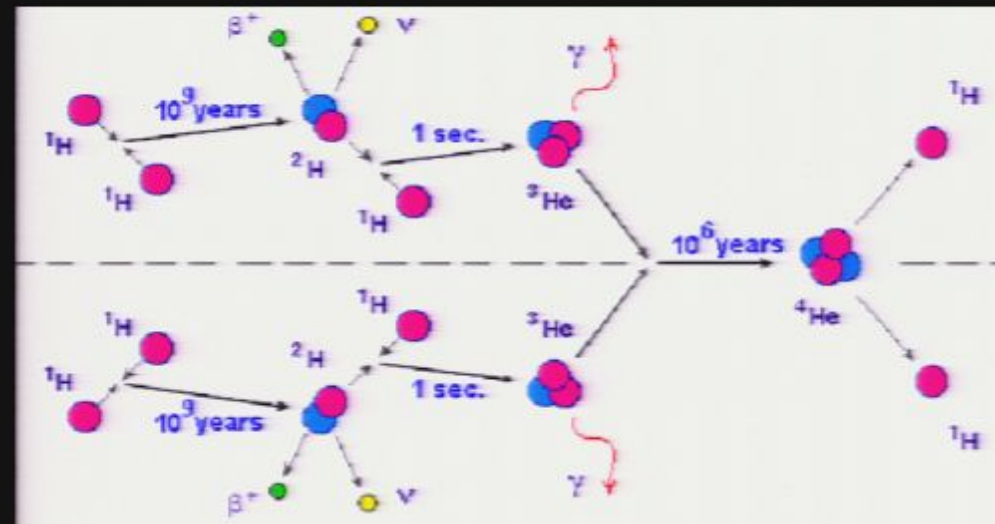

# Stellar Energy

*Proton-Proton Chain* [ $4\text{H} \rightarrow \text{He} + \text{energy}$ ]

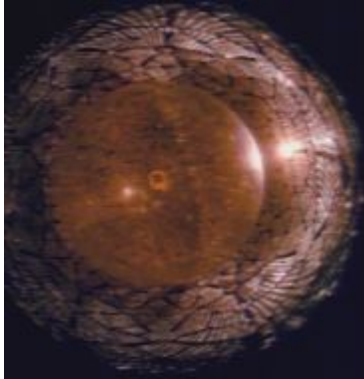
*Two hydrogen nuclei merge to produce deuterium nucleus, a positron, and a neutrino. Add another hydrogen and you get helium 3 and a gamma photon (energy). Two Helium 3 merge and produce helium 4 and two Hydrogen nuclei.*

Two  $1\text{H}$  Atoms Released

● = Neutron  
● = Proton







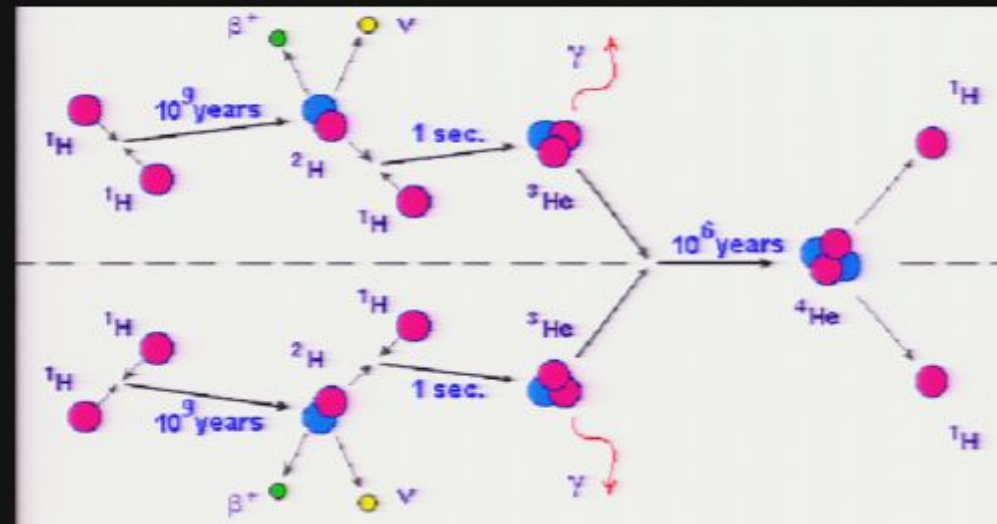

# Stellar Energy

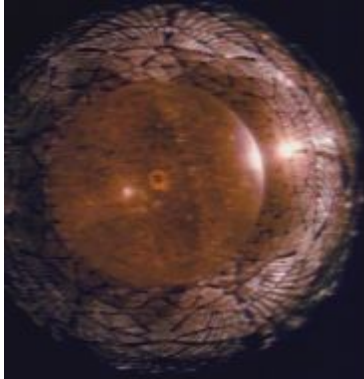
Proton-Proton Chain [ $4\text{H} \rightarrow \text{He} + \text{energy}$ ]

*Two hydrogen nuclei merge to produce deuterium nucleus, a positron, and a neutrino. Add another hydrogen and you get helium 3 and a gamma photon (energy). Two Helium 3 merge and produce helium 4 and two Hydrogen nuclei.*

## 4He Is Formed

● = Neutron  
● = Proton





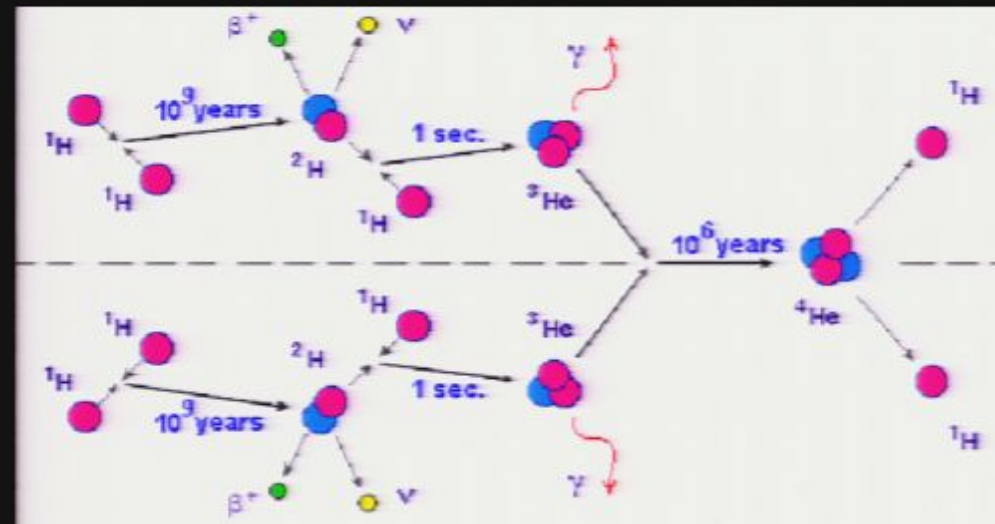

# Stellar Energy

Proton-Proton Chain [ $4\text{H} \rightarrow \text{He} + \text{energy}$ ]

*Two hydrogen nuclei merge to produce deuterium nucleus, a positron, and a neutrino. Add another hydrogen and you get helium 3 and a gamma photon (energy). Two Helium 3 merge and produce helium 4 and two Hydrogen nuclei.*

## Proton-Proton Reaction

● — Neutron  
● — Proton

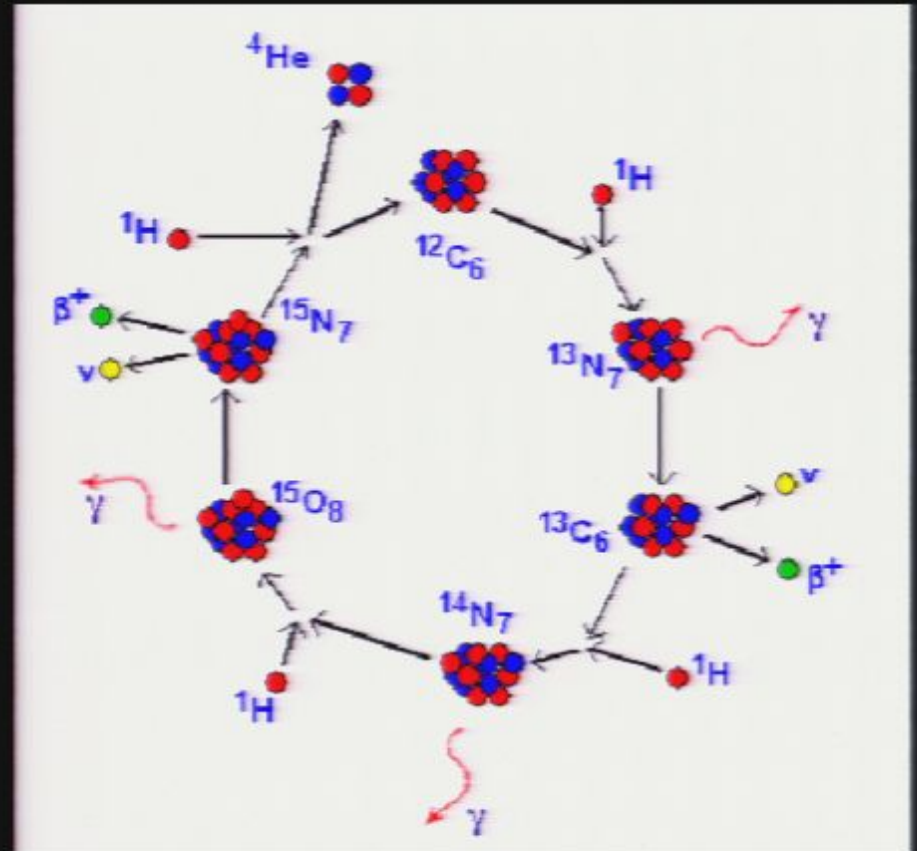



# CNO Cycle

- The higher the temperature, the more important the production of energy from the CNO.
- For stars less than 1 solar mass proton-proton cycle dominates.

## Carbon-Nitrogen-Oxygen (CNO) Cycle

● — Neutron      ● — Proton



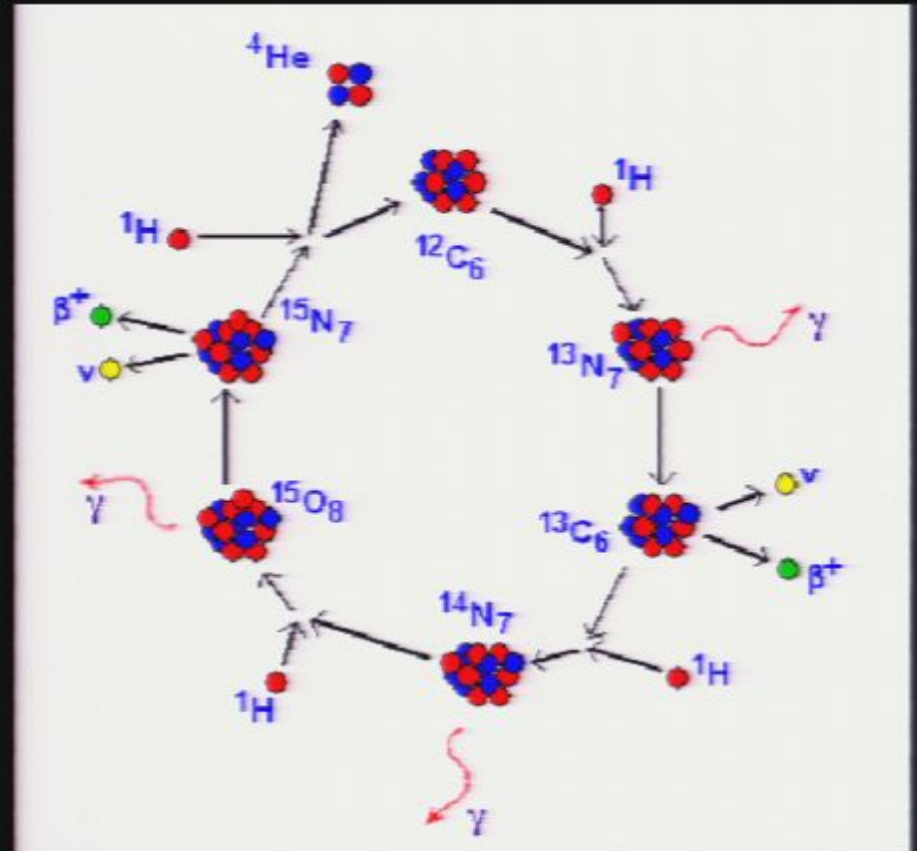
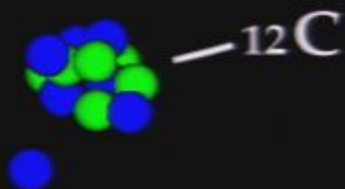


# CNO Cycle

- The higher the temperature, the more important the production of energy from the CNO.
- For stars less than 1 solar mass proton-proton cycle dominates.

Stray  $1\text{H}$  Absorbed Into  
 $^{12}\text{C}$ , Forming  $^{13}\text{N}$

● — Neutron      ● — Proton

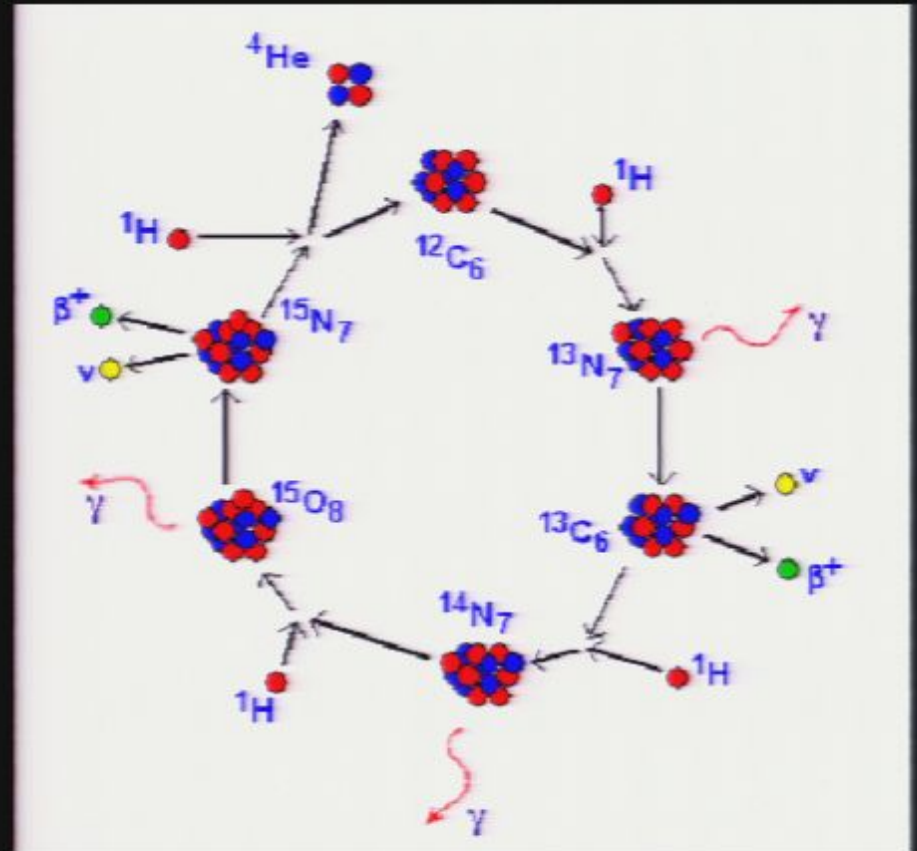
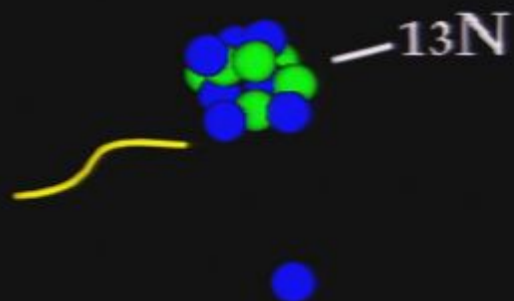


# CNO Cycle

- The higher the temperature, the more important the production of energy from the CNO.
- For stars less than 1 solar mass proton-proton cycle dominates.

Gamma Ray Released

● — Neutron      ● — Proton

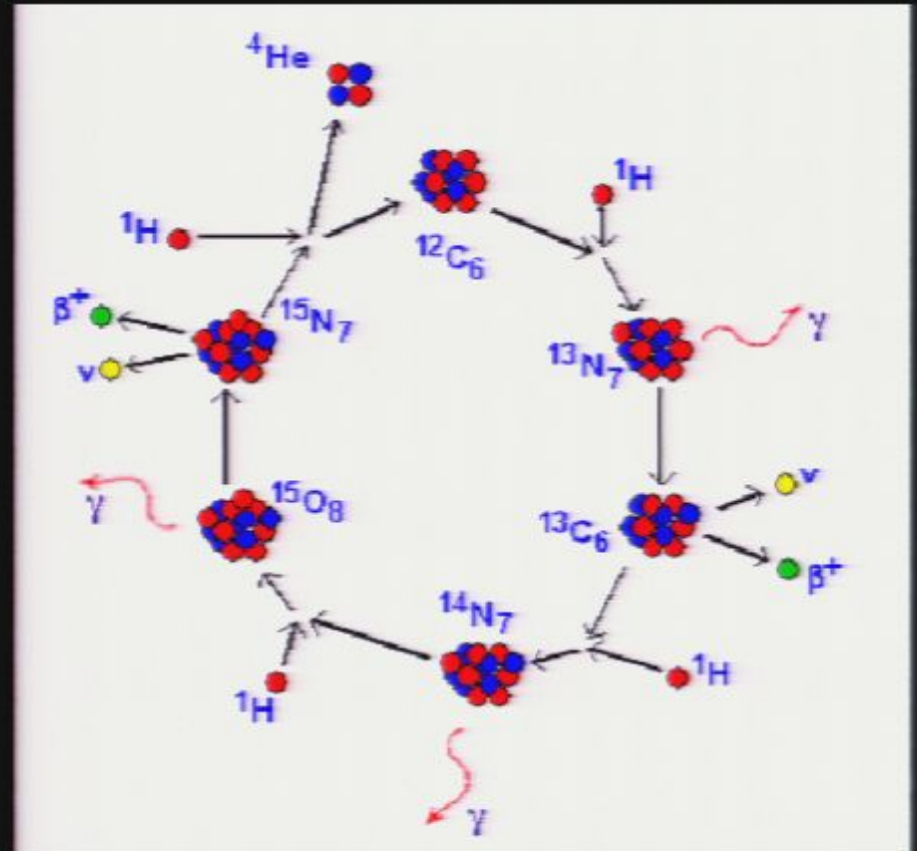
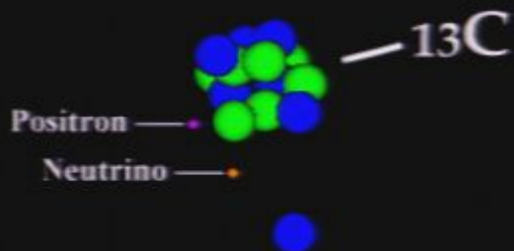


# CNO Cycle

- The higher the temperature, the more important the production of energy from the CNO.
- For stars less than 1 solar mass proton-proton cycle dominates.

$^{13}\text{N}$   $\beta^+$  Decays Into  $^{13}\text{C}$

● — Neutron      ● — Proton



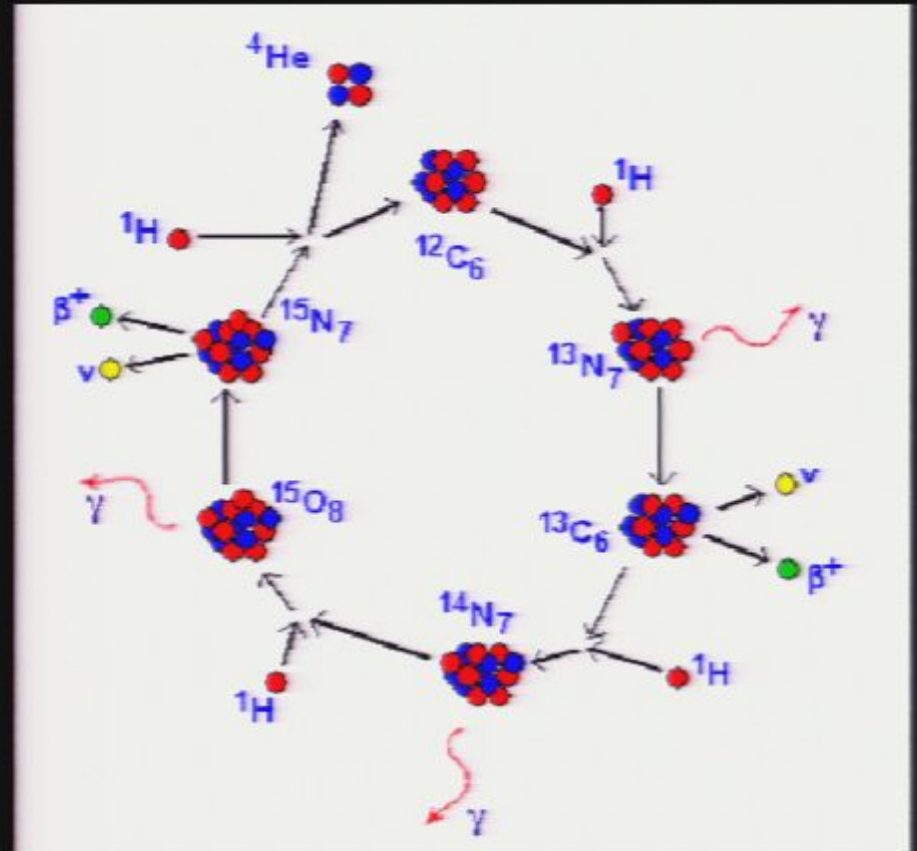



# CNO Cycle

- The higher the temperature, the more important the production of energy from the CNO.
- For stars less than 1 solar mass proton-proton cycle dominates.

Stray  $1\text{H}$  Absorbed Into  
 $^{12}\text{C}$ , Forming  $^{14}\text{N}$

● — Neutron      ● — Proton



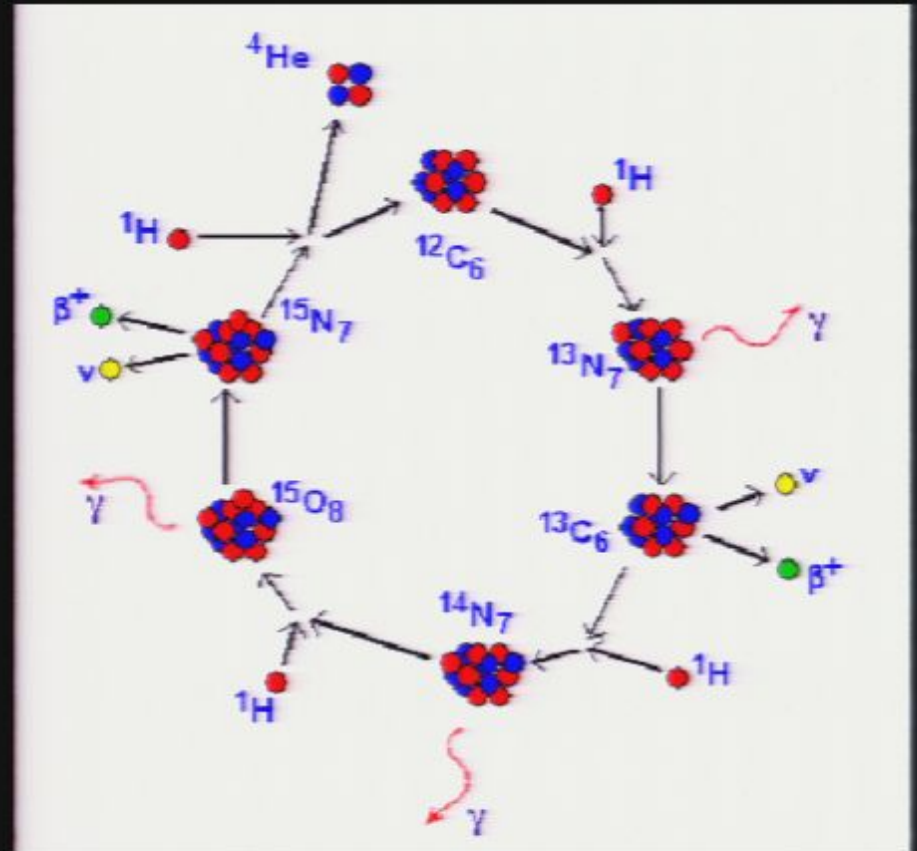
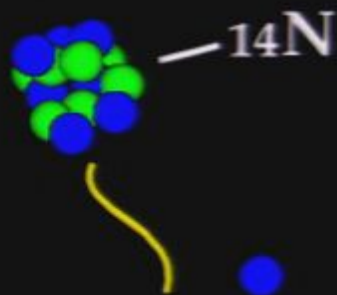
# CNO Cycle

- The higher the temperature, the more important the production of energy from the CNO.
- For stars less than 1 solar mass proton-proton cycle dominates.

Gamma Ray Released

● — Neutron      ● — Proton

Positron — ●

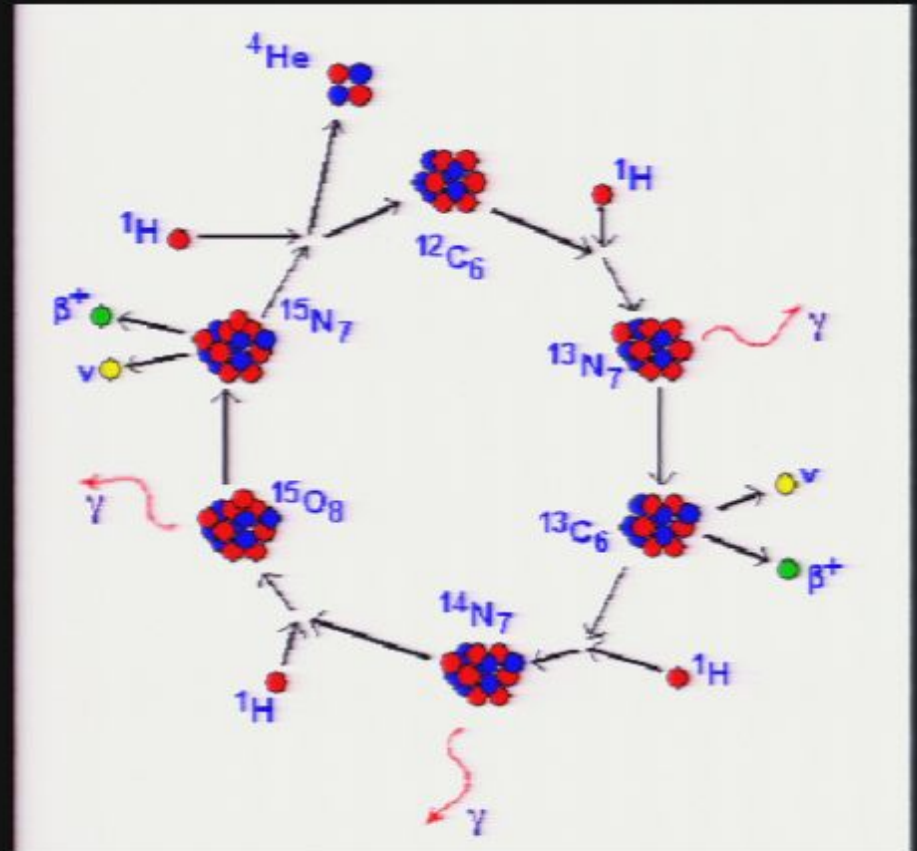
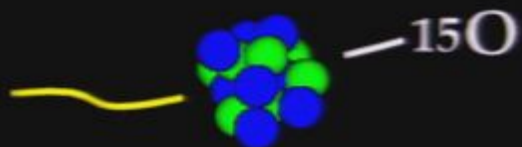


# CNO Cycle

- The higher the temperature, the more important the production of energy from the CNO.
- For stars less than 1 solar mass proton-proton cycle dominates.

Gamma Ray Released

● — Neutron      ● — Proton



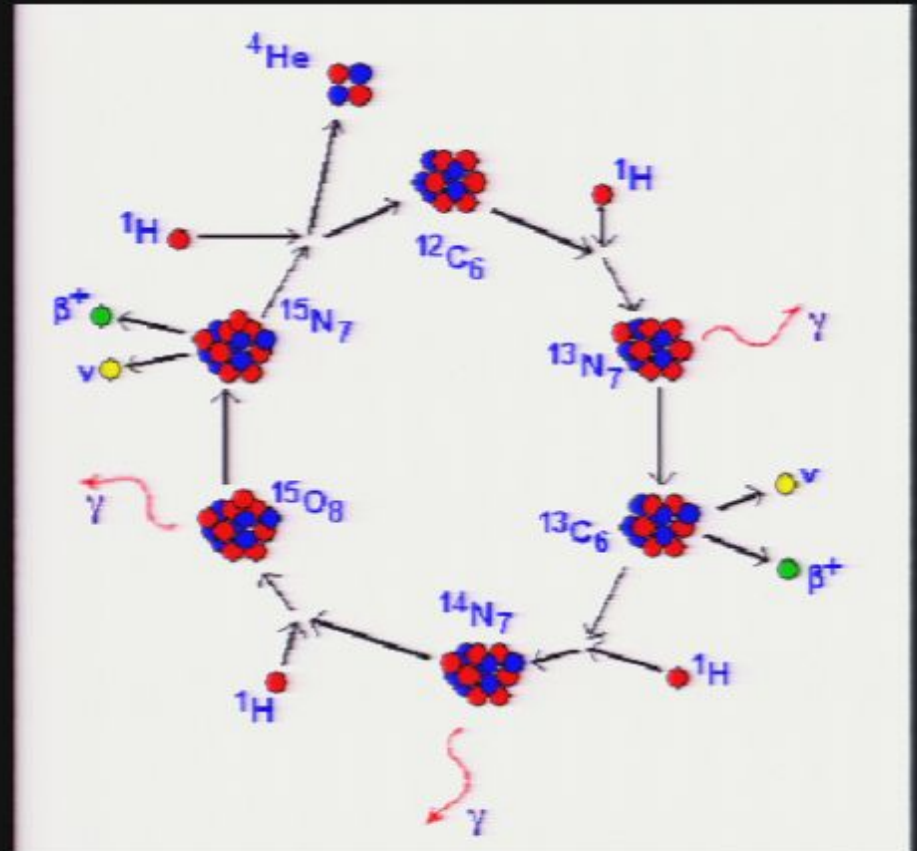
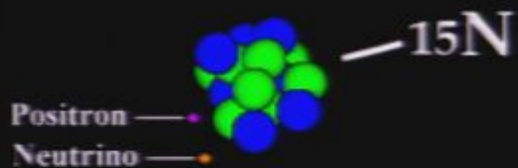


# CNO Cycle

- The higher the temperature, the more important the production of energy from the CNO.
- For stars less than 1 solar mass proton-proton cycle dominates.

$^{15}\text{O}$   $\beta^+$  Decays Into  $^{15}\text{N}$

● — Neutron      ● — Proton

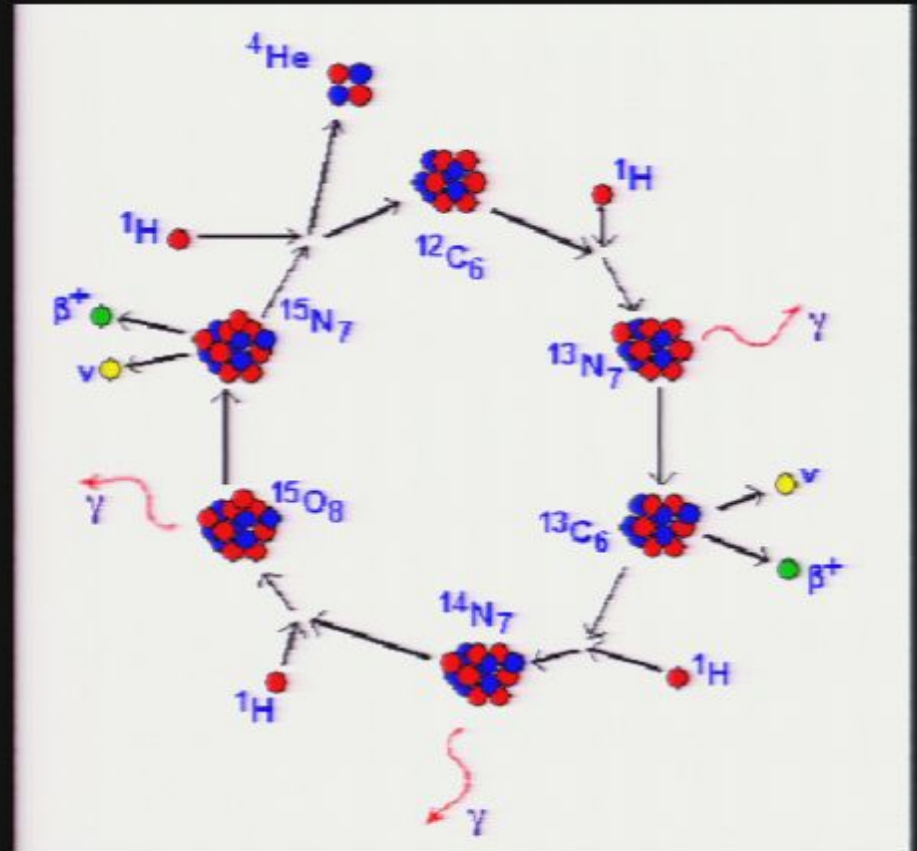
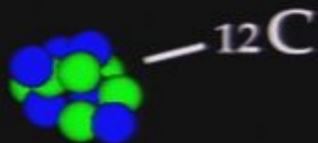


# CNO Cycle

- The higher the temperature, the more important the production of energy from the CNO.
- For stars less than 1 solar mass proton-proton cycle dominates.

Alpha Particle Released,  
and  $^{12}\text{C}$  Remains

● — Neutron      ● — Proton

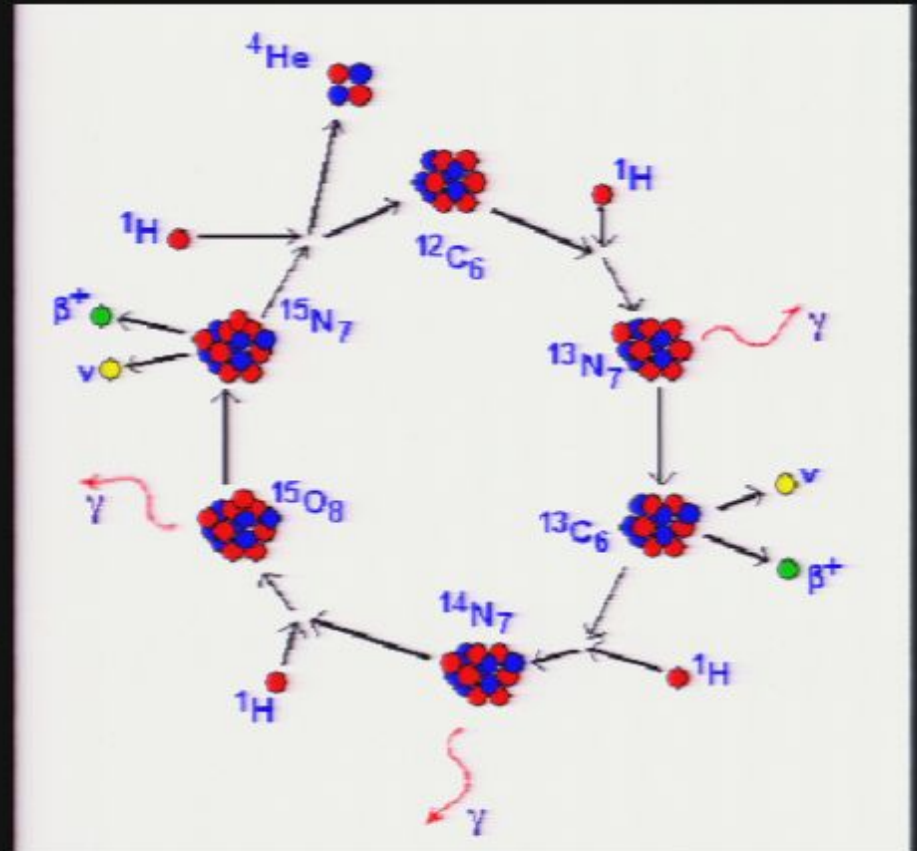



# CNO Cycle

- The higher the temperature, the more important the production of energy from the CNO.
- For stars less than 1 solar mass proton-proton cycle dominates.

## Carbon-Nitrogen-Oxygen (CNO) Cycle

● — Neutron      ● — Proton



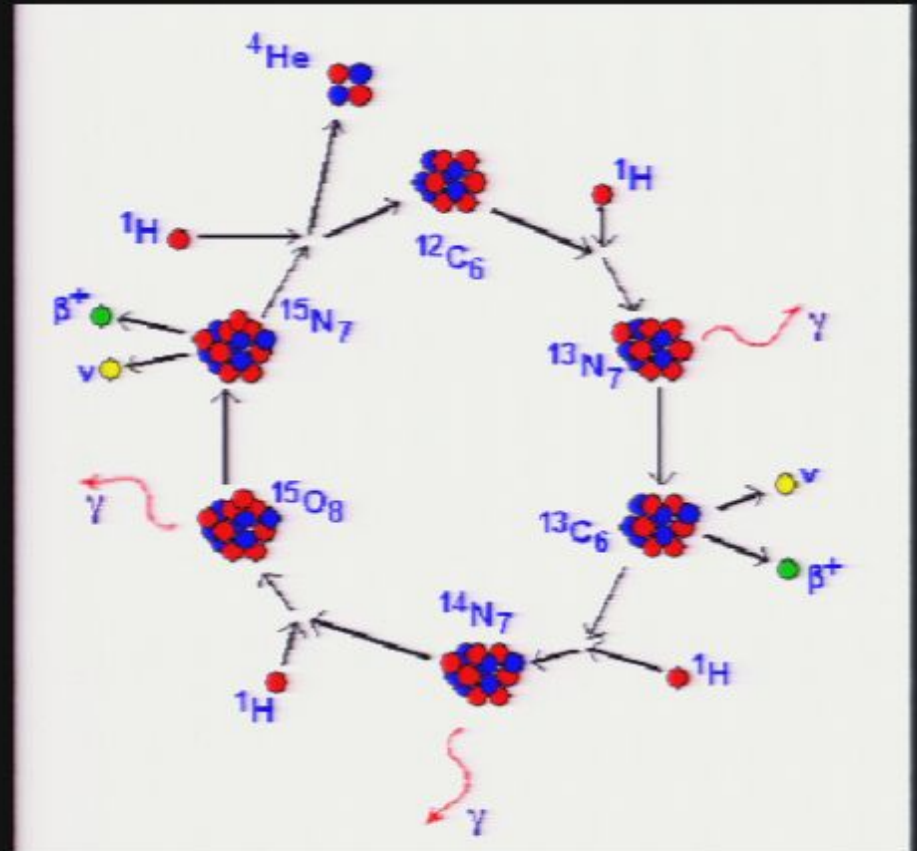
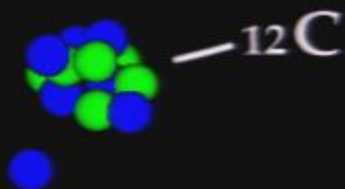


# CNO Cycle

- The higher the temperature, the more important the production of energy from the CNO.
- For stars less than 1 solar mass proton-proton cycle dominates.

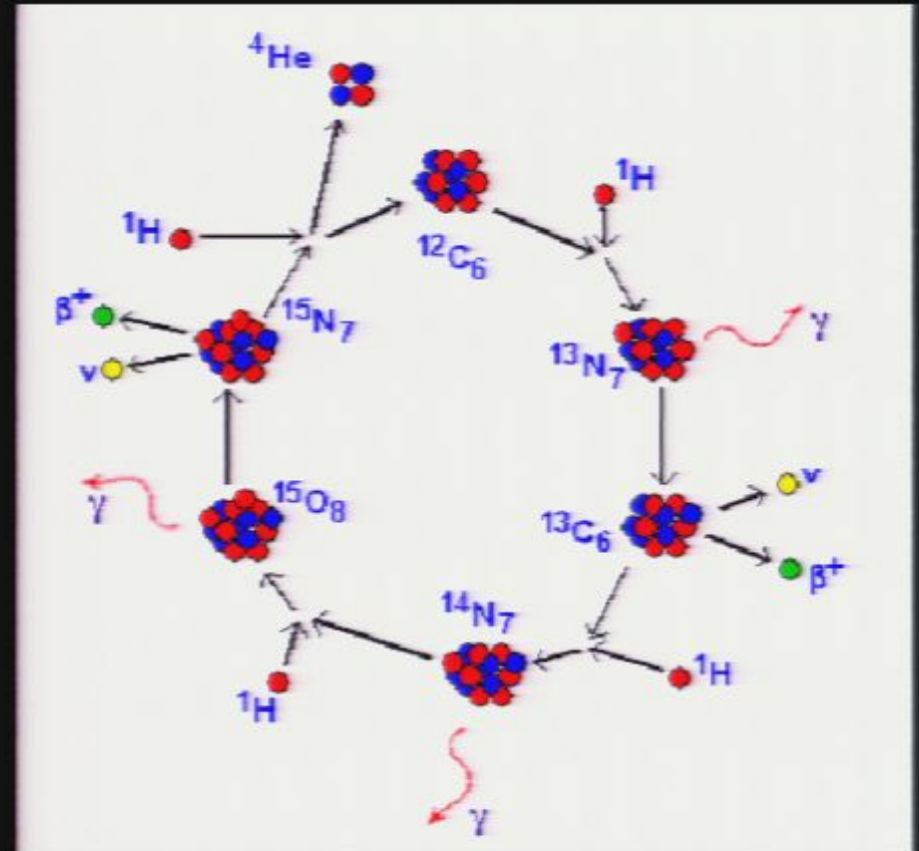
Stray  $1\text{H}$  Absorbed Into  
 $^{12}\text{C}$ , Forming  $^{13}\text{N}$

● — Neutron      ● — Proton



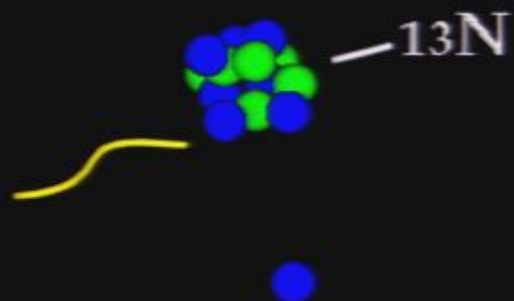
# CNO Cycle

- The higher the temperature, the more important the production of energy from the CNO.
- For stars less than 1 solar mass proton-proton cycle dominates.



Gamma Ray Released

● — Neutron      ● — Proton

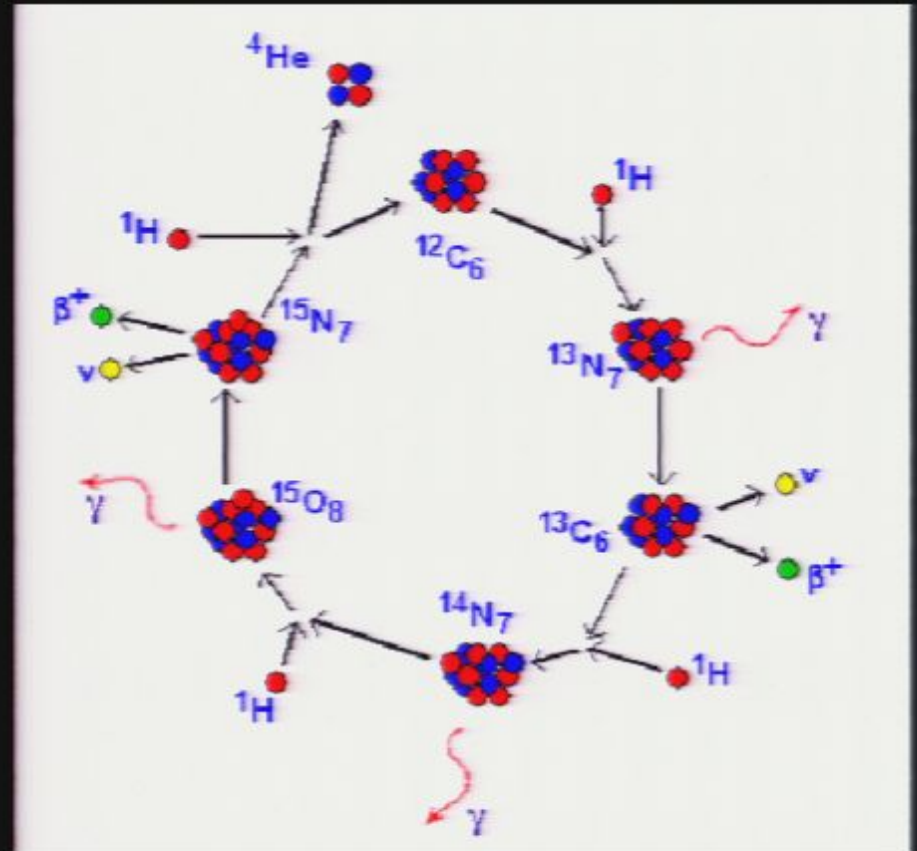
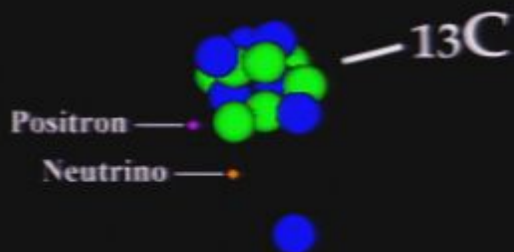


# CNO Cycle

- The higher the temperature, the more important the production of energy from the CNO.
- For stars less than 1 solar mass proton-proton cycle dominates.

$^{13}\text{N}$   $\beta^+$  Decays Into  $^{13}\text{C}$

● — Neutron      ● — Proton



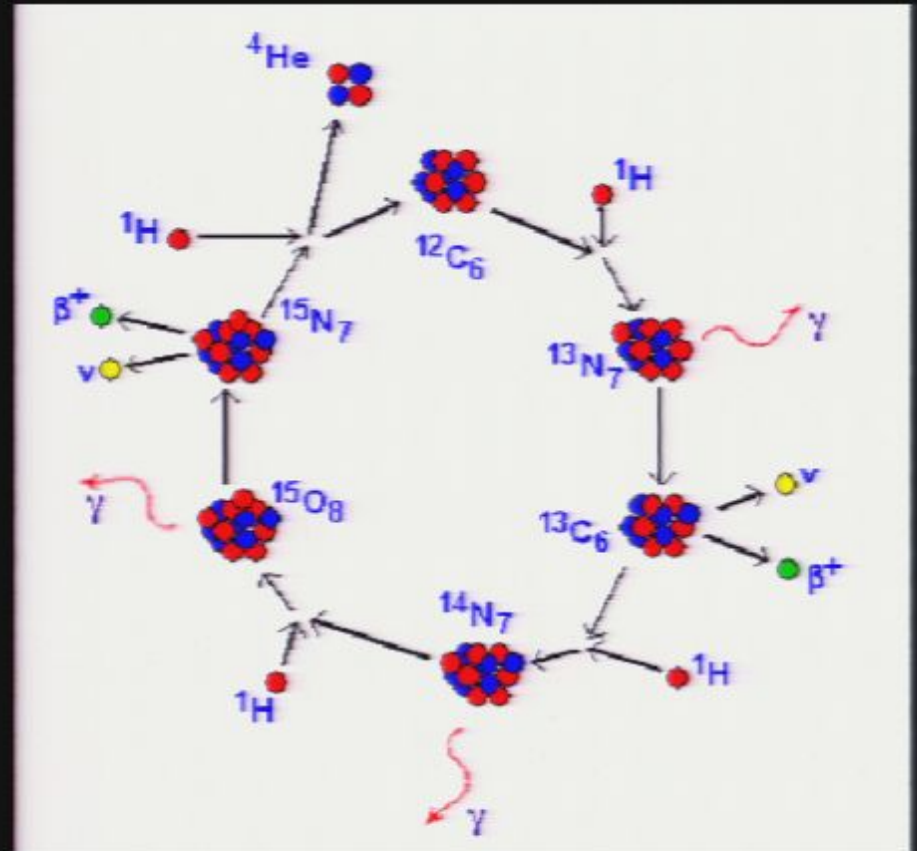



# CNO Cycle

- The higher the temperature, the more important the production of energy from the CNO.
- For stars less than 1 solar mass proton-proton cycle dominates.

Stray  $1\text{H}$  Absorbed Into  
 $^{12}\text{C}$ , Forming  $^{14}\text{N}$

● — Neutron      ● — Proton



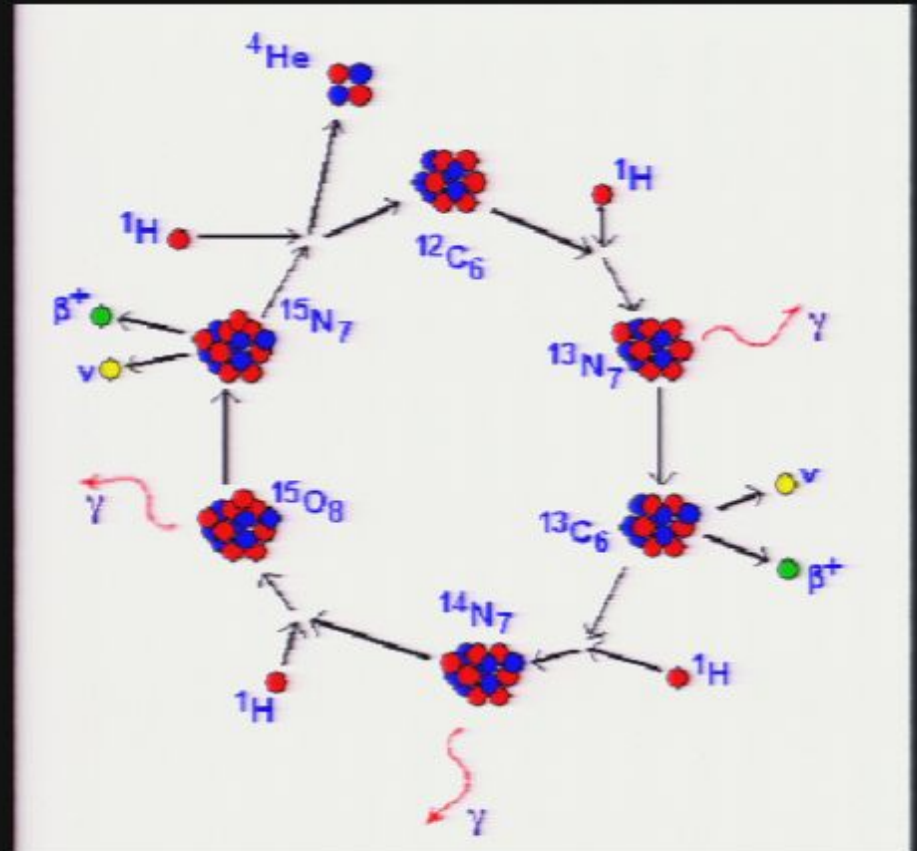
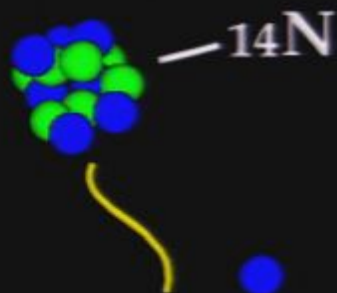
# CNO Cycle

- The higher the temperature, the more important the production of energy from the CNO.
- For stars less than 1 solar mass proton-proton cycle dominates.

Gamma Ray Released

● — Neutron      ● — Proton

Positron — ●

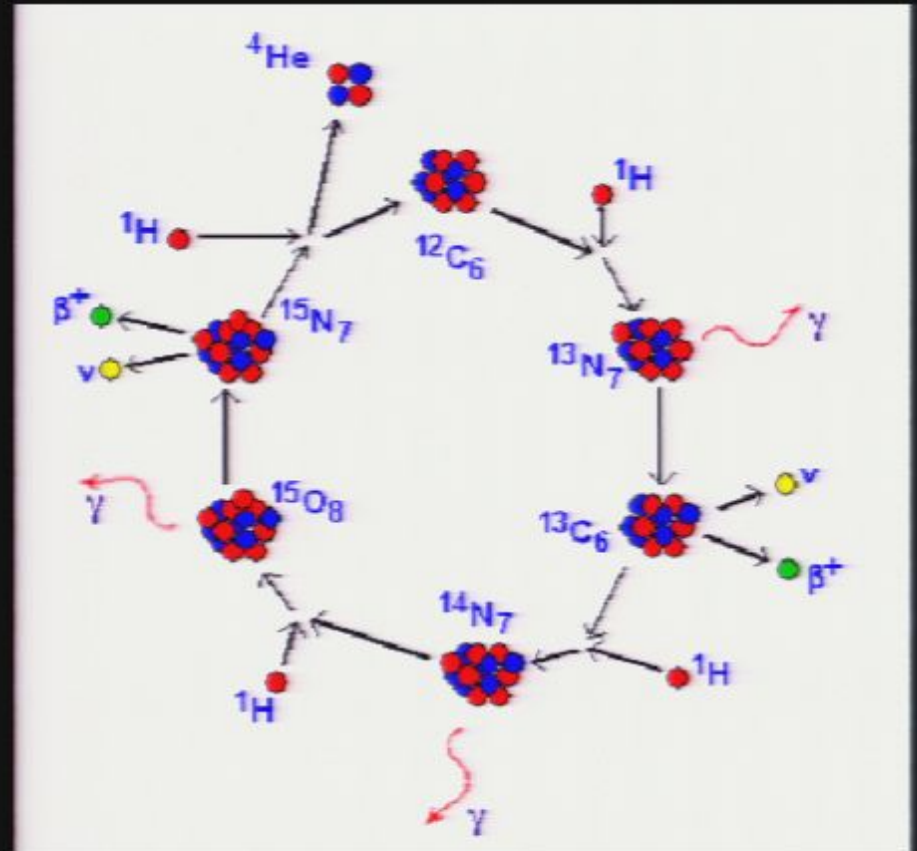
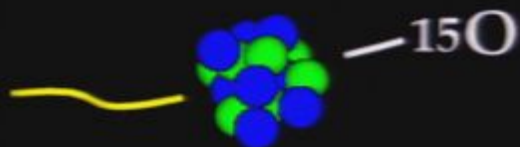


# CNO Cycle

- The higher the temperature, the more important the production of energy from the CNO.
- For stars less than 1 solar mass proton-proton cycle dominates.

Gamma Ray Released

● — Neutron      ● — Proton



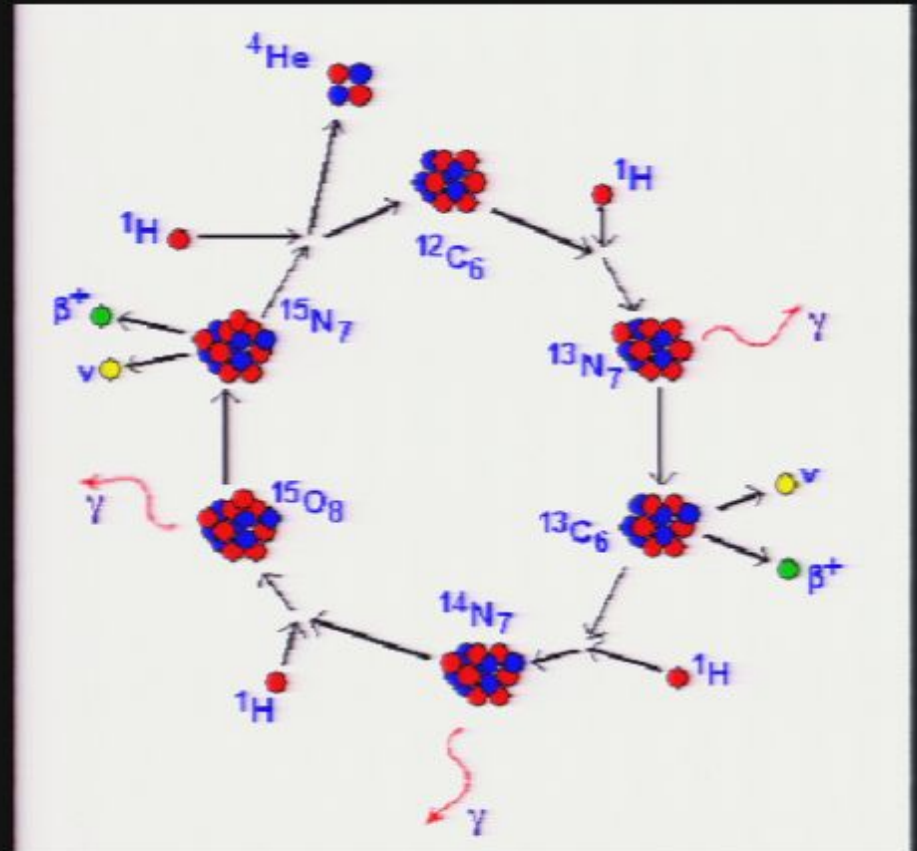
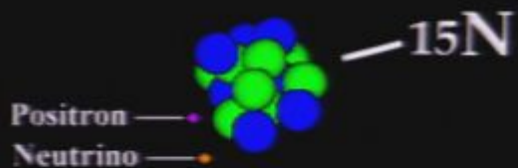


# CNO Cycle

- The higher the temperature, the more important the production of energy from the CNO.
- For stars less than 1 solar mass proton-proton cycle dominates.

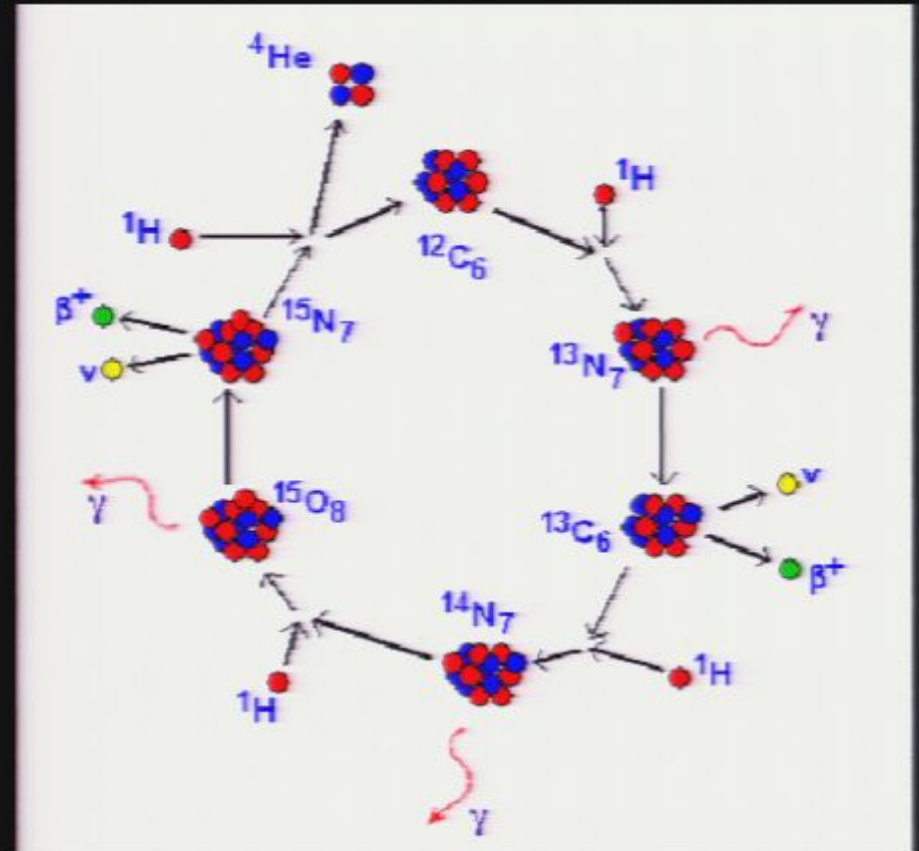
$^{15}\text{O}$   $\beta^+$  Decays Into  $^{15}\text{N}$

● — Neutron      ● — Proton



# CNO Cycle

- The higher the temperature, the more important the production of energy from the CNO.
- For stars less than 1 solar mass proton-proton cycle dominates.




Stray Proton Strikes  $^{15}\text{N}$

● — Neutron      ● — Proton

Positron — ●

Neutrino — ●

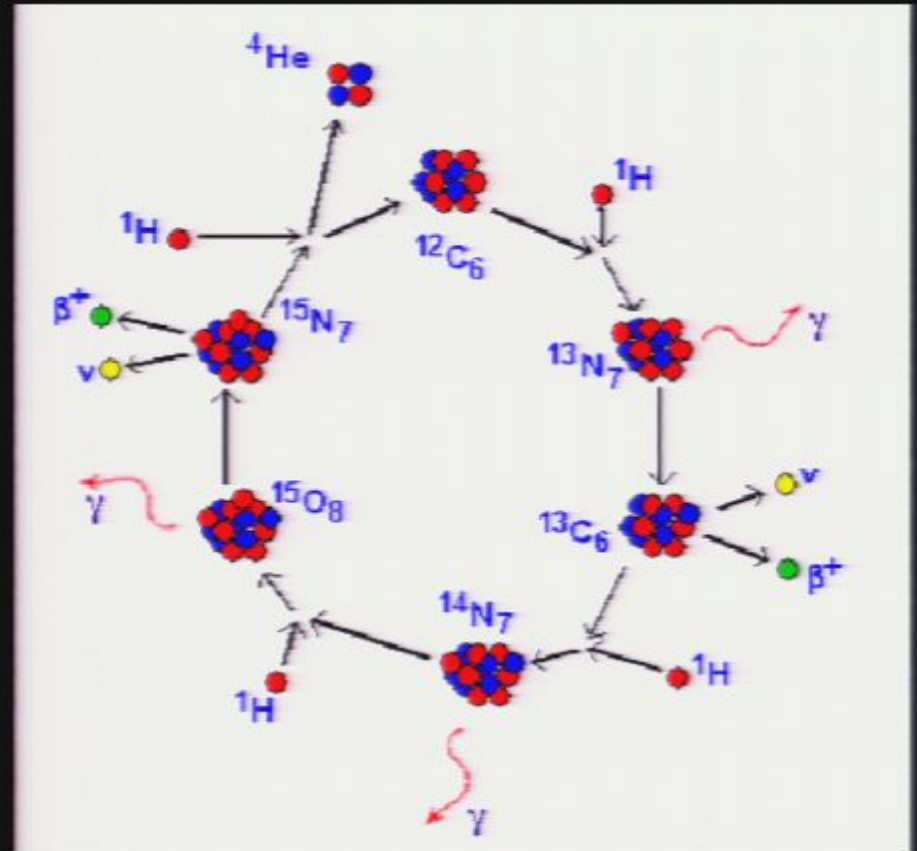
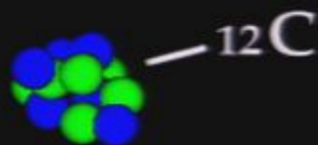


# CNO Cycle

- The higher the temperature, the more important the production of energy from the CNO.
- For stars less than 1 solar mass proton-proton cycle dominates.

Alpha Particle Released,  
and  $^{12}\text{C}$  Remains

● — Neutron      ● — Proton



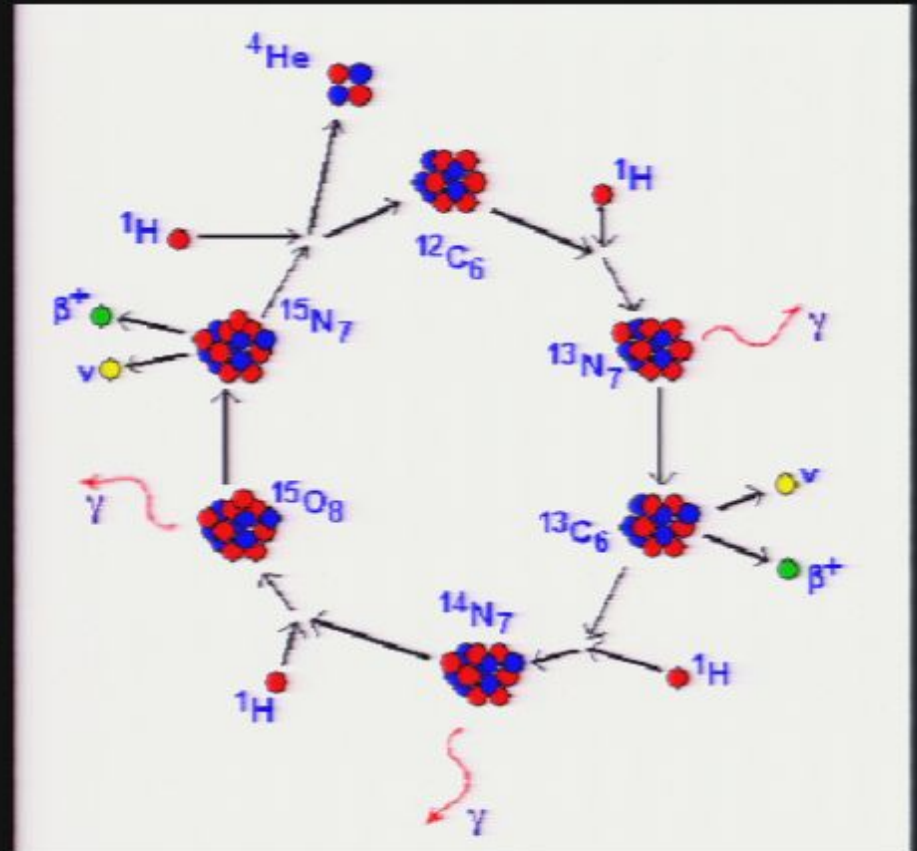



# CNO Cycle

- The higher the temperature, the more important the production of energy from the CNO.
- For stars less than 1 solar mass proton-proton cycle dominates.

## Carbon-Nitrogen-Oxygen (CNO) Cycle

● — Neutron      ● — Proton

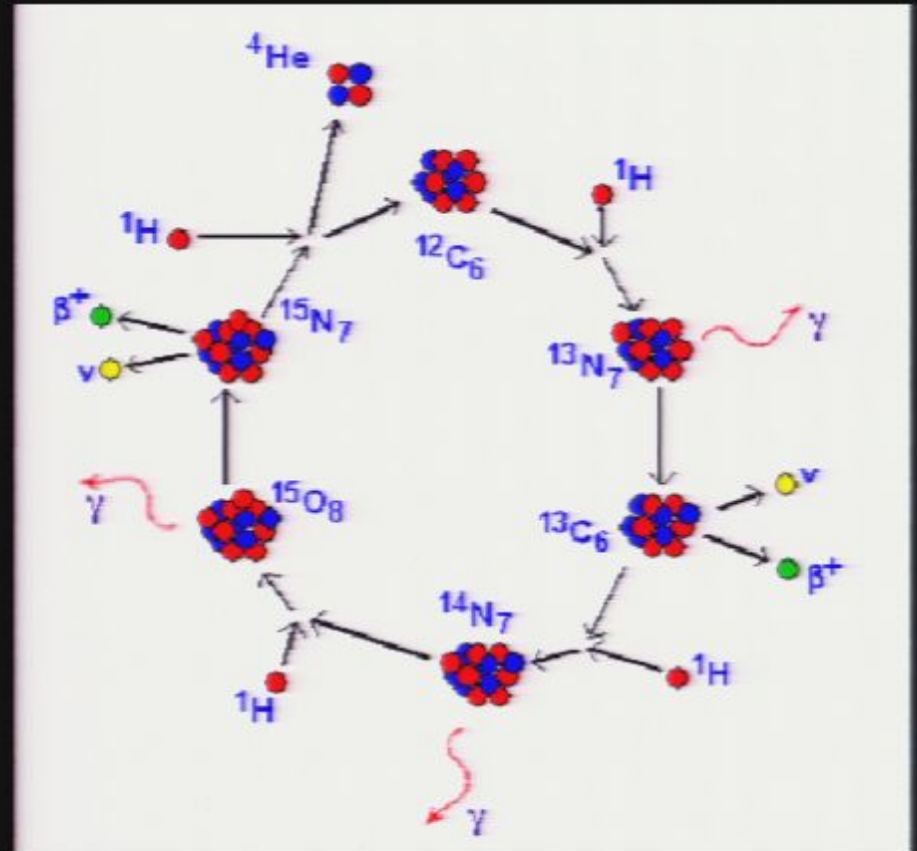
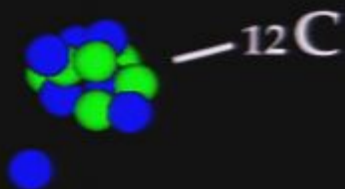


# CNO Cycle

- The higher the temperature, the more important the production of energy from the CNO.
- For stars less than 1 solar mass proton-proton cycle dominates.

Stray  $1\text{H}$  Absorbed Into  
 $^{12}\text{C}$ , Forming  $^{13}\text{N}$

● — Neutron      ● — Proton

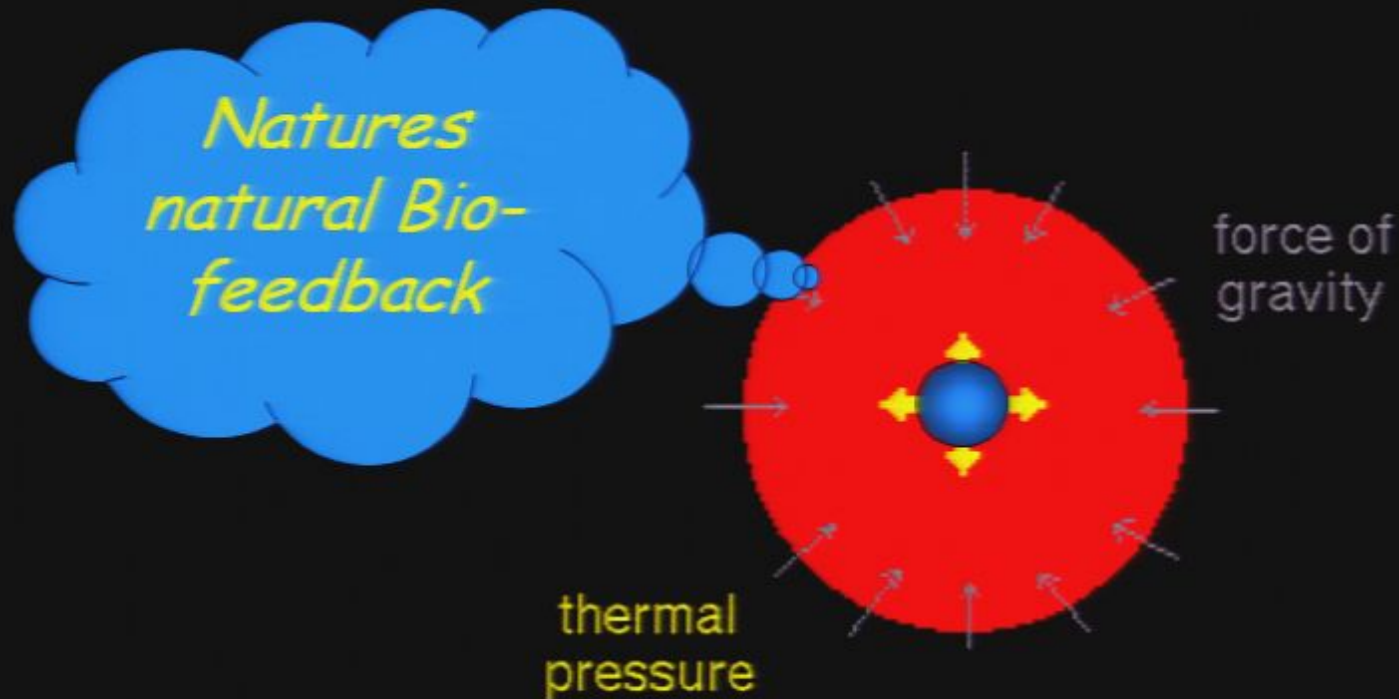


# The Death of Stars



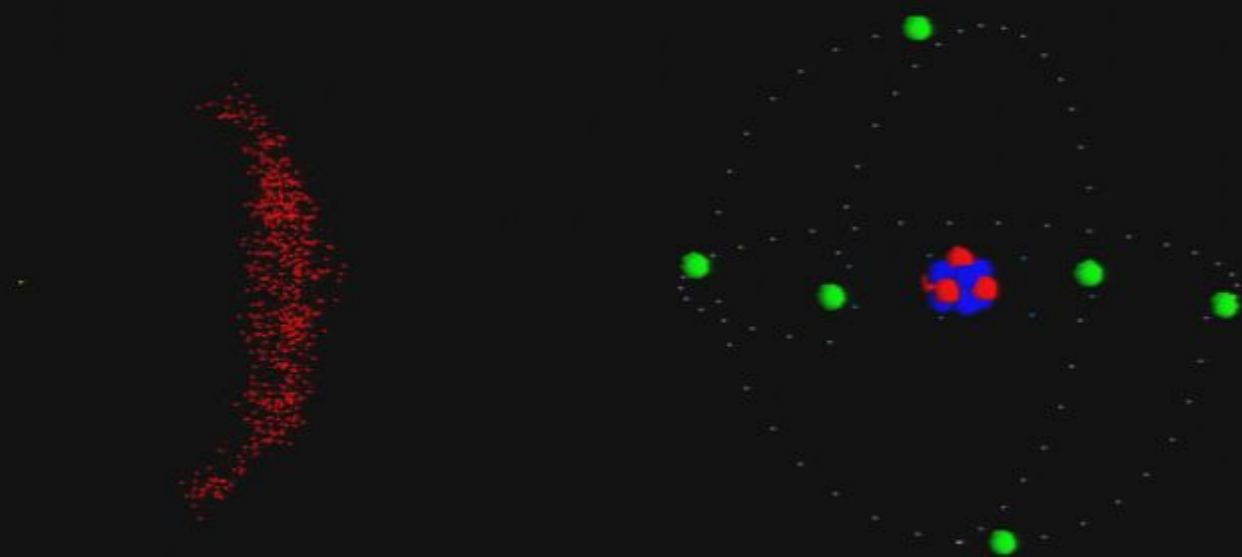
# The Death of Stars

# Pressure Balance in a Star



*Thermal Pressure = Force of Gravity*


# Model of an Atom



... an atom consists of mostly empty space ...




# Model of an Atom




... an atom consists of mostly empty space ...

# Model of an Atom



... an atom consists of mostly empty space ...

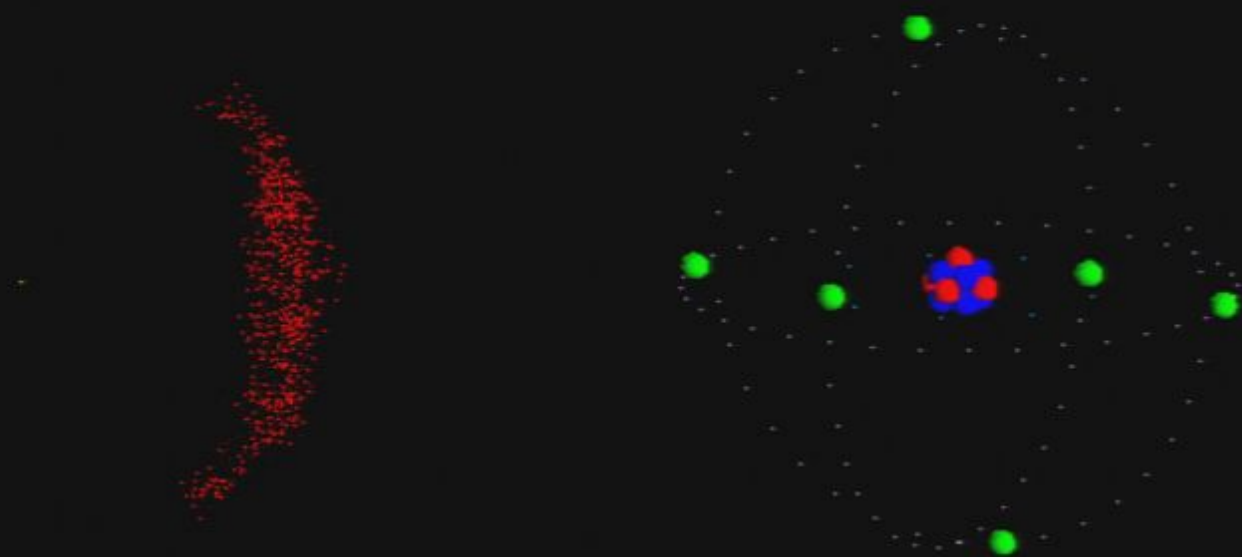
# Model of an Atom



... an atom consists of mostly empty space ...




# Model of an Atom



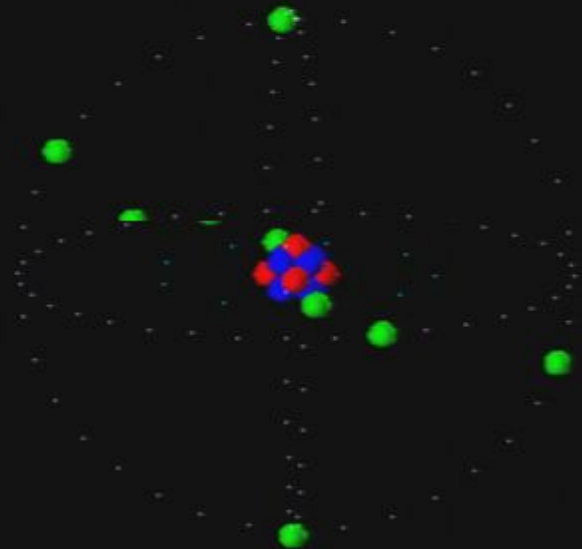
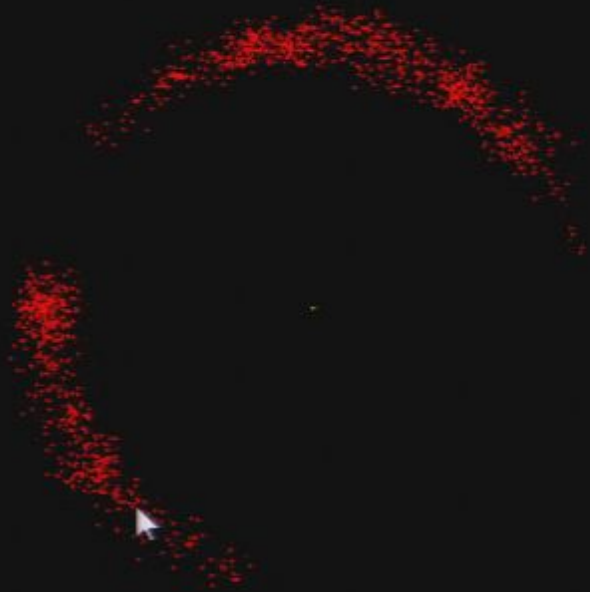
... an atom consists of mostly empty space ...

# Model of an Atom



... an atom consists of mostly empty space ...

# Model of an Atom



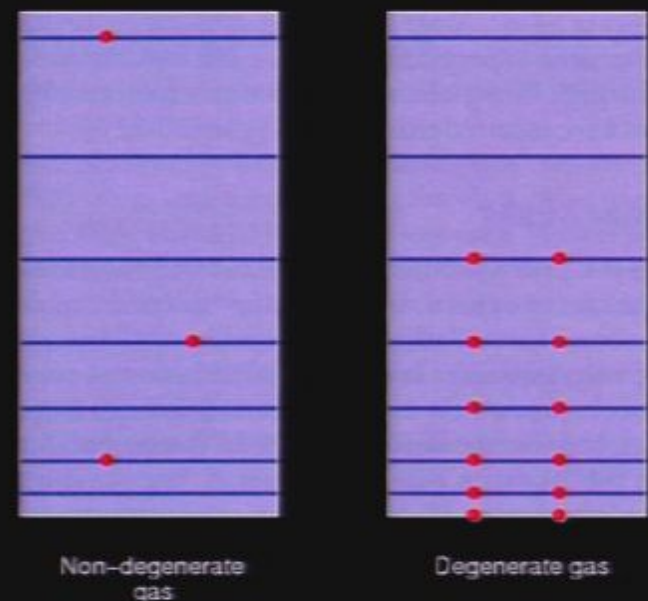
... an atom consists of mostly empty space ...



# Electron Degeneracy Pressure

$$Radius = N_e^{\frac{2}{3}} \frac{h^2}{8Gm_e m_p M}$$

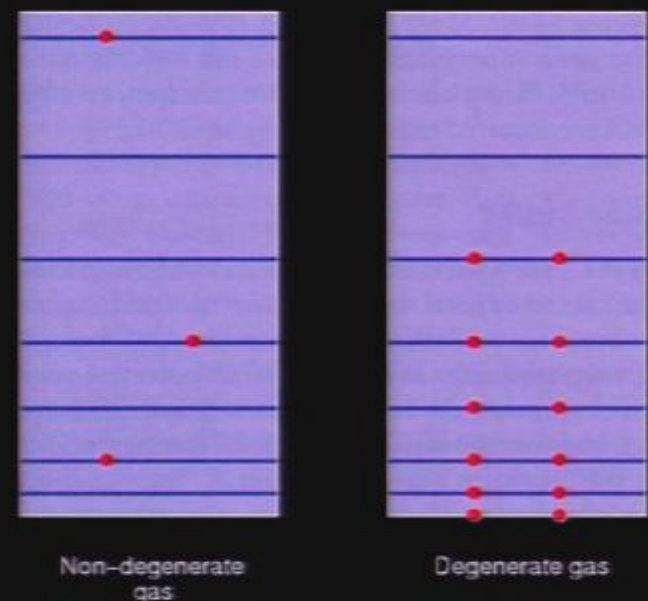
- **Pauli Exclusion Principle:**  
No two electrons (fermions) can occupy the same position in space at the same time doing the same thing.
- Electrons are packed side by side in a white dwarf
- This prevents it from collapsing any further



# Electron Degeneracy Pressure

$$Radius = N_e^{\frac{2}{3}} \frac{h^2}{8Gm_e m_p M}$$

- **Pauli Exclusion Principle:**  
No two electrons (fermions) can occupy the same position in space at the same time doing the same thing.
- Electrons are packed side by side in a white dwarf
- This prevents it from collapsing any further



*Calculate Magnitude of  
Radius*


# Electron Degeneracy Pressure

$$Radius = N_e^{\frac{2}{3}} \frac{h^2}{8Gm_e m_p M}$$

$$\begin{aligned} h &= 6.6261 \times 10^{-34} \\ G &= 6.6726 \times 10^{-11} \\ m_e &= 9.1094 \times 10^{-31} \\ m_p &= 1.6726 \times 10^{-27} \\ M &= 1.989 \times 10^{30} \end{aligned}$$



Non-degenerate gas



Degenerate gas

*Calculate Magnitude of  
Radius*



# Electron Degeneracy Pressure

$$Radius = N_e^{\frac{2}{3}} \frac{h^2}{8Gm_e m_p M}$$

$$h = 6.6261 \times 10^{-34}$$


$$G = 6.6726 \times 10^{-11}$$

$$m_e = 9.1094 \times 10^{-31}$$


$$m_p = 1.6726 \times 10^{-27}$$

$$M = 1.989 \times 10^{30}$$

*Calculate Magnitude of  
Radius*



Non-degenerate  
gas



Degenerate gas

# Electron Degeneracy Pressure

$$Radius = N_e^{\frac{2}{3}} \frac{h^2}{8Gm_e m_p M}$$



$$2.7 \times 10^{-31} m$$


$$h = 6.6261 \times 10^{-34}$$

$$G = 6.6726 \times 10^{-11}$$

$$m_e = 9.1094 \times 10^{-31}$$

$$m_p = 1.6726 \times 10^{-27}$$

$$M = 1.989 \times 10^{30}$$



Non-degenerate gas

Degenerate gas


# Electron Degeneracy Pressure

$$Radius = N_e^{\frac{2}{3}} \frac{h^2}{8Gm_e m_p M}$$

$(5.95 \times 10^{56})^{\frac{2}{3}}$ 
 $2.7 \times 10^{-31} m$



Non-degenerate gas



Degenerate gas



# Electron Degeneracy Pressure

$$Radius = N_e^{\frac{2}{3}} \frac{h^2}{8Gm_e m_p M}$$

$(5.95 \times 10^{56})^{\frac{2}{3}}$ 
 $2.7 \times 10^{-31} m$

$$\approx 10^7 m$$

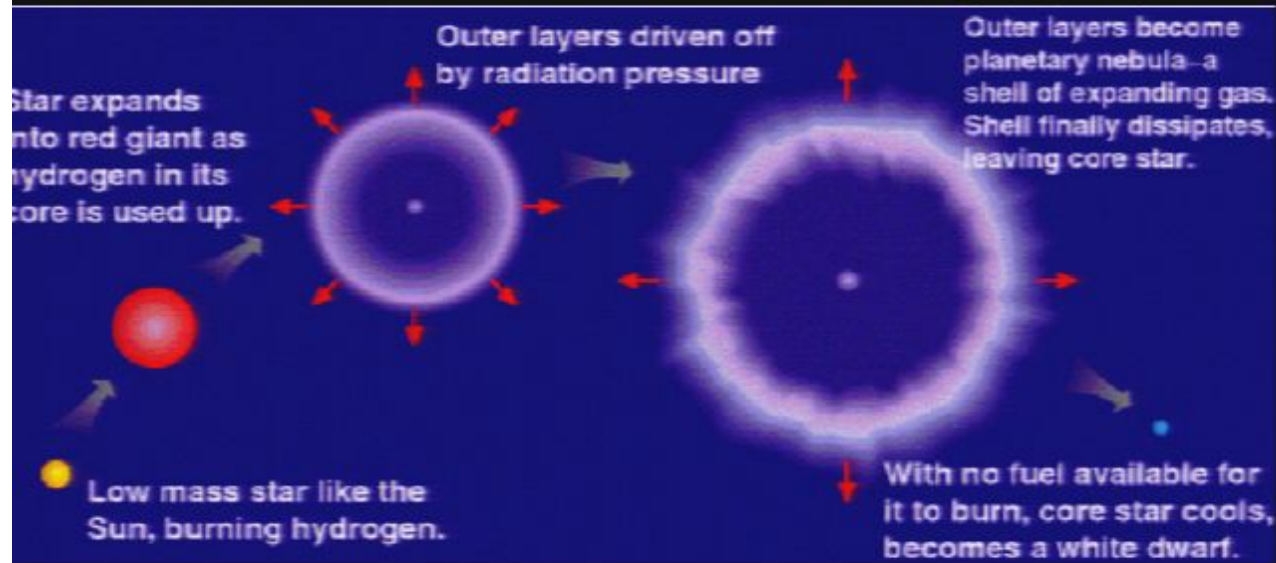


Non-degenerate gas

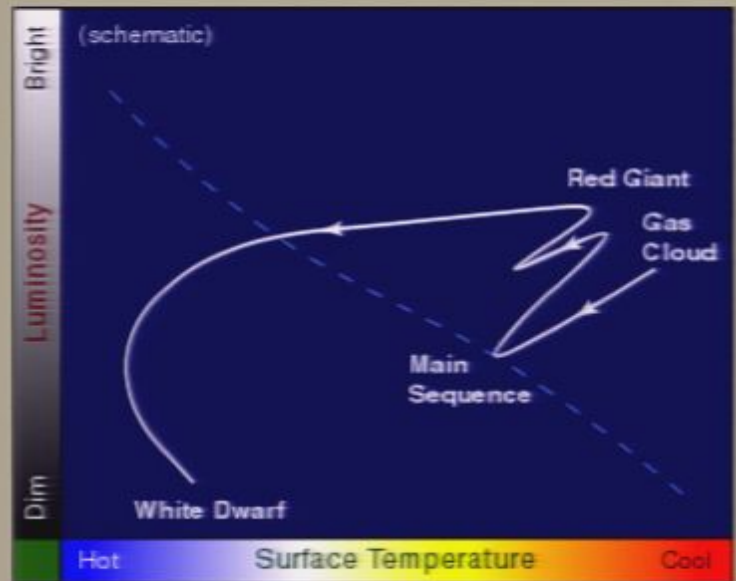


Degenerate gas

# Path to being a White Dwarf



## Evolution of Solar Mass Star



# Properties of White Dwarfs

# Properties of White Dwarfs

- Helium exhausted, core collapses until density forces electrons to leave their orbits around the atomic nuclei.
- ...are found in the centers of planetary nebula.
- ...have masses less than the Chandrasekhar Limit (1.4 Solar Masses).



# Properties of White Dwarfs

- Helium exhausted, core collapses until density forces electrons to leave their orbits around the atomic nuclei.
- ...are found in the centers of planetary nebula.
- ...have masses less than the Chandrasekhar mass (1.4 Solar Masses).

# White Dwarf Properties

...have diameters about the same as the Earth's.



# White Dwarf Properties

...have diameters about the same as the Earth's.



# White Dwarf Properties

...have diameters about the same as the Earth's.





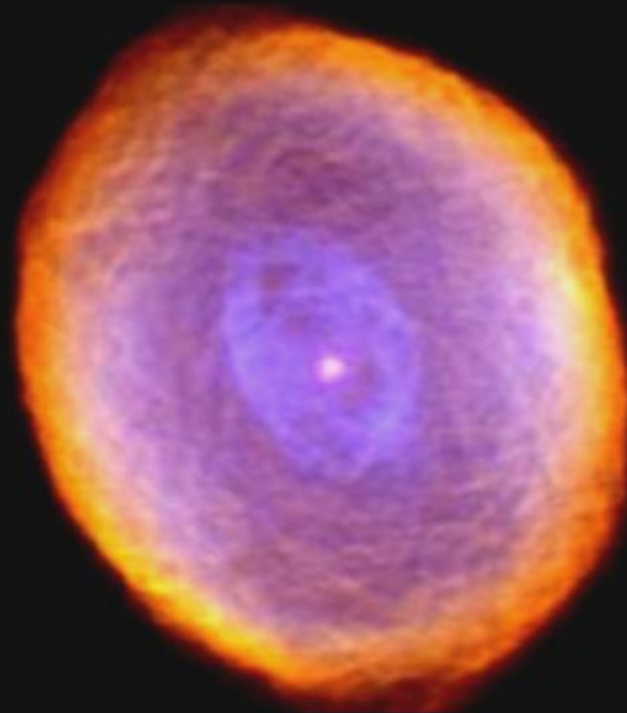
# Look in the Middle




# Cat's eye nebula



# Spirograph Nebula







# Eskimo Nebula



# Above the Chandrasekhar Limit



## Above the Chandrasekhar Limit

- The maximum mass of a white dwarf is 1.4 solar masses



## Above the Chandrasekhar Limit

- The maximum mass of a white dwarf is 1.4 solar masses
- Above this, even electron degeneracy pressure cannot counterbalance gravity





## Above the Chandrasekhar Limit



- The maximum mass of a white dwarf is 1.4 solar masses
- Above this, even electron degeneracy pressure cannot counterbalance gravity
- What is the fate of a star more massive than this?

## Above the Chandrasekhar Limit




- The maximum mass of a white dwarf is 1.4 solar masses
- Above this, even electron degeneracy pressure cannot counterbalance gravity
- What is the fate of a star more massive than this?

*Can you feel  
the  
suspense?*



# A Super Nova




# A Super Nova







# A Super Nova




# A Super Nova



# A Super Nova




# A Super Nova







# A Super Nova



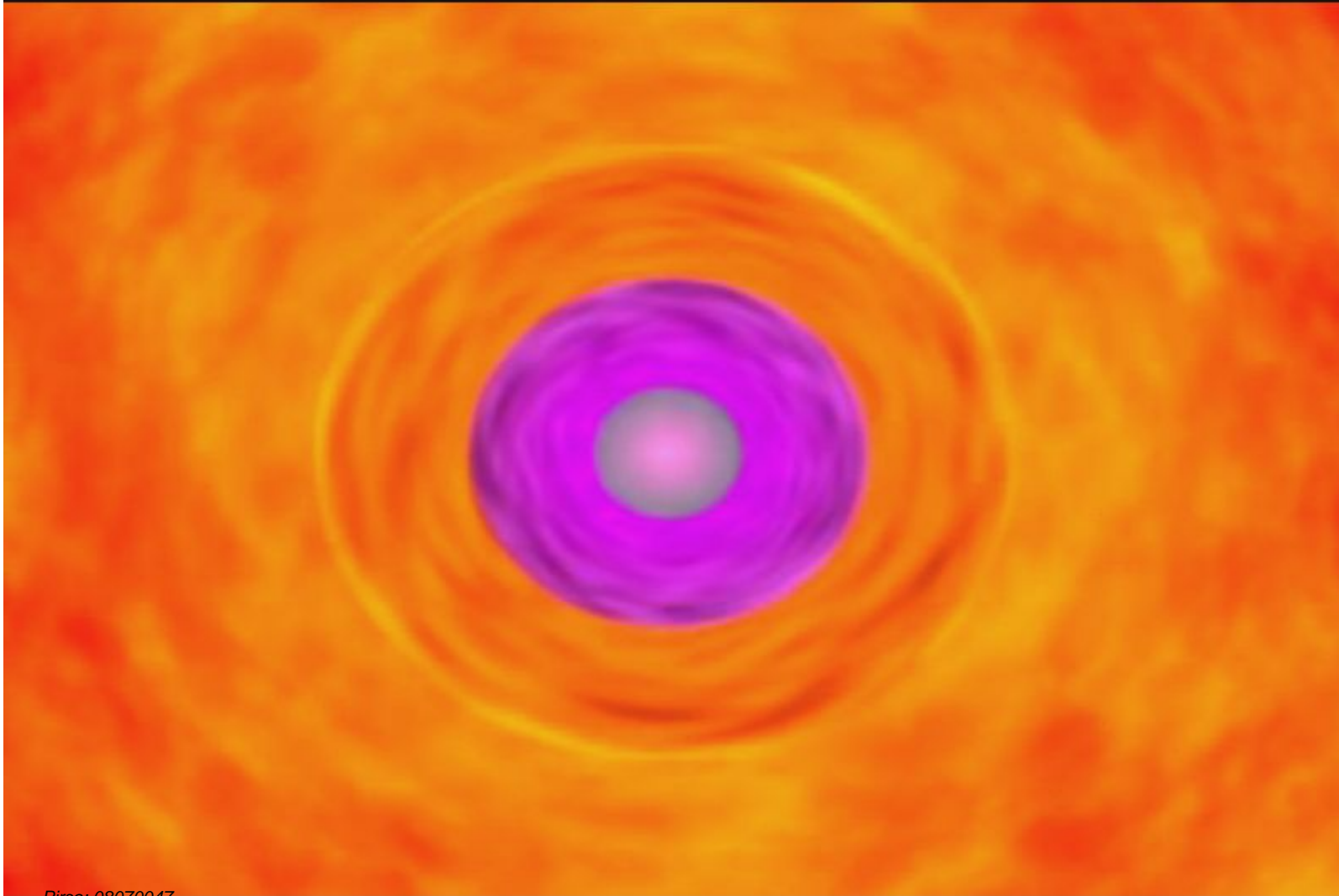
# A Super Nova



# A Super Nova

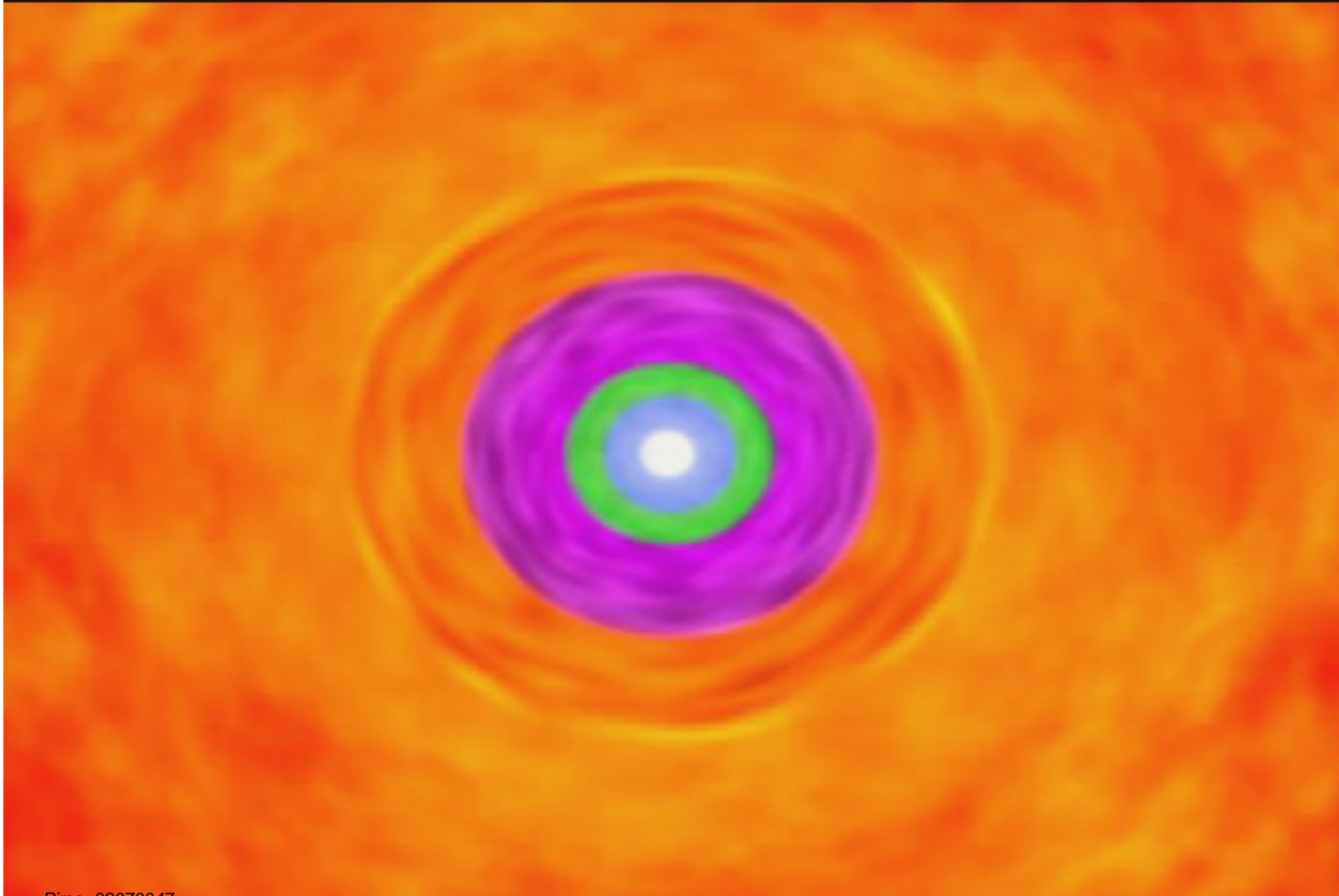


# A Super Nova





# A Super Nova



# A Super Nova



# A Super Nova



# A Super Nova






# A Super Nova



# A Super Nova



# A Super Nova



# A Super Nova




*Not what  
you  
thought?*






# Type 1a Super Nova



# Type 1a Super Nova



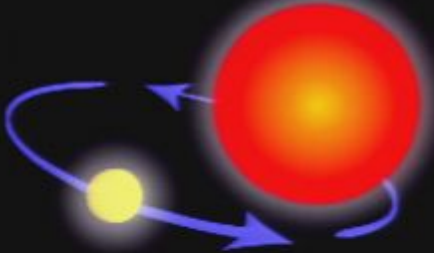
Two normal stars  
are in a binary pair.



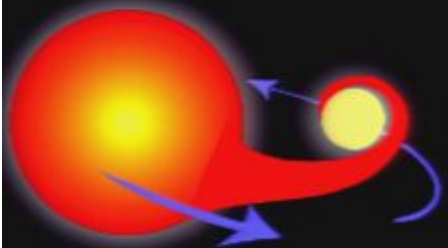
# Type 1a Super Nova




Two normal stars are in a binary pair.




The more massive star becomes a giant...




...which spills gas onto the secondary star, causing it to expand and become engulfed




*Not of interest to black hole cosmologists, but type 1a's are great yard sticks in determining distances*




The white dwarf's mass increases until it reaches a critical mass and explodes...



The aging companion star starts swelling, spilling gas onto the white dwarf.



The secondary, lighter star and the core of the giant star spiral inward within a common envelope




The common envelope is ejected, while the separation between the core and the secondary star decreases



The remaining core of the giant collapses and becomes a white dwarf


# Type II Supernovae: Birth of a Neutron Star



- *The core survives and is prevented from collapsing any further by neutron degeneracy pressure*
- *These are the type of supernovae we are interested in.*




# Type II Supernovae: Birth of a Neutron Star



- *The core survives and is prevented from collapsing any further by neutron degeneracy pressure*
- *These are the type of supernovae we are interested in.*

# Type II Supernovae: Birth of a Neutron Star



- *The core survives and is prevented from collapsing any further by neutron degeneracy pressure*
- *These are the type of supernovae we are interested in.*

# Type II Supernovae: Birth of a Neutron Star



- *The core survives and is prevented from collapsing any further by neutron degeneracy pressure*
- *These are the type of supernovae we are interested in.*



# Type II Supernovae: Birth of a Neutron Star



- *The core survives and is prevented from collapsing any further by neutron degeneracy pressure*
- *These are the type of supernovae we are interested in.*



# Type II Supernovae: Birth of a Neutron Star




- *The core survives and is prevented from collapsing any further by neutron degeneracy pressure*
- *These are the type of supernovae we are interested in.*

# Type II Supernovae: Birth of a Neutron Star



- *The core survives and is prevented from collapsing any further by neutron degeneracy pressure*
- *These are the type of supernovae we are interested in.*


# Type II Supernovae: Birth of a Neutron Star



- *The core survives and is prevented from collapsing any further by neutron degeneracy pressure*
- *These are the type of supernovae we are interested in.*




# Type II Supernovae: Birth of a Neutron Star



- *The core survives and is prevented from collapsing any further by neutron degeneracy pressure*
- *These are the type of supernovae we are interested in.*




# Type II Supernovae: Birth of a Neutron Star



- *The core survives and is prevented from collapsing any further by neutron degeneracy pressure*
- *These are the type of supernovae we are interested in.*

# Type II Supernovae: Birth of a Neutron Star



- *The core survives and is prevented from collapsing any further by neutron degeneracy pressure*
- *These are the type of supernovae we are interested in.*

# Supernova Remnant

- In the death of a high-mass star ( $> 8 M_{\odot}$ ), the core is converted to neutrons and collapses catastrophically.



# Supernova Remnant

- In the death of a high-mass star (<40 solar mass), the core is converted to neutrons and collapses catastrophically.
- The collapse and rebound creates a supernova.



# Supernova Remnant

- In the death of a high-mass star (<40 solar mass), the core is converted to neutrons and collapses catastrophically.
- The collapse and rebound creates a supernova.

The electrons are removed with the positron emission  
to leave neutrons.

# Supernova Remnant

- In the death of a high-mass star (<40 solar mass), the core is converted to neutrons and collapses catastrophically.
- The collapse and rebound creates a supernova.
- The electrons are 'merged' with the protons which produce neutrons.

The outer core is left behind as a small dense sphere of neutrons.



# Supernova Remnant

- In the death of a high-mass star (<40 solar mass), the core is converted to neutrons and collapses catastrophically.
- The collapse and rebound creates a supernova.
- The electrons are 'merged' with the protons which produce neutrons.
- The central core is left behind as a small, dense, sphere of neutrons → a neutron star.

Collapsing stars not because of Neutron Degeneracy  
Pressure

# Supernova Remnant

- In the death of a high-mass star (<40 solar mass), the core is converted to neutrons and collapses catastrophically.
- The collapse and rebound creates a supernova.
- The electrons are 'merged' with the protons which produce neutrons.
- The central core is left behind as a small, dense, sphere of neutrons → a neutron star.
- Collapsing stops now because of Neutron Degeneracy Pressure.



# Neutron Star Facts

A giant ball of neutrons.

Mass : at least 1.4 x mass of the Sun to maximum of about 3 solar masses.

Temperature 1 million degrees and cooling.

Diameter: 20 km!

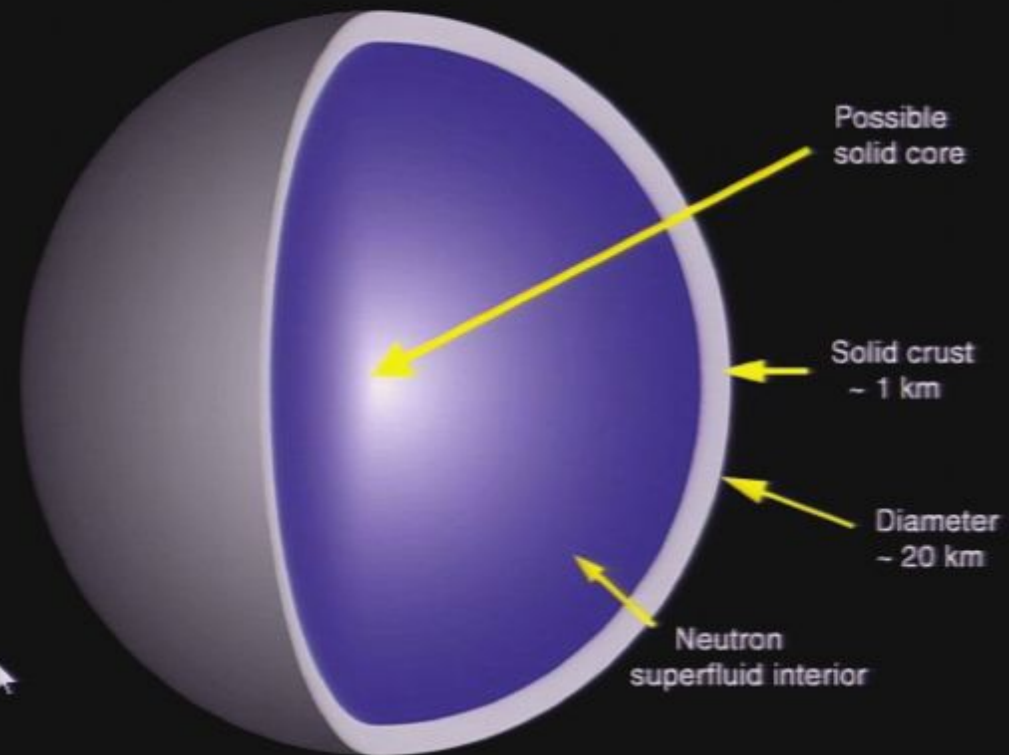
Density:  $10^{18} \text{ kg/m}^3$

- A sugar cube of this matter weighs 400 billion tons

Day: 1 - 0.001 seconds!

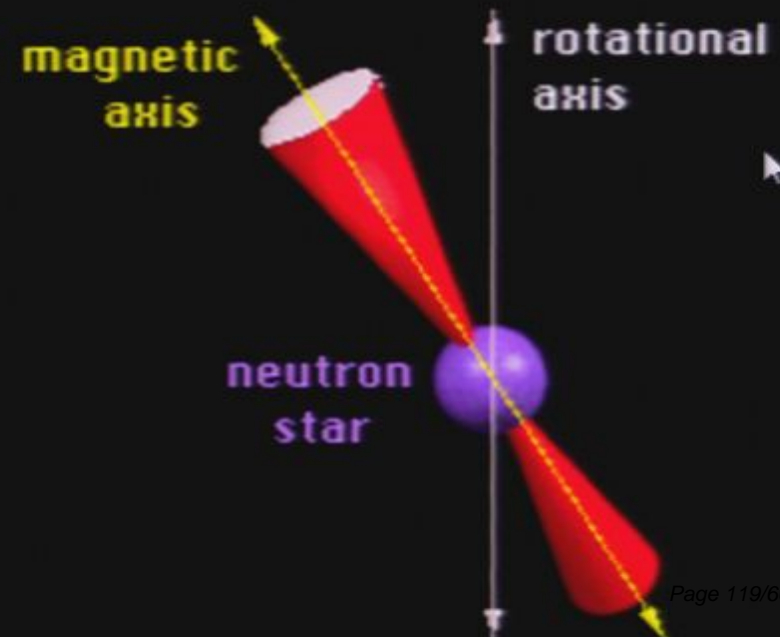
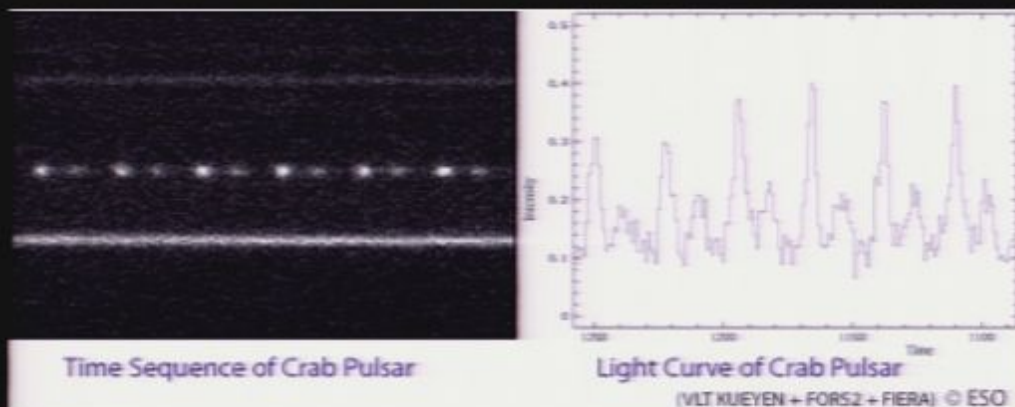
Magnetic fields as strong as the Sun, but in the space of a city.

But just a theory until 1968



# Pulsars

- Discovered by Bell and Hewish in 1968
- Stands for pulsating stars, since they emit regular pulses
- Now known to be spinning neutron stars






# Crab Nebula Pulsar




# Crab Nebula Pulsar







# Crab Nebula Pulsar



# Crab Nebula Pulsar




# Crab Nebula Pulsar






# Crab Nebula Pulsar







# Crab Nebula Pulsar



# Crab Nebula Pulsar




# Crab Nebula Pulsar






# Crab Nebula Pulsar





# Crab Nebula Pulsar



# What Next

# What Next

- Neutron stars are held up by neutron degeneracy pressure.
  - Recall electron degeneracy pressure for white dwarfs.
  - For white dwarfs, maximum mass of  $1.4 M_{\text{sun}}$

# What Next

- Neutron stars are held up by neutron degeneracy pressure.
  - Recall electron degeneracy pressure for white dwarfs.
  - For white dwarfs, maximum mass of  $1.4 M_{\text{sun}}$
- For neutron stars, maximum mass  $\sim 3M_{\text{sun}}$



# What Next

- Neutron stars are held up by neutron degeneracy pressure.
  - Recall electron degeneracy pressure for white dwarfs.
  - For white dwarfs, maximum mass of  $1.4 M_{\text{sun}}$
- For neutron stars, maximum mass  $\sim 3M_{\text{sun}}$
- What happens if a high-mass star is SO big that its central core is bigger than this?

# What Next

- Neutron stars are held up by neutron degeneracy pressure.
  - Recall electron degeneracy pressure for white dwarfs.
  - For white dwarfs, maximum mass of  $1.4 M_{\text{sun}}$
- For neutron stars, maximum mass  $\sim 3M_{\text{sun}}$
- What happens if a high-mass star is SO big that its central core is bigger than this?
- What happens when gravity is stronger than even neutron degeneracy pressure?

# What Next

- Neutron stars are held up by neutron degeneracy pressure.
  - Recall electron degeneracy pressure for white dwarfs.
  - For white dwarfs, maximum mass of  $1.4 M_{\text{sun}}$
- For neutron stars, maximum mass  $\sim 3M_{\text{sun}}$
- What happens if a high-mass star is SO big that its central core is bigger than this?
- What happens when gravity is stronger than even neutron degeneracy pressure?
- How dense can something get?



# What Next

- Neutron stars are held up by neutron degeneracy pressure.
  - Recall electron degeneracy pressure for white dwarfs.
  - For white dwarfs, maximum mass of  $1.4 M_{\text{sun}}$
- For neutron stars, maximum mass  $\sim 3M_{\text{sun}}$
- What happens if a high-mass star is SO big that its central core is bigger than this?
- What happens when gravity is stronger than even neutron degeneracy pressure?
- How dense can something get?
- How strong can the force of gravity be?




# What Next

- Neutron stars are held up by neutron degeneracy pressure.
  - Recall electron degeneracy pressure for white dwarfs.
  - For white dwarfs, maximum mass of  $1.4 M_{\text{sun}}$
- For neutron stars, maximum mass  $\sim 3M_{\text{sun}}$
- What happens if a high-mass star is SO big that its central core is bigger than this?
- What happens when gravity is stronger than even neutron degeneracy pressure?
- How dense can something get?
- How strong can the force of gravity be?
- What if the escape velocity is faster than light?


# Black Hole

- The star collapses to form a ...




# Black Hole

- The star collapses to form a ...



# Black Hole


- The star collapses to form a ...






# Black Hole

- The star collapses to form a ...




# Black Hole

- The star collapses to form a ...




# Black Hole

- The star collapses to form a ...



# Black Hole


- The star collapses to form a ...






# Black Hole

- The star collapses to form a ...




# Black Hole

- The star collapses to form a ...



# Black Hole

- The star collapses to form a ...



# The Birth of a Black Hole



# The Birth of a Black Hole



# The Birth of a Black Hole



# The Birth of a Black Hole



# The Birth of a Black Hole





# The Birth of a Black Hole



# The Birth of a Black Hole



# The Birth of a Black Hole



# The Birth of a Black Hole





# The Birth of a Black Hole



# The Birth of a Black Hole



# The Birth of a Black Hole



# The Birth of a Black Hole





# The Birth of a Black Hole



# The Birth of a Black Hole



# The Birth of a Black Hole



# The Birth of a Black Hole





# The Birth of a Black Hole



# The Birth of a Black Hole



# The Birth of a Black Hole



# The Birth of a Black Hole





# The Birth of a Black Hole



# The Birth of a Black Hole



# The Birth of a Black Hole



# The Birth of a Black Hole





# The Birth of a Black Hole



# The Birth of a Black Hole



# The Birth of a Black Hole







*If we could eliminate the radiation and light, what would it be like to watch the collapsing of a star into a Black Hole? What would it be light to fall into a Black Hole?*



# Watching a Star Collapse from a Safe Distance

*If you watched a star collapsing into a Black Hole, the light emitted from the star would be red-shifted and as a result would get dimmer by a factor of 2 every 20 microseconds per solar mass. At the same time the surface would appear to slow down and become frozen*

*This is not too Exciting... what about visiting the Black Hole?*



$$I \propto e^{-\frac{t}{3\sqrt{3}M}}$$

Pirsa: 08070047

$$t = 10^{-3} \left( \frac{M_{star}}{M_{\odot}} \right)$$

Page 180/605

# Watching a Star Collapse from a Safe Distance

*If you watched a star collapsing into a Black Hole, the light emitted from the star would be red-shifted and as a result would get dimmer by a factor of 2 every 20 microseconds per solar mass. At the same time the surface would appear to slow down and become frozen*

*This is not too Exciting... what about visiting the Black Hole?*



$$I \propto e^{-\frac{t}{3\sqrt{3}M}}$$

Pirsa: 08070047

$$t = 10^{-3} \left( \frac{M_{star}}{M_{\odot}} \right)$$

Page 181/605



# Watching a Star Collapse from a Safe Distance

*If you watched a star collapsing into a Black Hole, the light emitted from the star would be red-shifted and as a result would get dimmer by a factor of 2 every 20 microseconds per solar mass. At the same time the surface would appear to slow down and become frozen*

*This is not too Exciting... what about visiting the Black Hole?*



$$I \propto e^{-\frac{t}{3\sqrt{3}M}}$$

Pirsa: 08070047


$$t = 10^{-3} \left( \frac{M_{star}}{M_{\odot}} \right)$$

Page 182/605

# Watching a Star Collapse from a Safe Distance

*If you watched a star collapsing into a Black Hole, the light emitted from the star would be red-shifted and as a result would get dimmer by a factor of 2 every 20 microseconds per solar mass. At the same time the surface would appear to slow down and become frozen*

*This is not too Exciting... what about visiting the Black Hole?*



$$I \propto e^{-\frac{t}{3\sqrt{3}M}}$$

Pirsa: 08070047


$$t = 10^{-3} \left( \frac{M_{star}}{M_{\odot}} \right)$$

Page 183/605

# Watching a Star Collapse from a Safe Distance

*If you watched a star collapsing into a Black Hole, the light emitted from the star would be red-shifted and as a result would get dimmer by a factor of 2 every 20 microseconds per solar mass. At the same time the surface would appear to slow down and become frozen*

*This is not too Exciting... what about visiting the Black Hole?*



$$I \propto e^{-\frac{t}{3\sqrt{3}M}}$$

Pirsa: 08070047

$$t = 10^{-3} \left( \frac{M_{star}}{M_{\odot}} \right)$$


Page 184/605



# Watching a Star Collapse from a Safe Distance

*If you watched a star collapsing into a Black Hole, the light emitted from the star would be red-shifted and as a result would get dimmer by a factor of 2 every 20 microseconds per solar mass. At the same time the surface would appear to slow down and become frozen*

*This is not too Exciting... what about visiting the Black Hole?*



$$I \propto e^{-\frac{t}{3\sqrt{3}M}}$$

Pirsa: 08070047

$$t = 10^{-3} \left( \frac{M_{star}}{M_{\odot}} \right)$$

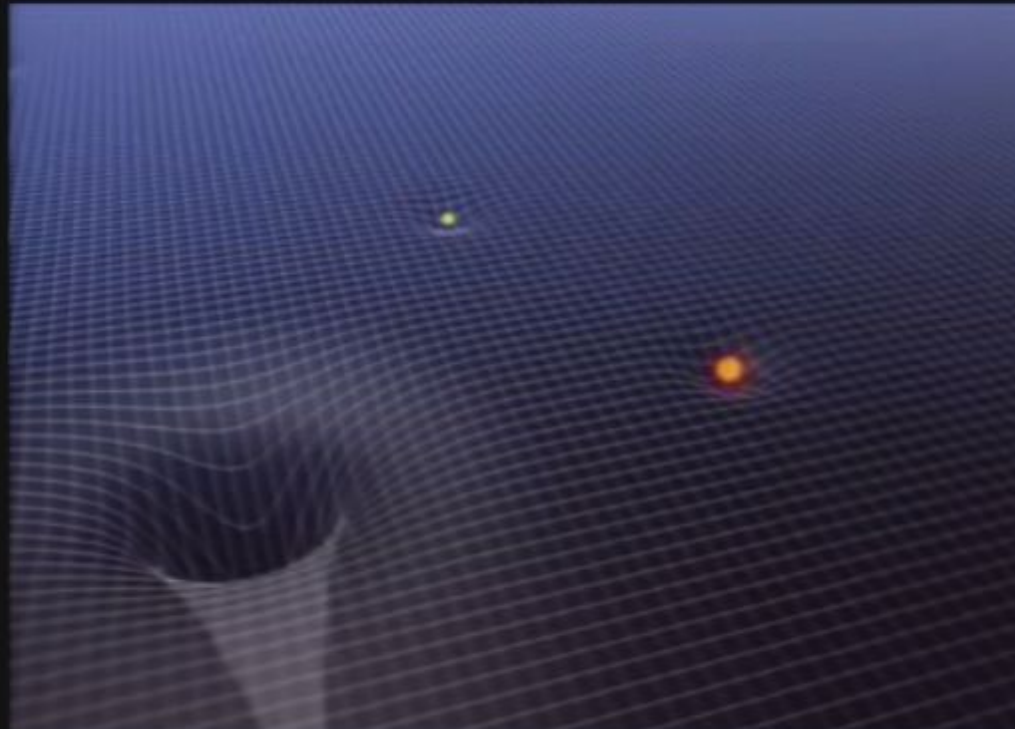
Page 185/605



# Watching a Star Collapse from a Safe Distance

*If you watched a star collapsing into a Black Hole, the light emitted from the star would be red-shifted and as a result would get dimmer by a factor of 2 every 20 microseconds per solar mass. At the same time the surface would appear to slow down and become frozen*

*This is not too Exciting... what about visiting the Black Hole?*



$$I \propto e^{-\frac{t}{3\sqrt{3}M}}$$

Pirsa: 08070047

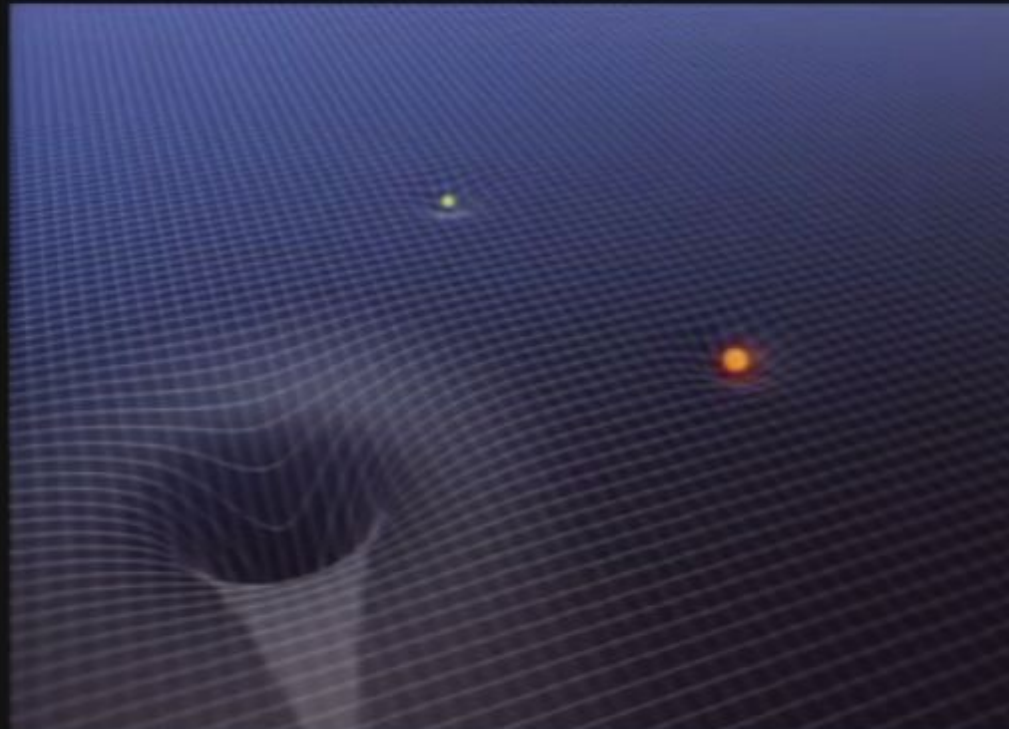
$$t = 10^{-3} \left( \frac{M_{star}}{M_{\odot}} \right)$$

Page 186/605

# Watching a Star Collapse from a Safe Distance

*If you watched a star collapsing into a Black Hole, the light emitted from the star would be red-shifted and as a result would get dimmer by a factor of 2 every 20 microseconds per solar mass. At the same time the surface would appear to slow down and become frozen*

*This is not too Exciting... what about visiting the Black Hole?*



$$I \propto e^{-\frac{t}{3\sqrt{3}M}}$$

Pirsa: 08070047

$$t = 10^{-3} \left( \frac{M_{star}}{M_{\odot}} \right)$$


Page 187/605



# Watching a Star Collapse from a Safe Distance

*If you watched a star collapsing into a Black Hole, the light emitted from the star would be red-shifted and as a result would get dimmer by a factor of 2 every 20 microseconds per solar mass. At the same time the surface would appear to slow down and become frozen*

*This is not too Exciting... what about visiting the Black Hole?*



$$I \propto e^{-\frac{t}{3\sqrt{3}M}}$$

Pirsa: 08070047


$$t = 10^{-3} \left( \frac{M_{star}}{M_{\odot}} \right)$$

Page 188/605

# Watching a Star Collapse from a Safe Distance

*If you watched a star collapsing into a Black Hole, the light emitted from the star would be red-shifted and as a result would get dimmer by a factor of 2 every 20 microseconds per solar mass. At the same time the surface would appear to slow down and become frozen*

*This is not too Exciting... what about visiting the Black Hole?*



$$I \propto e^{-\frac{t}{3\sqrt{3}M}}$$

Pirsa: 08070047

$$t = 10^{-3} \left( \frac{M_{star}}{M_{\odot}} \right)$$


Page 189/605



# Watching a Star Collapse from a Safe Distance

*If you watched a star collapsing into a Black Hole, the light emitted from the star would be red-shifted and as a result would get dimmer by a factor of 2 every 20 microseconds per solar mass. At the same time the surface would appear to slow down and become frozen*

*This is not too Exciting... what about visiting the Black Hole?*



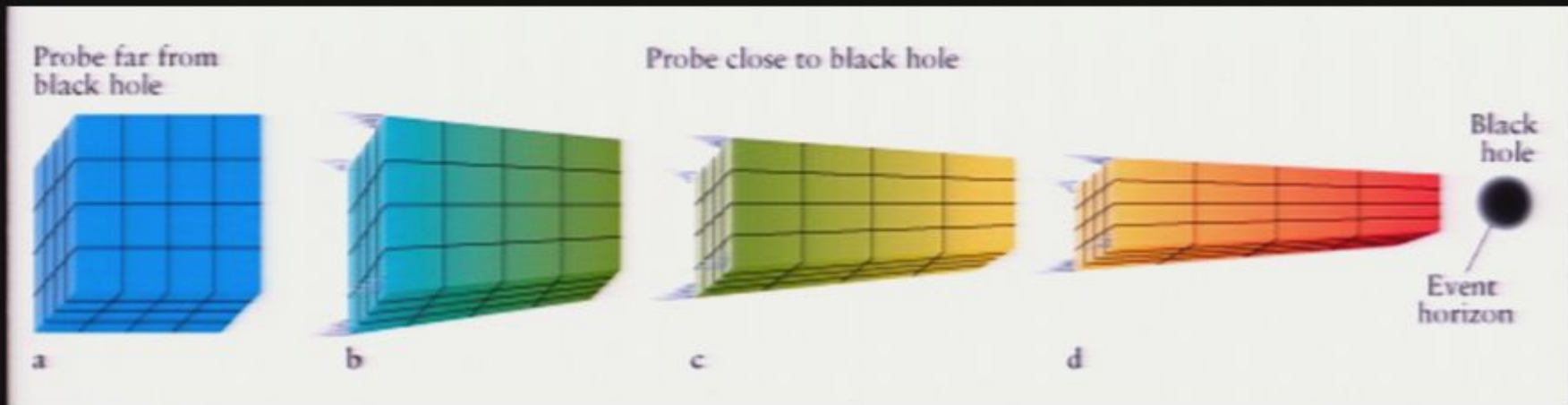
$$I \propto e^{-\frac{t}{3\sqrt{3}M}}$$

Pirsa: 08070047

$$t = 10^{-3} \left( \frac{M_{star}}{M_{\odot}} \right)$$

Page 190/605

# Traveling into a Black Hole




- As the ship approaches the black hole, the ship is elongated by the variation in gravity
- The ship is also gravitationally red shifted at the end closer to the black hole
- From the outside, the ship will appear to hover forever at the edge of the hole to us - an effect of the time dilation, yet in the ship, the occupants do enter into the black hole. Never to be heard from again.

# *Watching a clock fall into a black hole*



Drop a Clock into a **BLACK HOLE**



**3% Loaded**

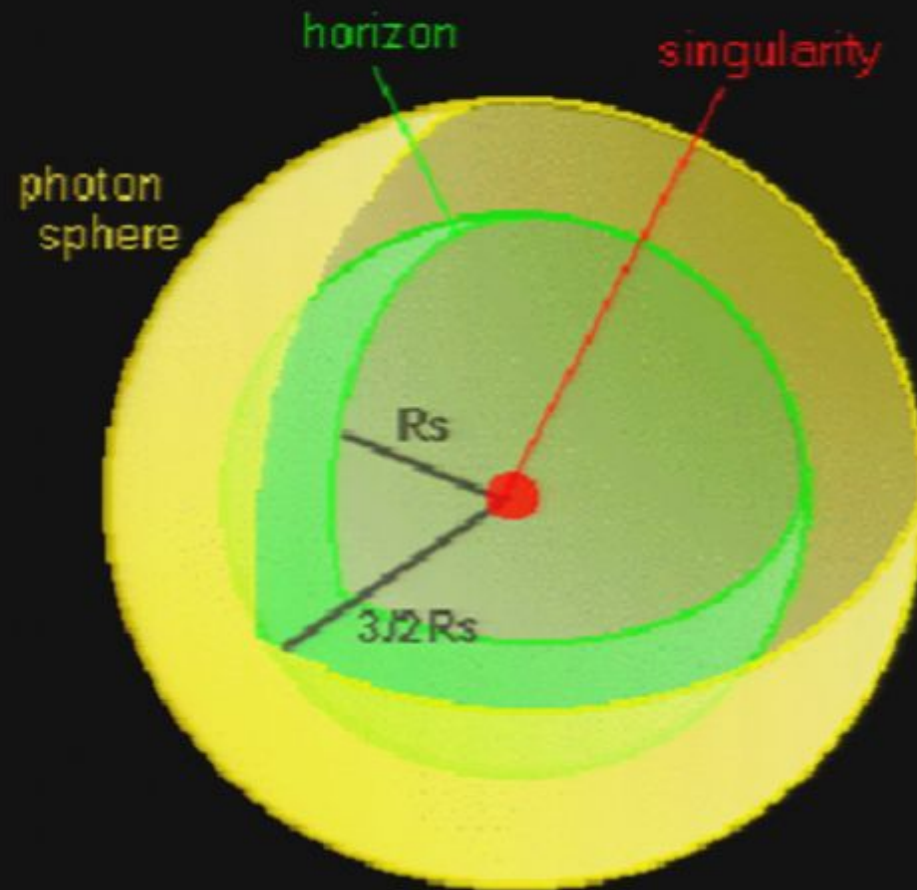
Please wait while activity loads





*To get a better understanding of what is happening,  
and more specifically where it is happening. Let's look  
at the anatomy of a Black Hole*

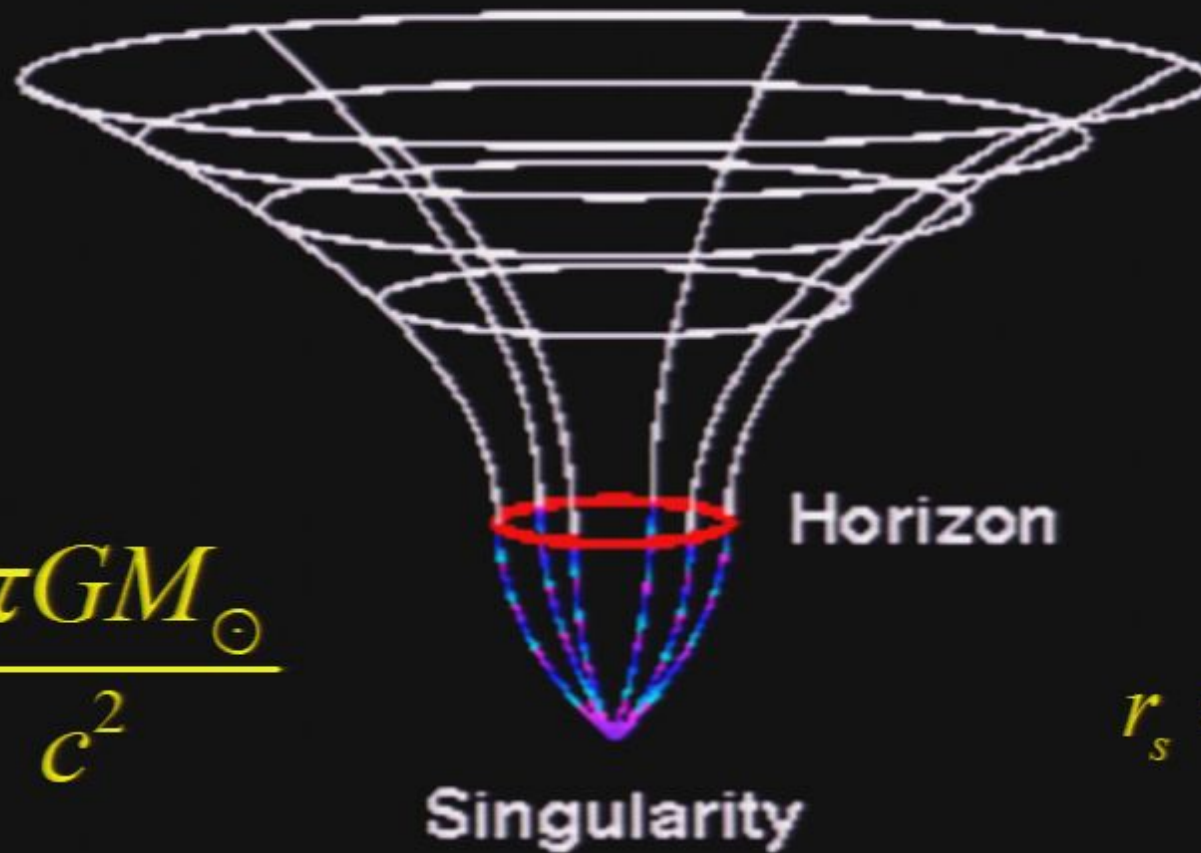
# Structure of a Schwarzschild Black Hole



# Singularity

- *Within the singularity, matter is infinitely compressed into a region of infinite density. At the singularity, gravity is infinite. Space-time has become infinitely curved. At the present time, science has no tools to describe conditions within the singularity. All laws of physics lose meaning in such a region.*
- *At a singularity, space and time cease to exist as we know them. The laws of physics as we know them break down at a singularity, so it's not really possible to envision something with infinite density and zero volume.*

# Embedding Structure



$$C_b = \frac{4\pi GM_{\odot}}{c^2}$$

$$r_s = \frac{2GM_{\odot}}{c^2}$$



# Photon orbits around a black hole



# Time Dilation and Blueshift

$$t_2 = \frac{t_1}{\sqrt{1 - \frac{C_b}{C}}}$$

*If you hovered at 1.00 000 1  
times the event horizon  
circumference, then one day  
for you would mean ...*

# Time Dilation and Blueshift

$$t_2 = \frac{t_1}{\sqrt{1 - \frac{C_b}{C}}}$$

*If you hovered at 1.00 000 1  
times the event horizon  
circumference, then one day  
for you would mean ...  
1024 days for the rest of  
the universe.*

$$\lambda_r = \lambda_e \sqrt{1 - \frac{C_b}{C}}$$

*If you hovered at 1.00 000 8  
times the event horizon  
circumference, visible light ( $5.8 \times 10^{-7}$  m) from the stars would  
appear at wavelength ...*

## The Effects

*No matter how powerful your starship, once you enter the Event Horizon, you might as well enjoy the trip, because you are going in.*





## The Effects

*No matter how powerful your starship, once you enter the Event Horizon, you might as well enjoy the trip, because you are going in.*



## The Effects

*No matter how powerful your starship, once you enter the Event Horizon, you might as well enjoy the trip, because you are going in.*



## The Effects

*No matter how powerful your starship, once you enter the Event Horizon, you might as well enjoy the trip, because you are going in.*



## The Effects

*No matter how powerful your starship, once you enter the Event Horizon, you might as well enjoy the trip, because you are going in.*






## The Effects

*No matter how powerful your starship, once you enter the Event Horizon, you might as well enjoy the trip, because you are going in.*



## The Effects

*No matter how powerful your starship, once you enter the Event Horizon, you might as well enjoy the trip, because you are going in.*



# The Effects

*No matter how powerful your starship, once you enter the Event Horizon, you might as well enjoy the trip, because you are going in.*



## The Effects

*No matter how powerful your starship, once you enter the Event Horizon, you might as well enjoy the trip, because you are going in.*





## The Effects

*No matter how powerful your starship, once you enter the Event Horizon, you might as well enjoy the trip, because you are going in.*



## The Effects

*No matter how powerful your starship, once you enter the Event Horizon, you might as well enjoy the trip, because you are going in.*




## The Effects

*No matter how powerful your starship, once you enter the Event Horizon, you might as well enjoy the trip, because you are going in.*



## The Effects


*No matter how powerful your starship, once you enter the Event Horizon, you might as well enjoy the trip, because you are going in.*





## The Effects

*No matter how powerful your starship, once you enter the Event Horizon, you might as well enjoy the trip, because you are going in.*



## The Effects

*No matter how powerful your starship, once you enter the Event Horizon, you might as well enjoy the trip, because you are going in.*



# The Effects

*No matter how powerful your starship, once you enter the Event Horizon, you might as well enjoy the trip, because you are going in.*



## The Effects

*No matter how powerful your starship, once you enter the Event Horizon, you might as well enjoy the trip, because you are going in.*





## The Effects

*No matter how powerful your starship, once you enter the Event Horizon, you might as well enjoy the trip, because you are going in.*



## The Effects

*No matter how powerful your starship, once you enter the Event Horizon, you might as well enjoy the trip, because you are going in.*



## The Effects

*No matter how powerful your starship, once you enter the Event Horizon, you might as well enjoy the trip, because you are going in.*



## The Effects

*No matter how powerful your starship, once you enter the Event Horizon, you might as well enjoy the trip, because you are going in.*





## The Effects

*No matter how powerful your starship, once you enter the Event Horizon, you might as well enjoy the trip, because you are going in.*



## The Effects

*No matter how powerful your starship, once you enter the Event Horizon, you might as well enjoy the trip, because you are going in.*



# Visiting a Black Hole



# Spaghettification!


$$\Delta a = \frac{16\pi^3 G L M_b}{C^3}$$




$$\Delta a \propto \frac{1}{M_b^2}$$




# Approaching




# Approaching



# Approaching




# Approaching







# Approaching




# Approaching



# Approaching




# Approaching

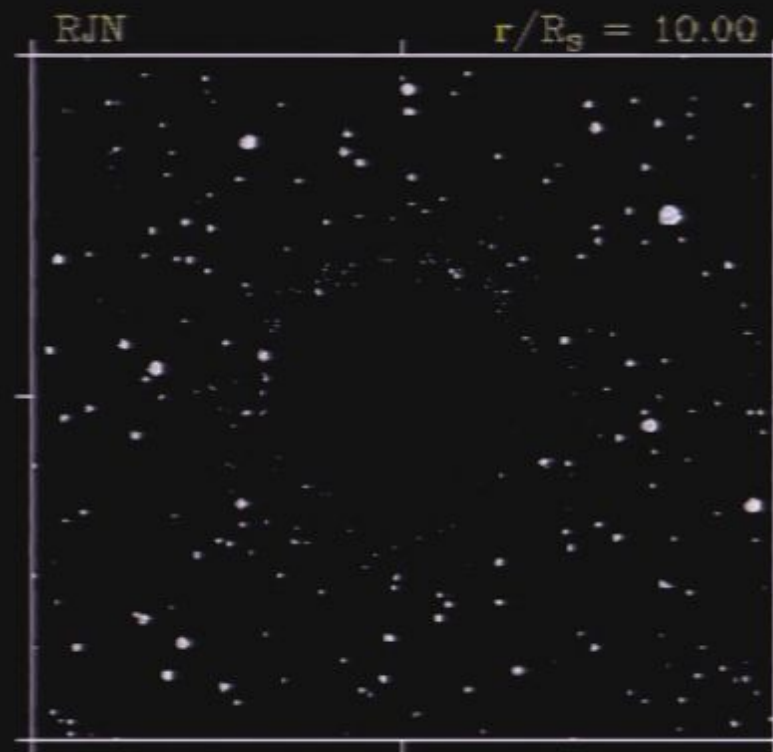





# Approaching



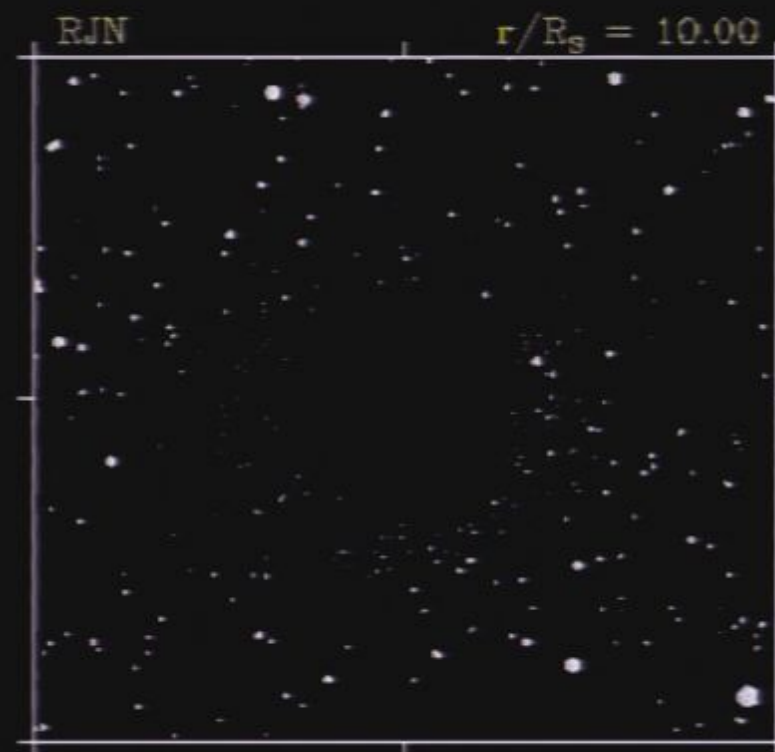
# Orbiting Black Hole Looking Down



# Orbiting Black Hole Looking Down




# Orbiting Black Hole Looking Down






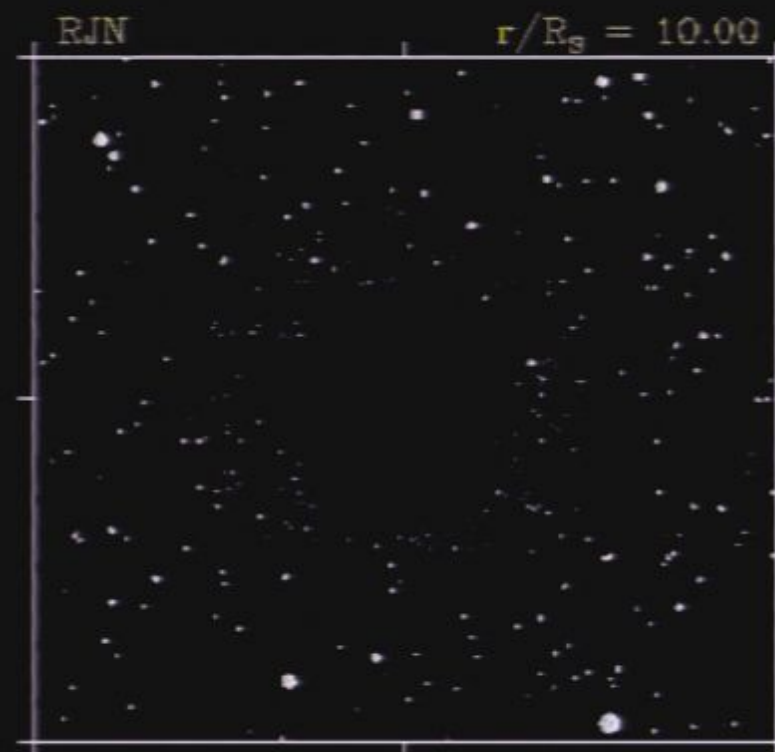
# Orbiting Black Hole Looking Down




# Orbiting Black Hole Looking Down



# Orbiting Black Hole Looking Down

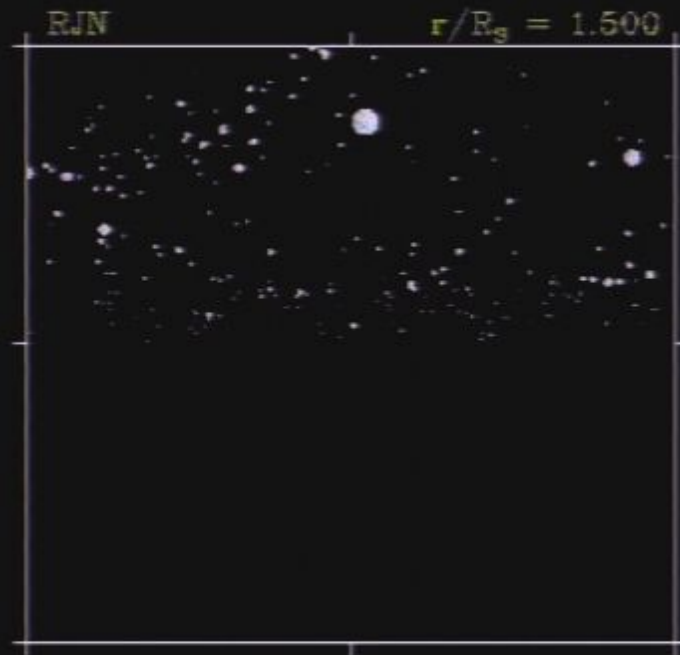


# Orbiting Looking Horizontally at Photon Sphere

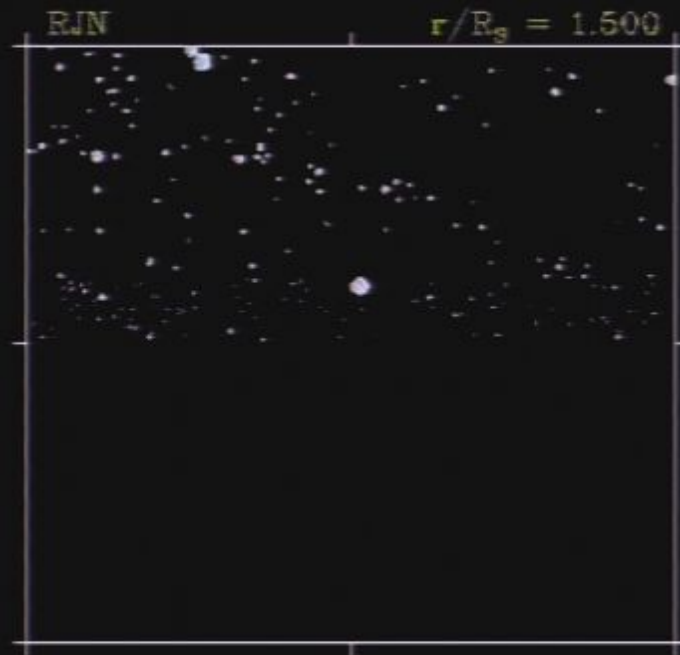




# Orbiting Looking Horizontally at Photon Sphere




# Orbiting Looking Horizontally at Photon Sphere



# Orbiting Looking Horizontally at Photon Sphere




# Orbiting Looking Horizontally at Photon Sphere

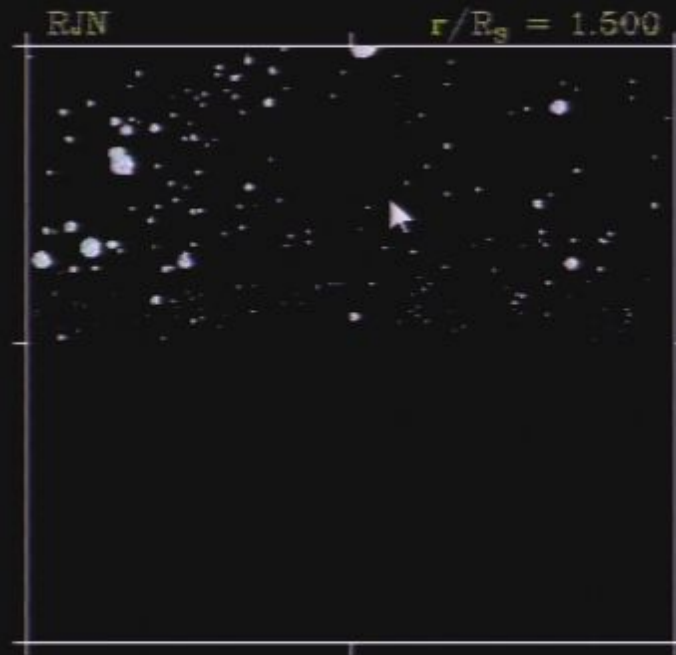




# Orbiting Looking Horizontally at Photon Sphere



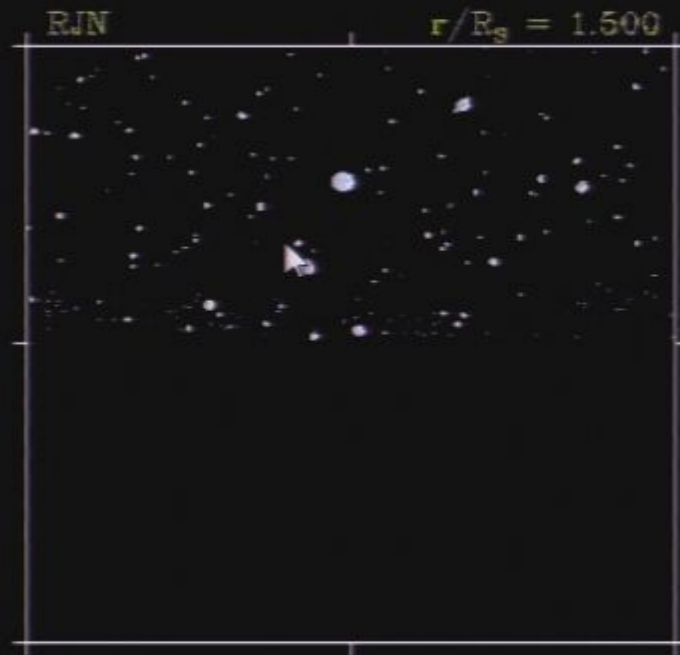
# Orbiting Looking Horizontally at Photon Sphere



# Orbiting Looking Horizontally at Photon Sphere

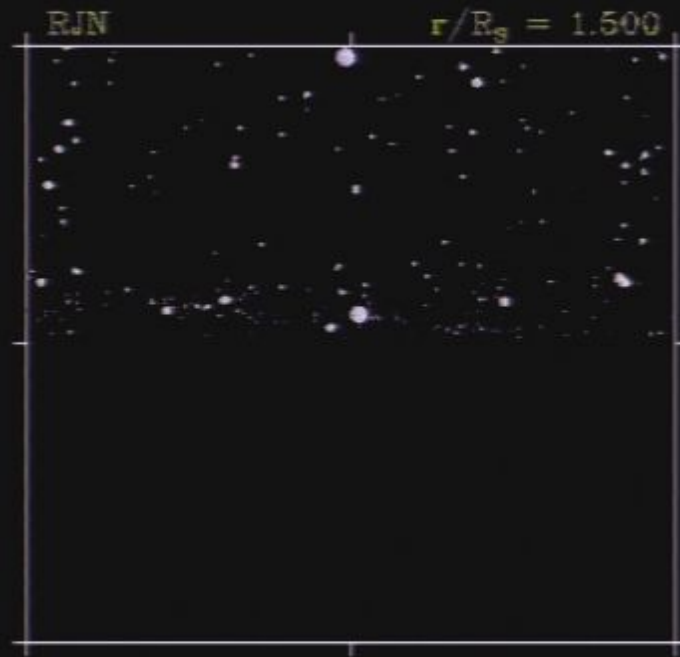


# Orbiting Looking Horizontally at Photon Sphere







# Orbiting Looking Horizontally at Photon Sphere



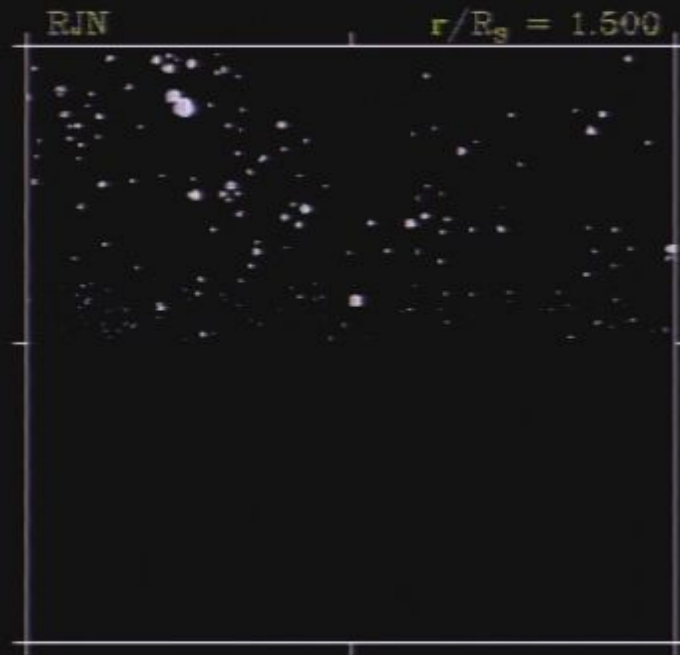
# Orbiting Looking Horizontally at Photon Sphere



# Orbiting Looking Horizontally at Photon Sphere



# Orbiting Looking Horizontally at Photon Sphere





# Looking Up



$$r = 12 \tan \left( \frac{5\pi}{6} \sqrt{1 - \frac{C_b}{C}} \right)$$

# Looking Up




$$r = 12 \tan \left( \frac{5\pi}{6} \sqrt{1 - \frac{C_b}{C}} \right)$$

*Forward*

*Sideways*

*Backwards*

*Forward*



*Sideways*




*Backwards*



$$r = 100 r_s$$



*Forward*



*Sideways*

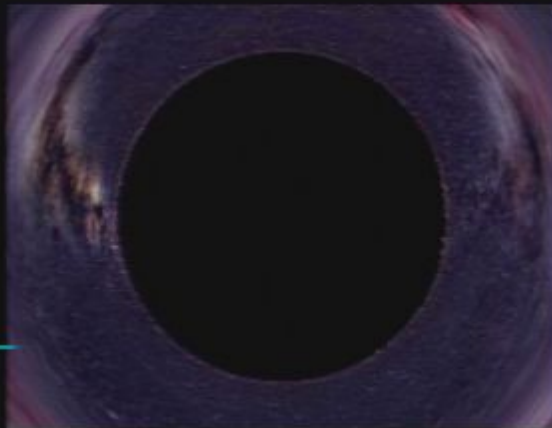


*Backwards*



$$r = 20 r_s$$

*Forward*



*Sideways*



*Backwards*



$$r = 4.5 r_s$$

*Forward*

*Sideways*

*Backwards*



$$r = 2.5 r_s$$

*Forward*

*Sideways*

*Backwards*



$$r = 2.5 r_s$$

*Forward*

*Sideways*

*Backwards*



$$r = 2.5 r_s$$



*Forward*

*Sideways*

*Backwards*



$$r = 1.5 r_s$$

*Forward*

*Sideways*

*Backwards*




$$r = 1.2 r_s$$

*Forward*

*Sideways*

*Backwards*



$$r = 1.05 r_s$$

*Forward*

*Sideways*

*Backwards*


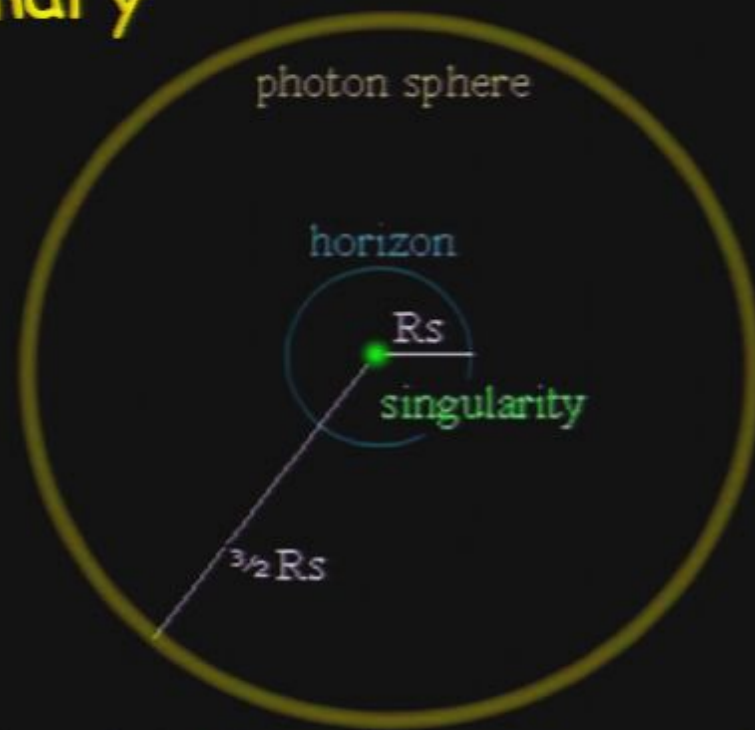


$$r = 1.005 r_s$$

# The Anatomy Summary

If you calculate the size of an object whose escape velocity is the speed of light, you get the "Schwarzschild radius", which defines the "event horizon". This is the normal size of a black hole (even though there is nothing at that location). It is given by  $R_s = 3\text{km}(M_*/M_{\text{sun}})$ . It is the horizon over which you can see no more events. Outside that at  $1.5 R_s$  photons would orbit the hole (the photon sphere).

Far from the hole, the gravity is the same as it would be if the star were still there (so no "vacuum cleaner" effect). If the Sun collapsed to a BH, the Earth's orbit would be unaffected.



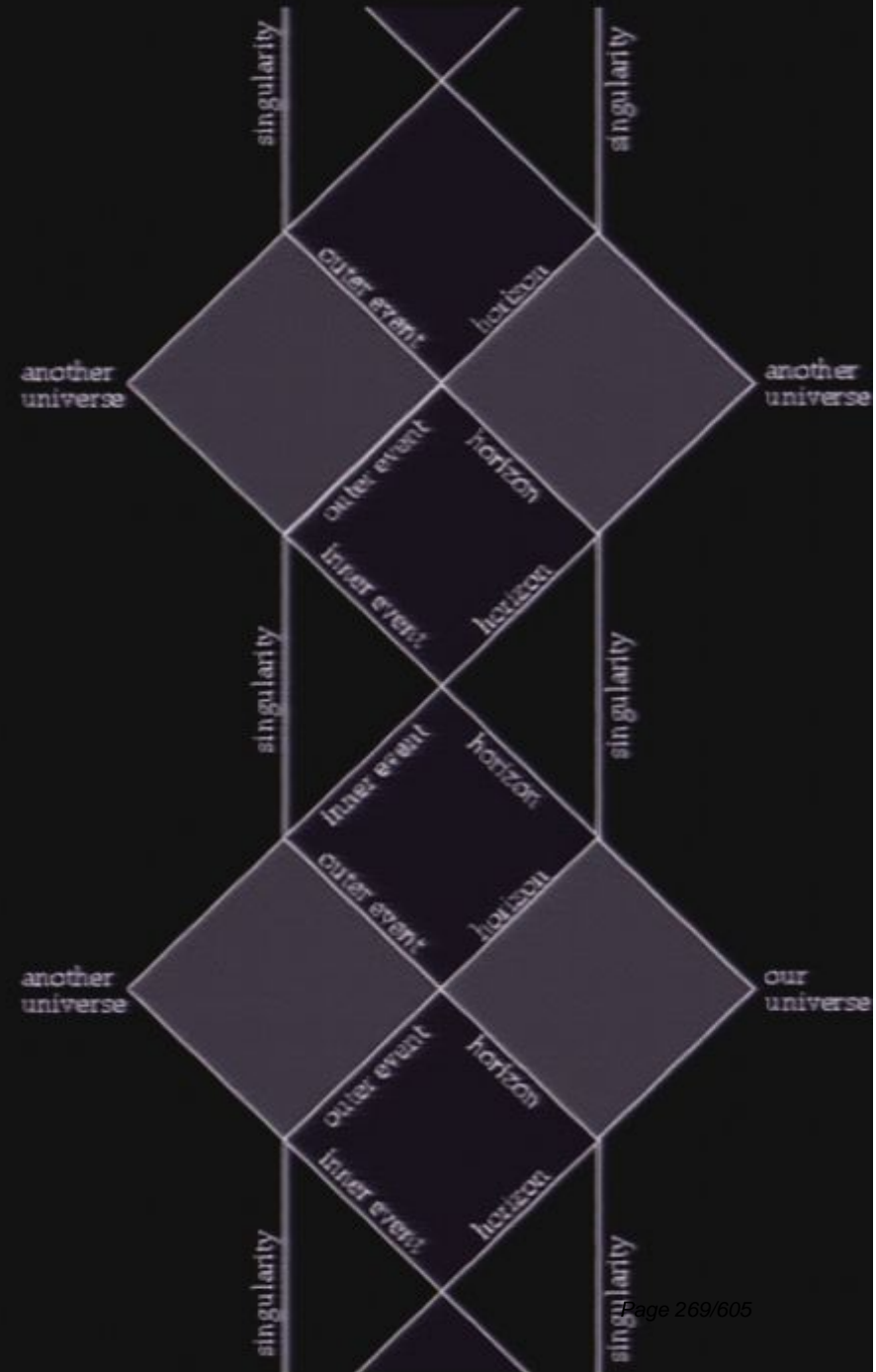
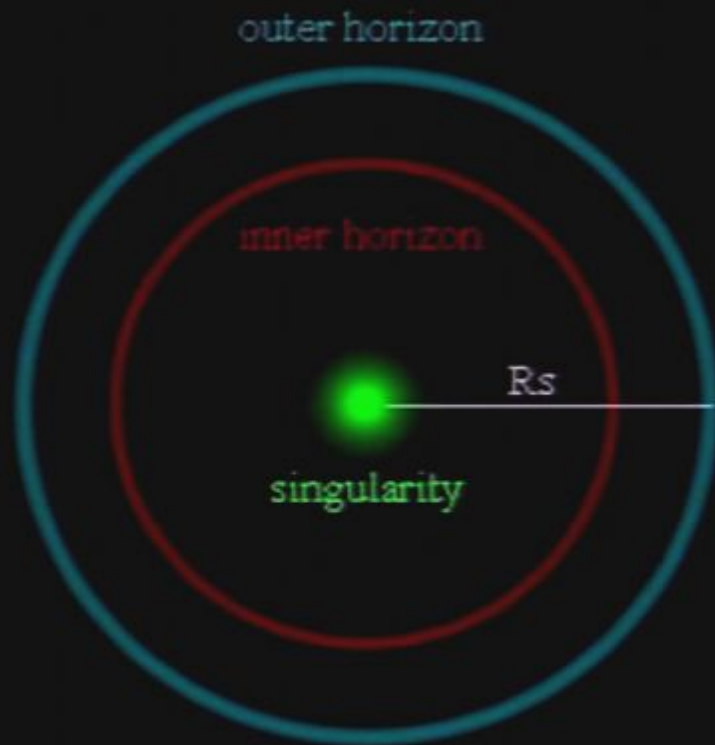


# Types of Black Holes

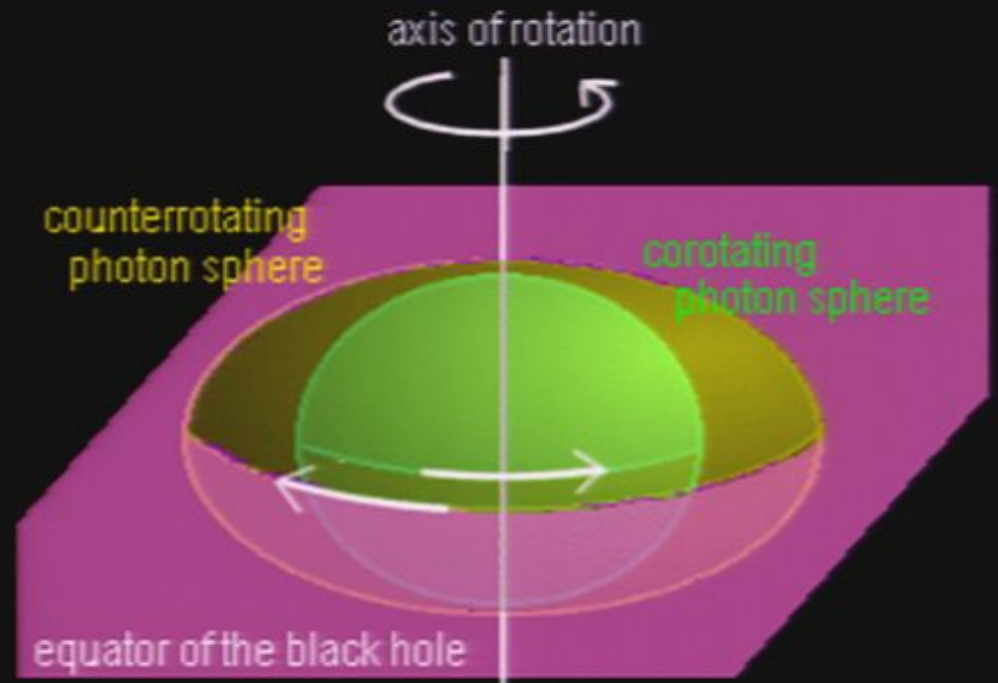
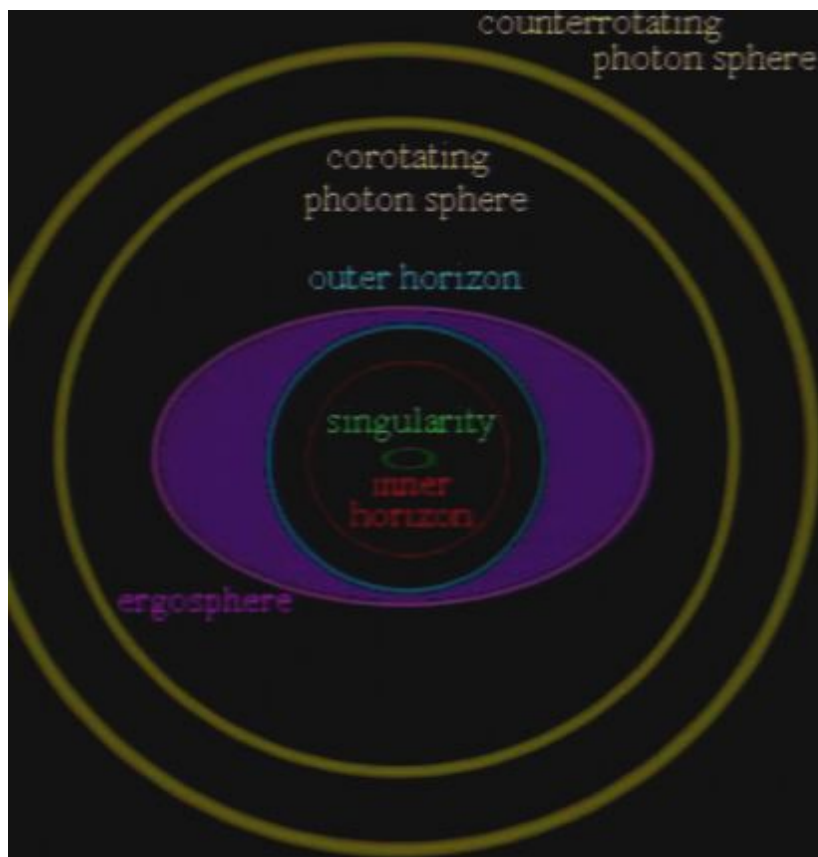


# Reissner-Nordström Black Hole

*An electrically Charged Black Hole*

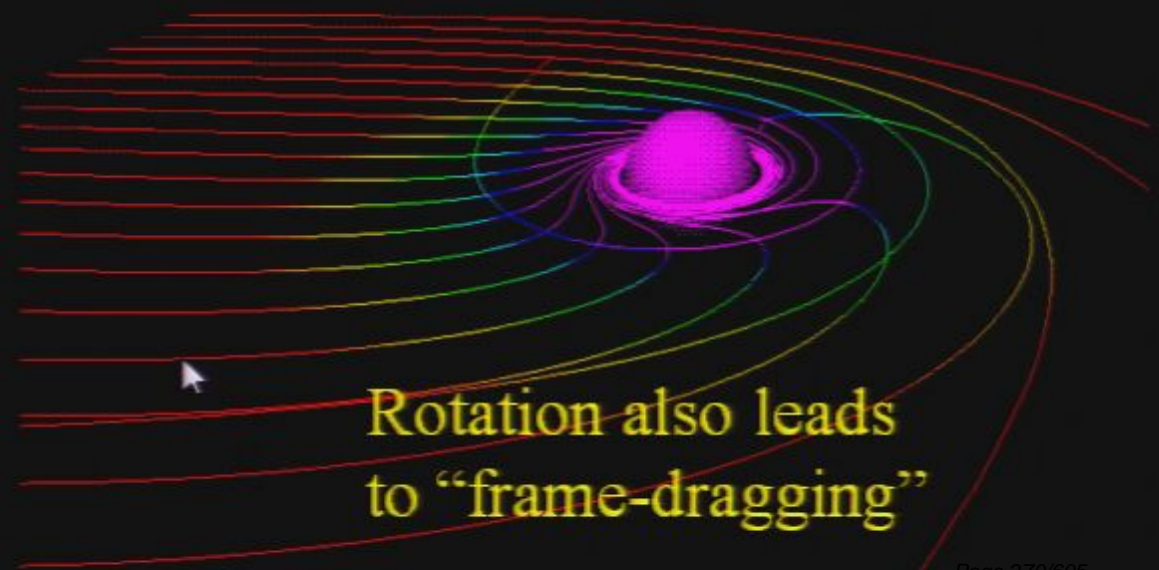


# Rotating Black Holes



$$r_{\text{inner}} = \frac{r_s + \sqrt{r_s^2 + 4 \frac{J}{Mc}}}{2}$$

$$r_{\text{outer}} = \frac{r_s + \sqrt{r_s^2 + 4 \left( \frac{J}{Mc} \cos(\theta) \right)^2}}{2}$$





# A Rotating Black Hole (The Kerr Black Holes)

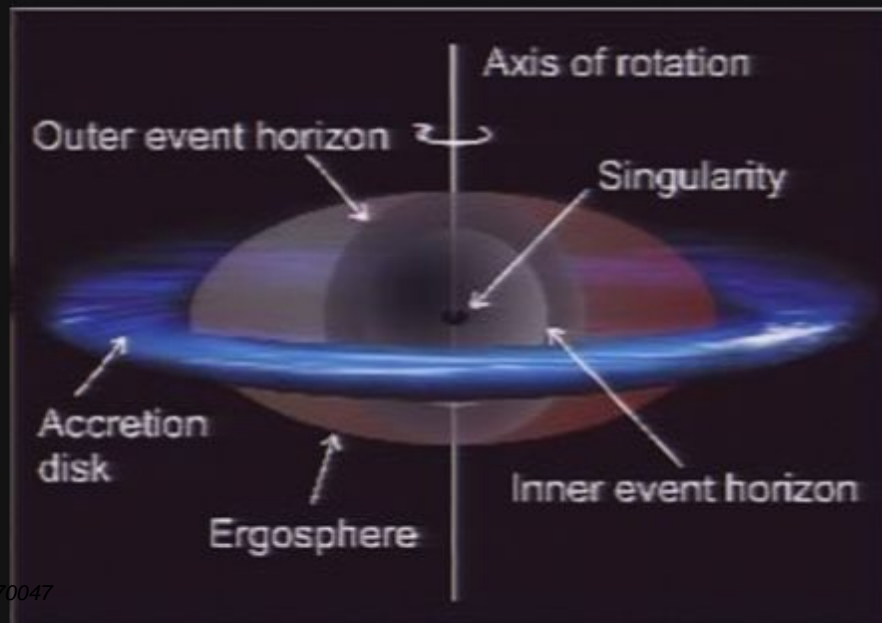

*Why is it called a rotating black hole?  
The event horizon doesn't rotate---it's  
just a boundary-line, Though anything  
inside the **ergosphere** must co-rotate,  
that nothing can remain stationary*



*The Penrose effect  
allows for the black  
hole to lose energy  
from **ergosphere** and  
thus will slow down  
and eventually stop*

# A Rotating Black Hole (The Kerr Black Holes)

*Why is it called a rotating black hole?  
The event horizon doesn't rotate---it's  
just a boundary-line, Though anything  
inside the **ergosphere** must co-rotate,  
that nothing can remain stationary*

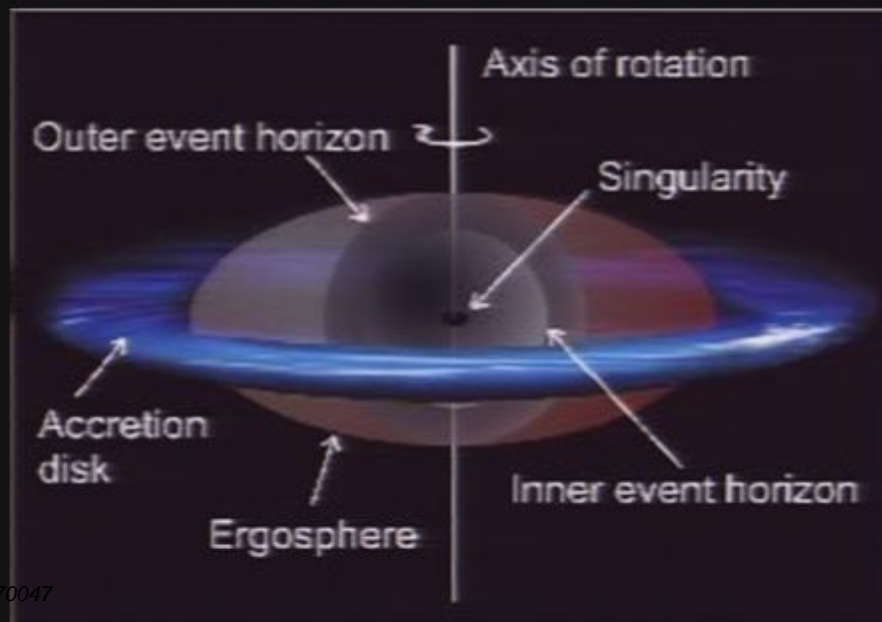



*The Penrose effect  
allows for the black  
hole to lose energy  
from **ergosphere** and  
thus will slow down  
and eventually stop*



# A Rotating Black Hole (The Kerr Black Holes)

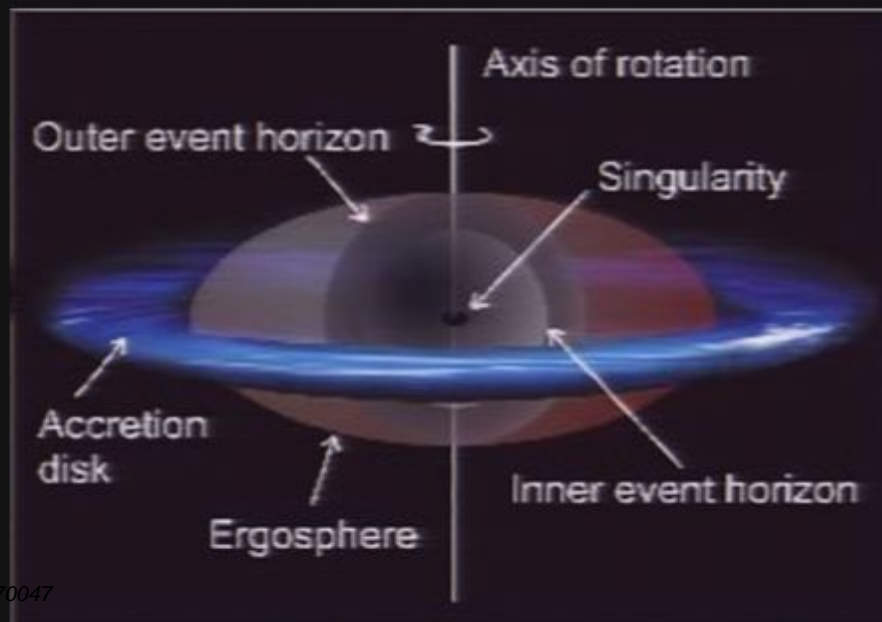
*Why is it called a rotating black hole?  
The event horizon doesn't rotate---it's  
just a boundary-line, Though anything  
inside the **ergosphere** must co-rotate,  
that nothing can remain stationary*



*The Penrose effect  
allows for the black  
hole to lose energy  
from **ergosphere** and  
thus will slow down  
and eventually stop*

# A Rotating Black Hole (The Kerr Black Holes)

*Why is it called a rotating black hole?  
The event horizon doesn't rotate---it's  
just a boundary-line, Though anything  
inside the **ergosphere** must co-rotate,  
that nothing can remain stationary*

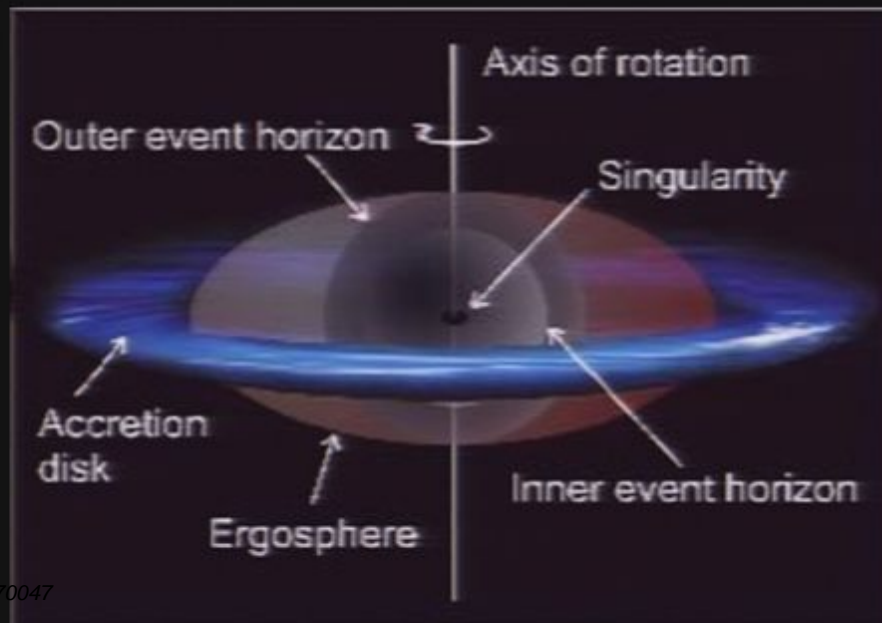



*The Penrose effect  
allows for the black  
hole to lose energy  
from **ergosphere** and  
thus will slow down  
and eventually stop*



# A Rotating Black Hole (The Kerr Black Holes)

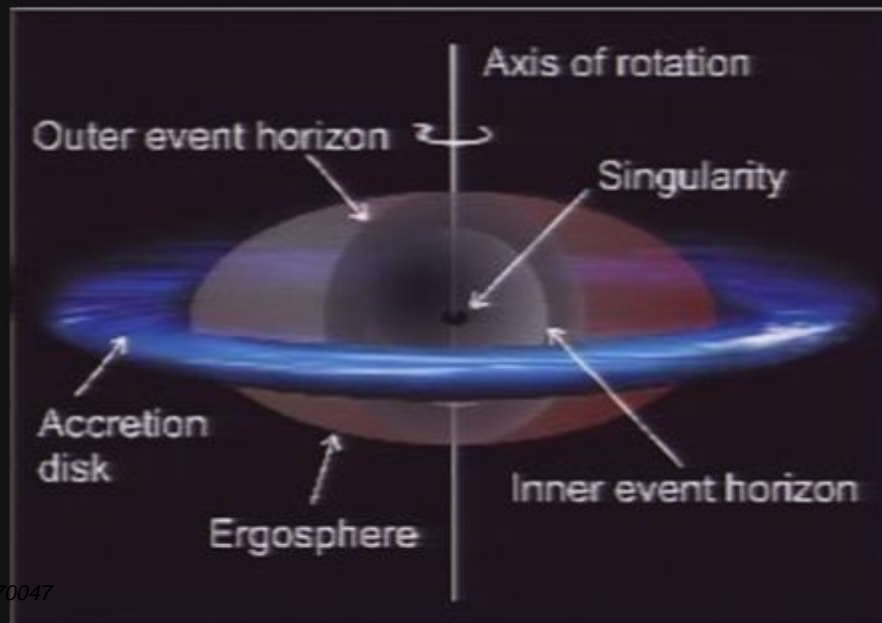

*Why is it called a rotating black hole?  
The event horizon doesn't rotate---it's  
just a boundary-line, Though anything  
inside the **ergosphere** must co-rotate,  
that nothing can remain stationary*



*The Penrose effect  
allows for the black  
hole to lose energy  
from **ergosphere** and  
thus will slow down  
and eventually stop*

# A Rotating Black Hole (The Kerr Black Holes)

*Why is it called a rotating black hole?  
The event horizon doesn't rotate---it's  
just a boundary-line, Though anything  
inside the **ergosphere** must co-rotate,  
that nothing can remain stationary*

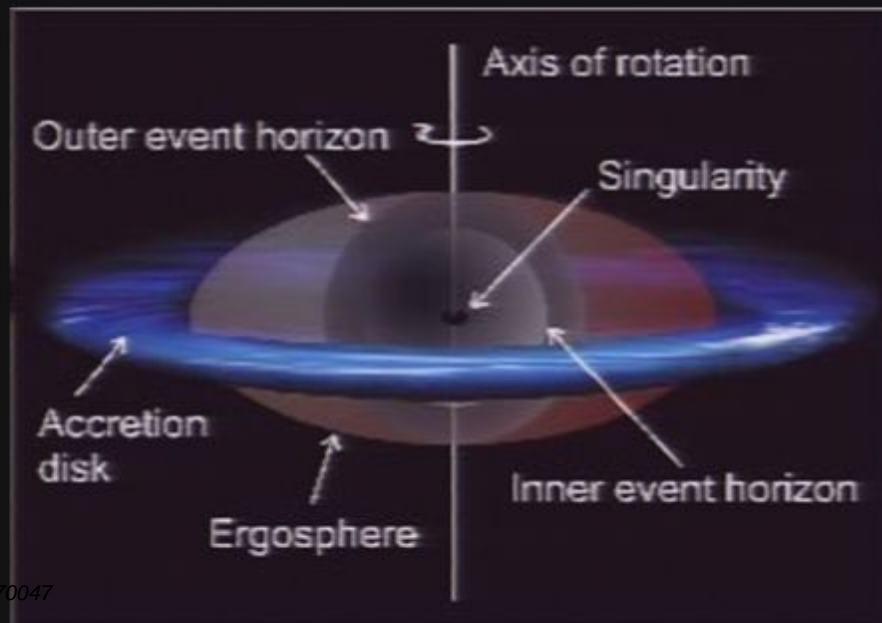
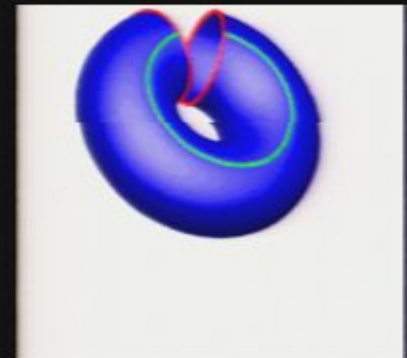


*The Penrose effect  
allows for the black  
hole to lose energy  
from **ergosphere** and  
thus will slow down  
and eventually stop*



# A Rotating Black Hole (The Kerr Black Holes)

*Why is it called a rotating black hole?  
The event horizon doesn't rotate---it's  
just a boundary-line, Though anything  
inside the **ergosphere** must co-rotate,  
that nothing can remain stationary*

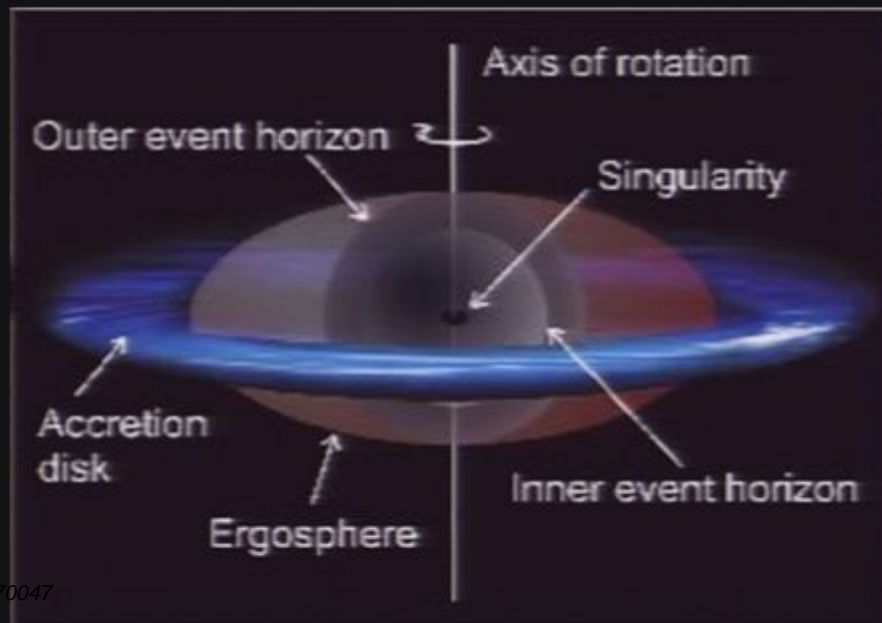
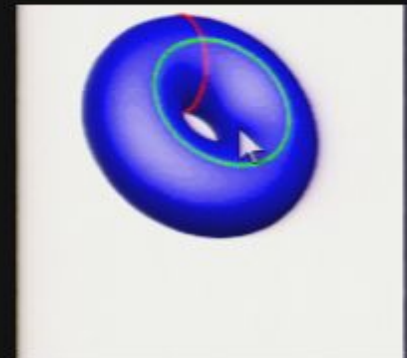


*The Penrose effect  
allows for the black  
hole to lose energy  
from **ergosphere** and  
thus will slow down  
and eventually stop*



# A Rotating Black Hole (The Kerr Black Holes)

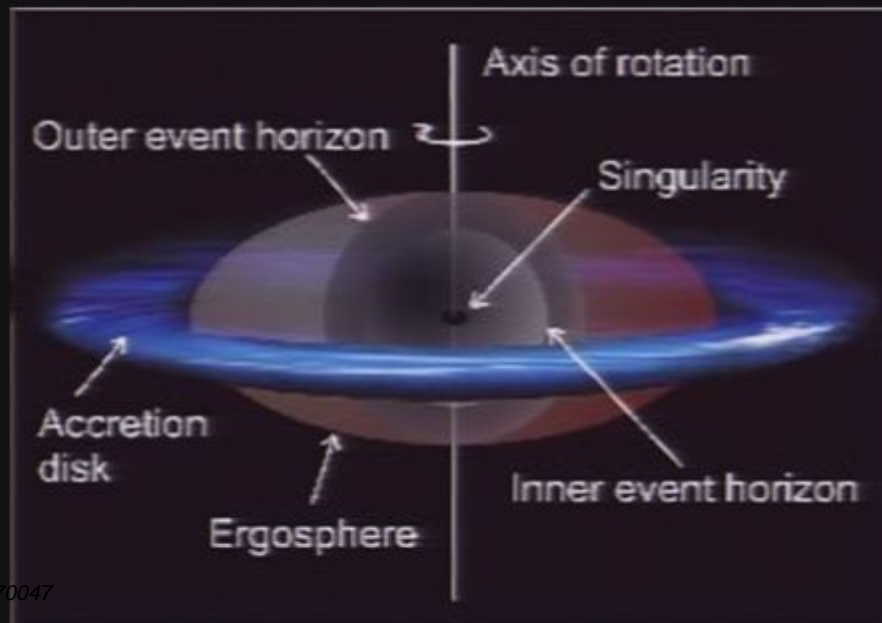
*Why is it called a rotating black hole?  
The event horizon doesn't rotate---it's  
just a boundary-line, Though anything  
inside the **ergosphere** must co-rotate,  
that nothing can remain stationary*



*The Penrose effect  
allows for the black  
hole to lose energy  
from **ergosphere** and  
thus will slow down  
and eventually stop*

# A Rotating Black Hole (The Kerr Black Holes)

*Why is it called a rotating black hole?  
The event horizon doesn't rotate---it's  
just a boundary-line, Though anything  
inside the **ergosphere** must co-rotate,  
that nothing can remain stationary*

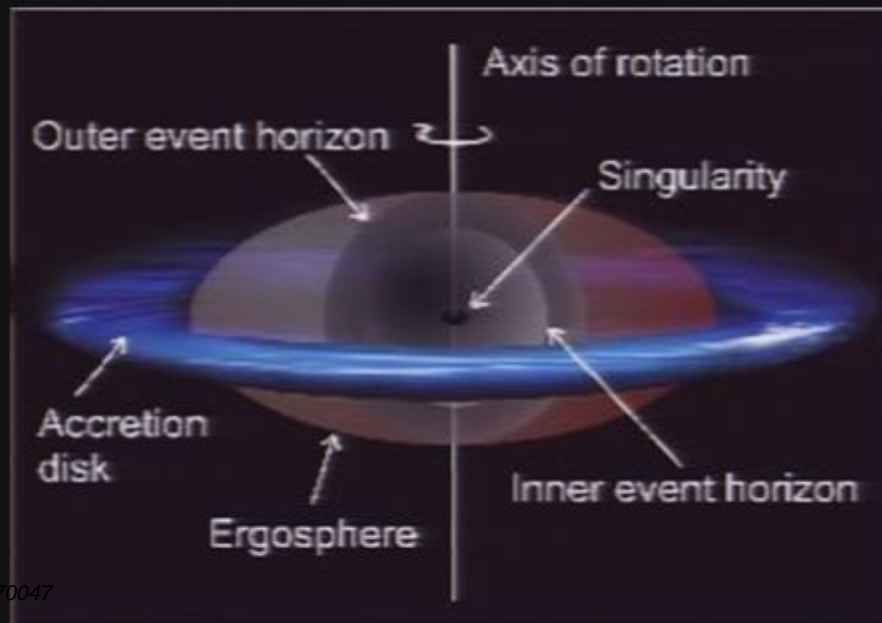



*The Penrose effect  
allows for the black  
hole to lose energy  
from **ergosphere** and  
thus will slow down  
and eventually stop*



# A Rotating Black Hole (The Kerr Black Holes)

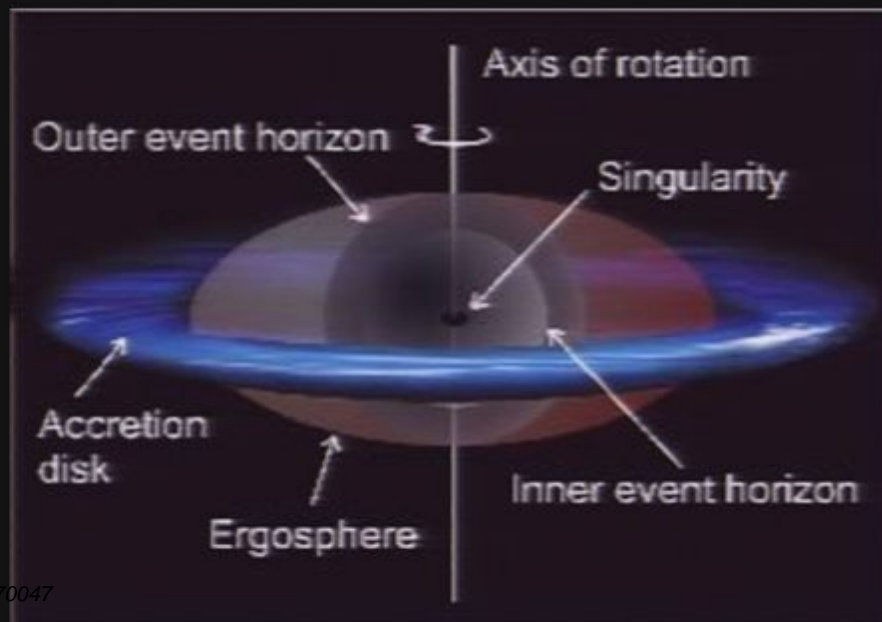
*Why is it called a rotating black hole?  
The event horizon doesn't rotate---it's  
just a boundary-line, Though anything  
inside the **ergosphere** must co-rotate,  
that nothing can remain stationary*



*The Penrose effect  
allows for the black  
hole to lose energy  
from **ergosphere** and  
thus will slow down  
and eventually stop*

# A Rotating Black Hole (The Kerr Black Holes)

*Why is it called a rotating black hole?  
The event horizon doesn't rotate---it's  
just a boundary-line, Though anything  
inside the **ergosphere** must co-rotate,  
that nothing can remain stationary*

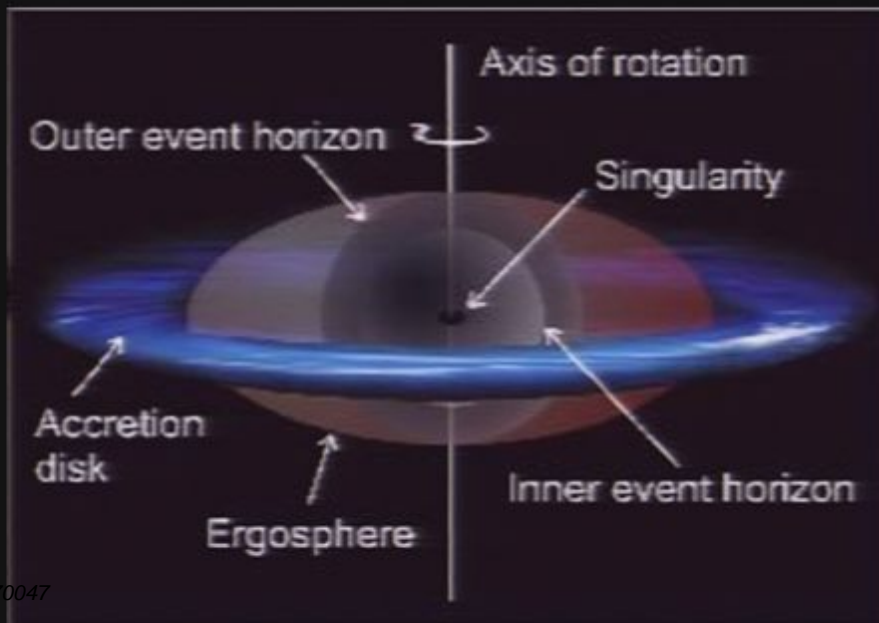


*The Penrose effect  
allows for the black  
hole to lose energy  
from **ergosphere** and  
thus will slow down  
and eventually stop*



# A Rotating Black Hole (The Kerr Black Holes)

*Why is it called a rotating black hole?  
The event horizon doesn't rotate---it's  
just a boundary-line, Though anything  
inside the **ergosphere** must co-rotate,  
that nothing can remain stationary*

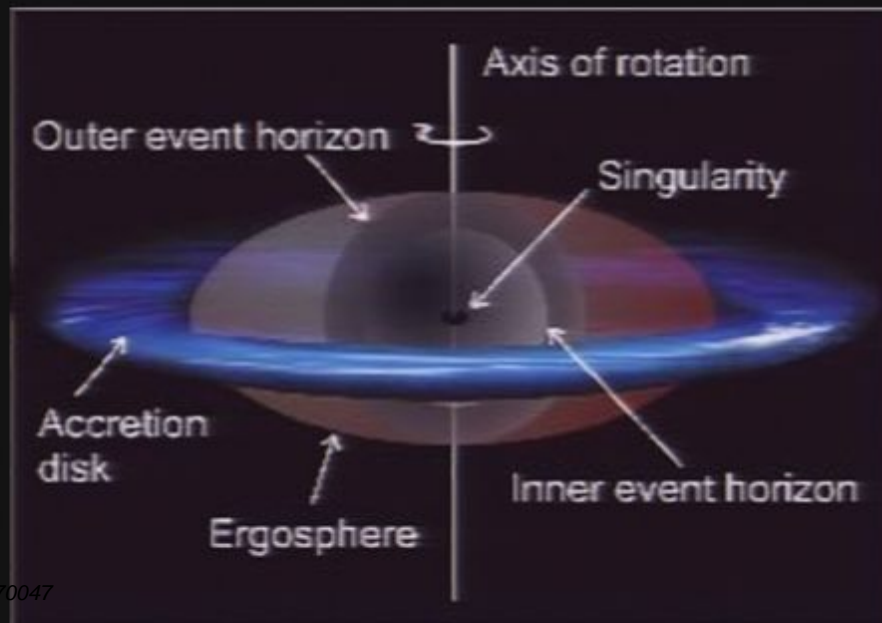



*The Penrose effect  
allows for the black  
hole to lose energy  
from **ergosphere** and  
thus will slow down  
and eventually stop*



# A Rotating Black Hole (The Kerr Black Holes)

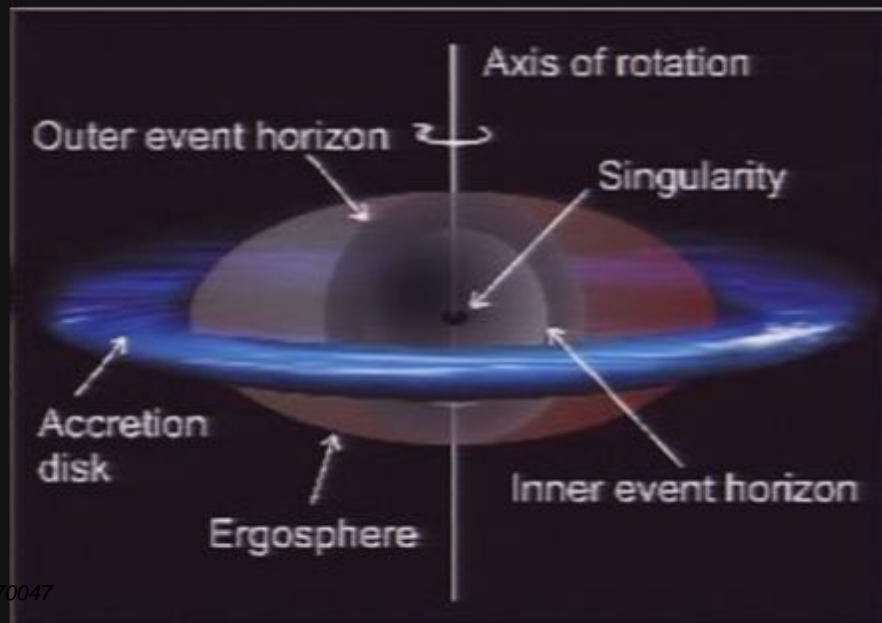

*Why is it called a rotating black hole?  
The event horizon doesn't rotate---it's  
just a boundary-line, Though anything  
inside the **ergosphere** must co-rotate,  
that nothing can remain stationary*



*The Penrose effect  
allows for the black  
hole to lose energy  
from **ergosphere** and  
thus will slow down  
and eventually stop*

# A Rotating Black Hole (The Kerr Black Holes)

*Why is it called a rotating black hole?  
The event horizon doesn't rotate---it's  
just a boundary-line, Though anything  
inside the **ergosphere** must co-rotate,  
that nothing can remain stationary*

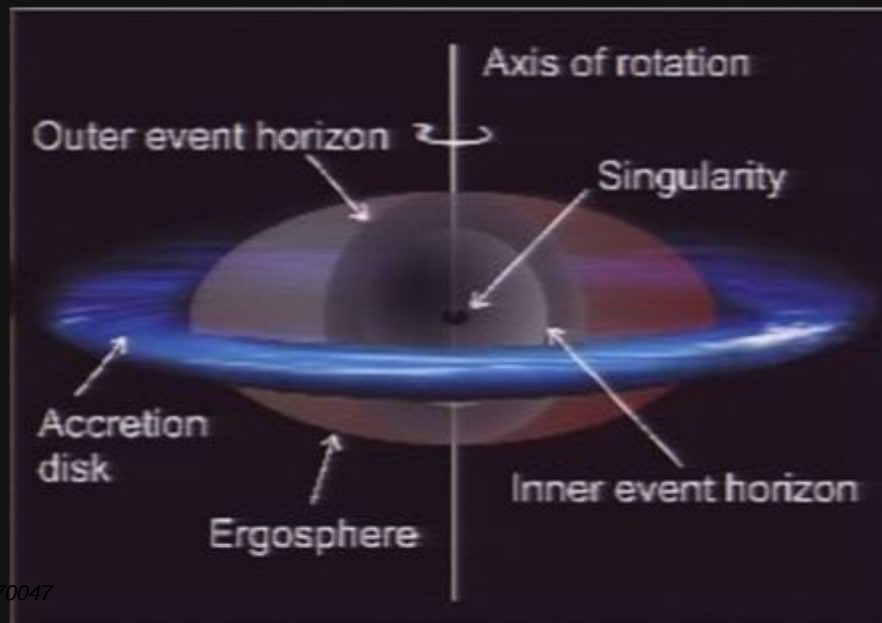
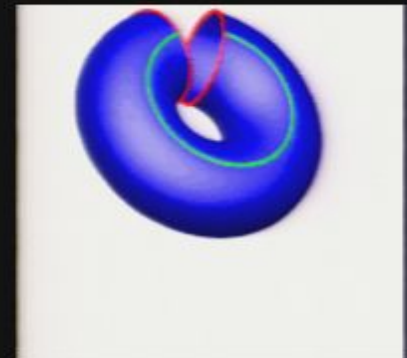


*The Penrose effect  
allows for the black  
hole to lose energy  
from **ergosphere** and  
thus will slow down  
and eventually stop*



# A Rotating Black Hole (The Kerr Black Holes)

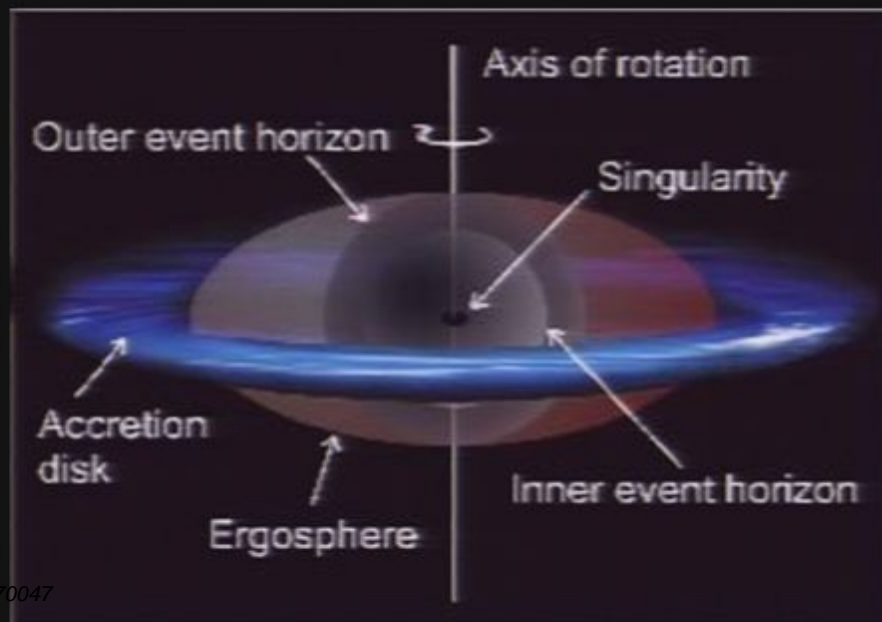

*Why is it called a rotating black hole?  
The event horizon doesn't rotate---it's  
just a boundary-line, Though anything  
inside the **ergosphere** must co-rotate,  
that nothing can remain stationary*



*The Penrose effect  
allows for the black  
hole to lose energy  
from **ergosphere** and  
thus will slow down  
and eventually stop*

# A Rotating Black Hole (The Kerr Black Holes)

*Why is it called a rotating black hole?  
The event horizon doesn't rotate---it's  
just a boundary-line, Though anything  
inside the **ergosphere** must co-rotate,  
that nothing can remain stationary*

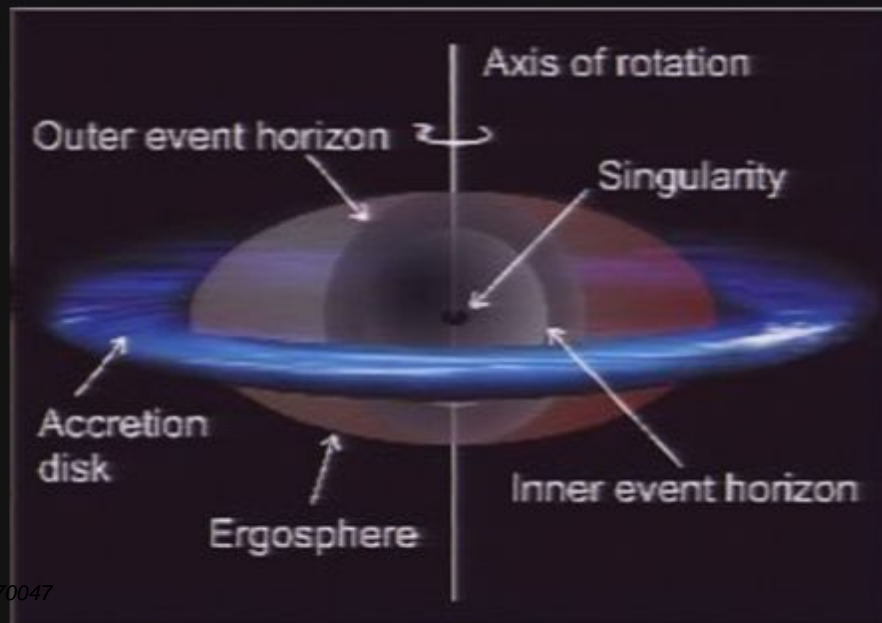


*The Penrose effect  
allows for the black  
hole to lose energy  
from **ergosphere** and  
thus will slow down  
and eventually stop*



# A Rotating Black Hole (The Kerr Black Holes)

*Why is it called a rotating black hole?  
The event horizon doesn't rotate---it's  
just a boundary-line, Though anything  
inside the **ergosphere** must co-rotate,  
that nothing can remain stationary*

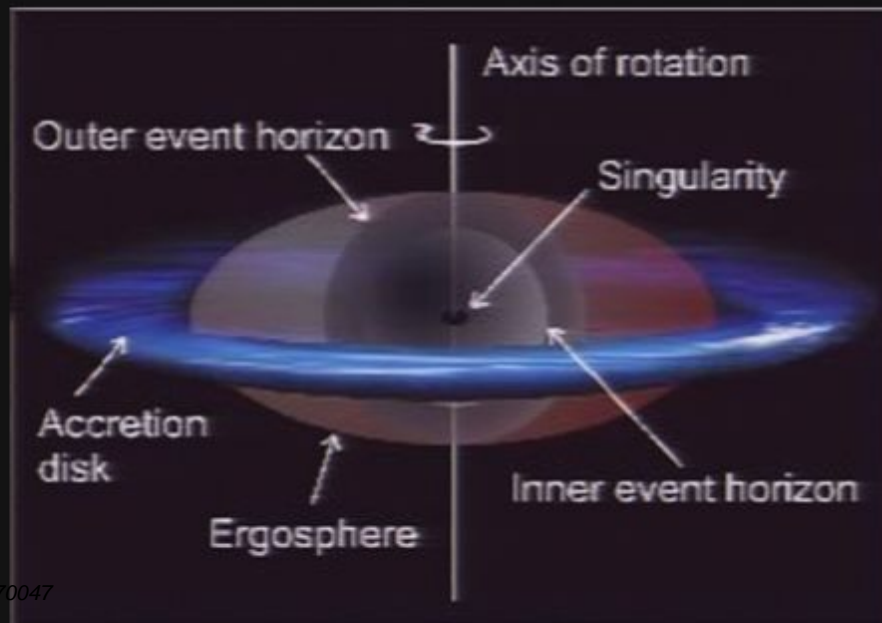



*The Penrose effect  
allows for the black  
hole to lose energy  
from **ergosphere** and  
thus will slow down  
and eventually stop*



# A Rotating Black Hole (The Kerr Black Holes)

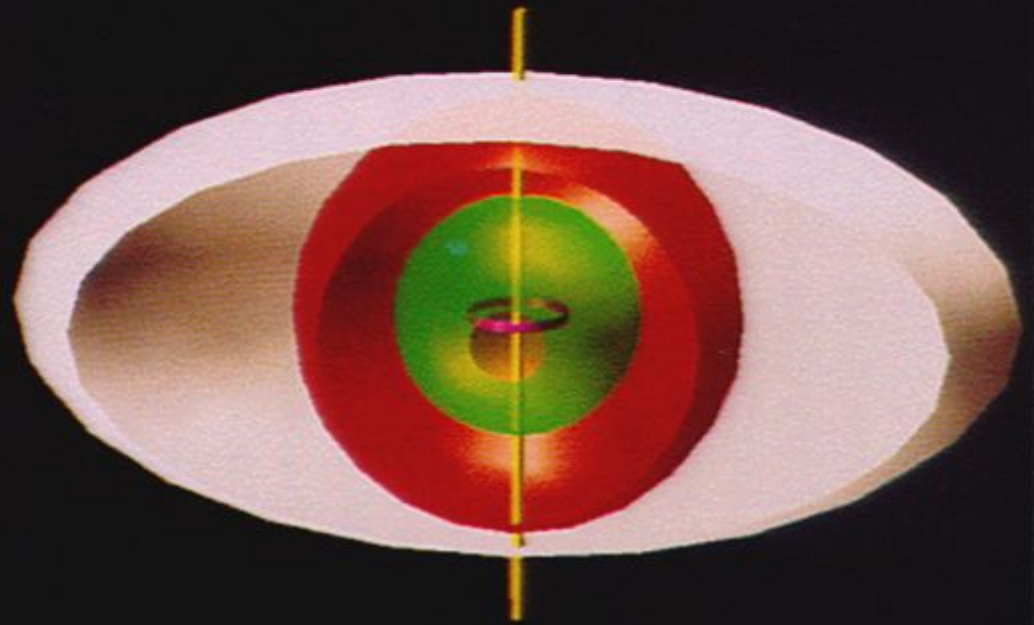
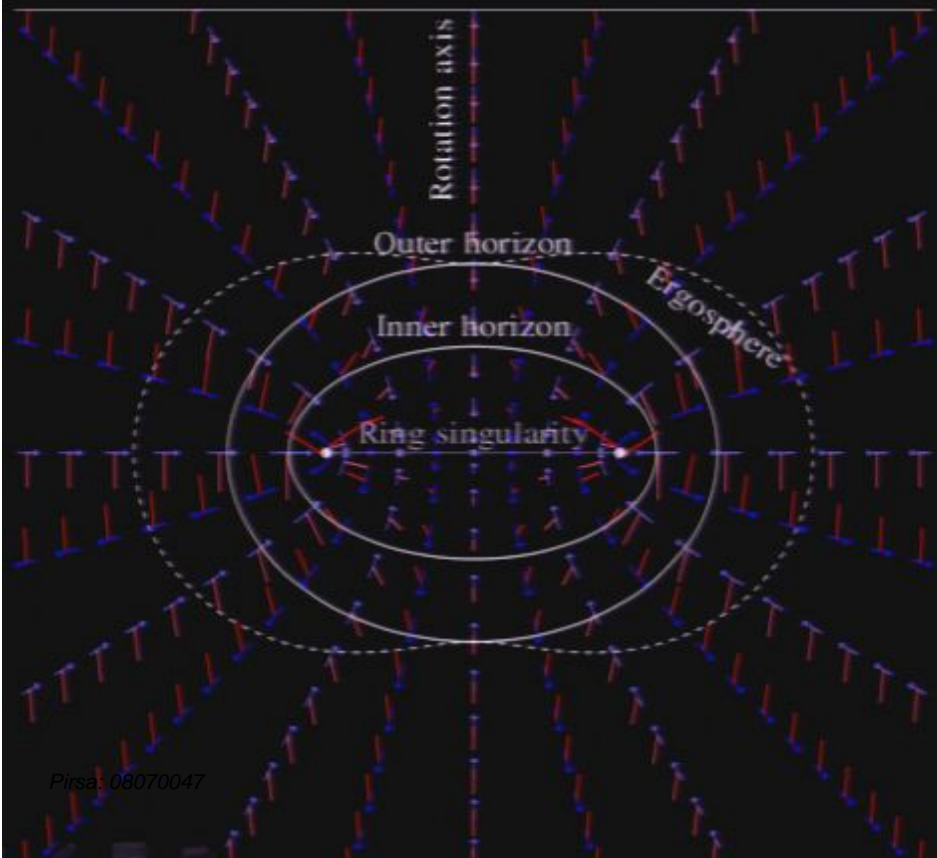
*Why is it called a rotating black hole?  
The event horizon doesn't rotate---it's  
just a boundary-line, Though anything  
inside the **ergosphere** must co-rotate,  
that nothing can remain stationary*



*The Penrose effect  
allows for the black  
hole to lose energy  
from **ergosphere** and  
thus will slow down  
and eventually stop*

# Kerr-Newman Black Hole

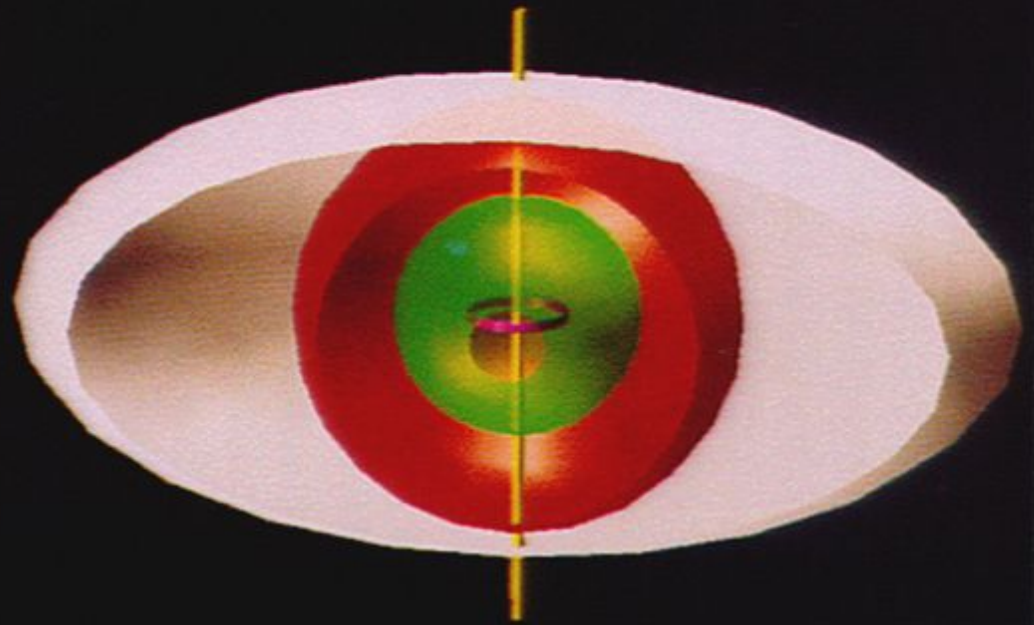
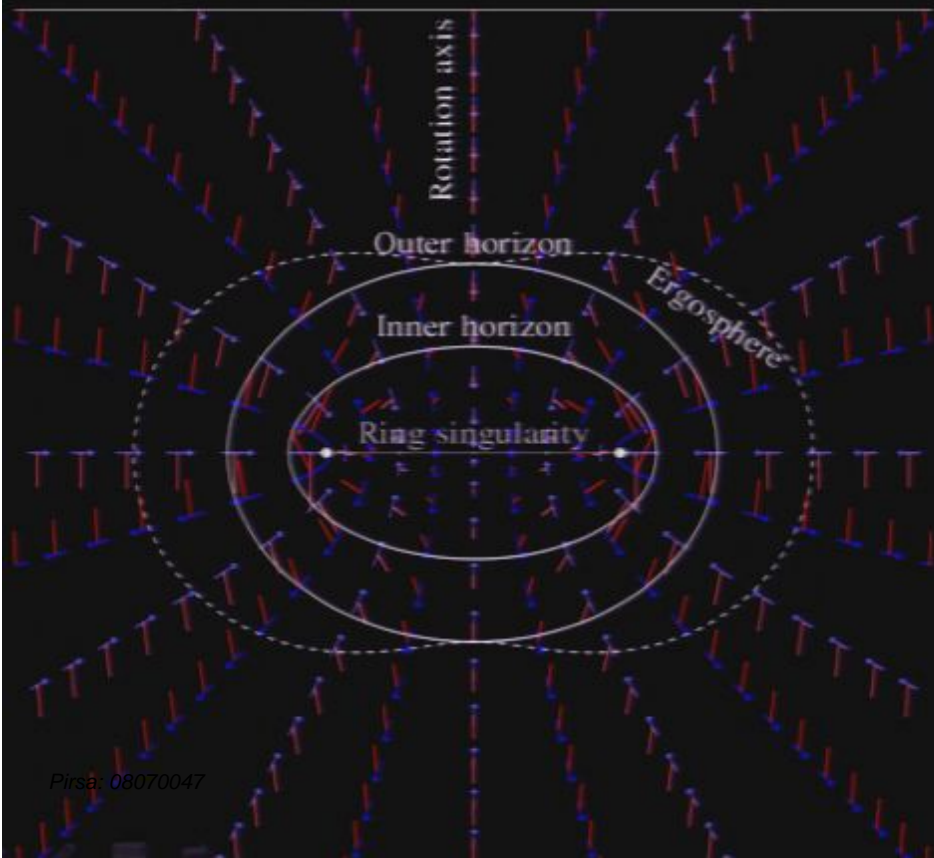
*Same Structure as Kerr Black Hole. But now it has a charge as well as a rotation. This type of Black hole is not a stable configuration.*





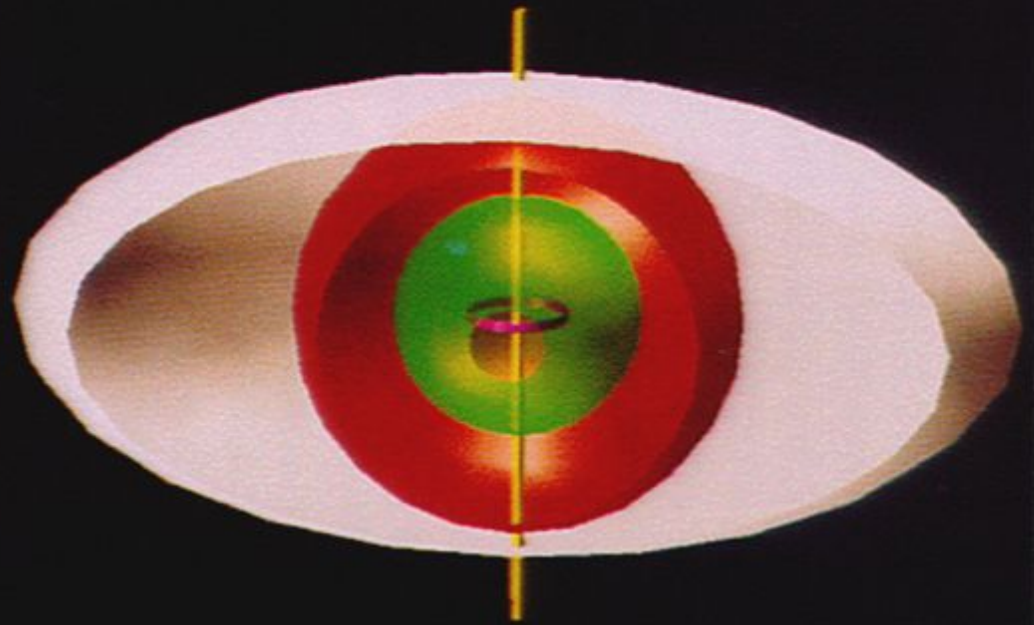
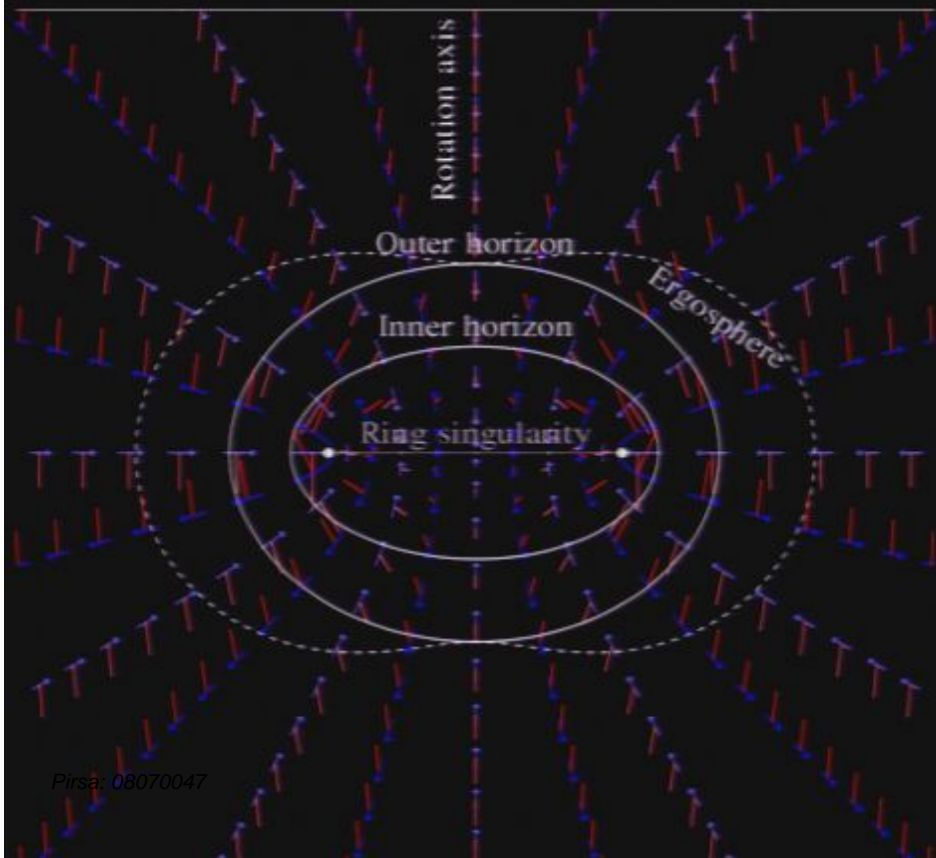
# Kerr-Newman Black Hole

*Same Structure as Kerr Black Hole. But now it has a charge as well as a rotation. This type of Black hole is not a stable configuration.*



# Kerr-Newman Black Hole

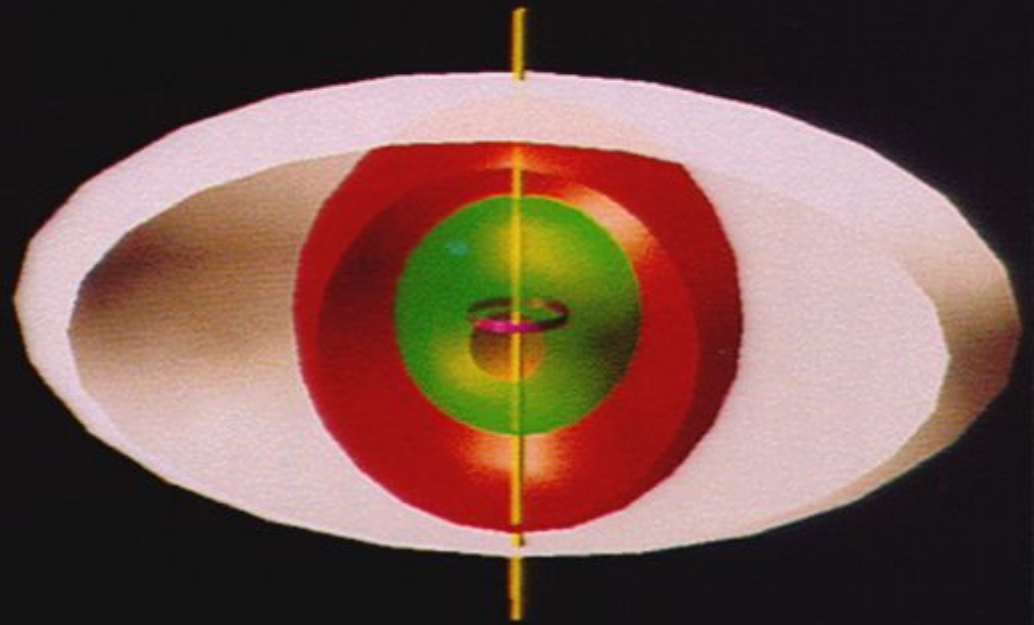
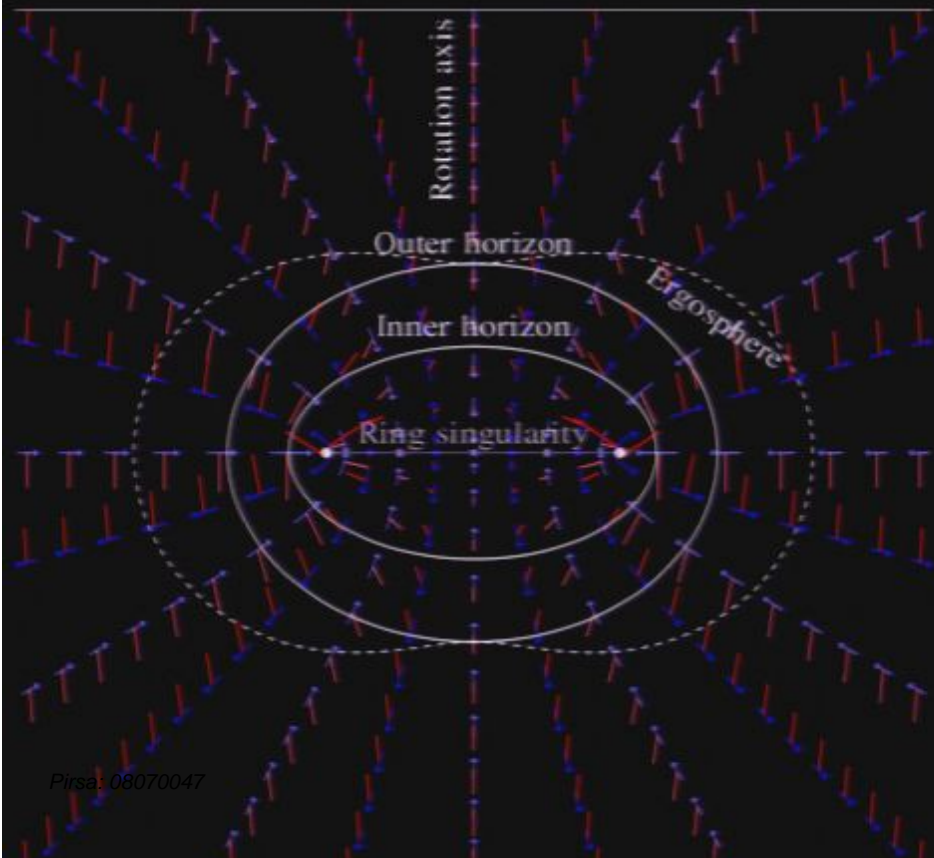
*Same Structure as Kerr Black Hole. But now it has a charge as well as a rotation. This type of Black hole is not a stable configuration.*





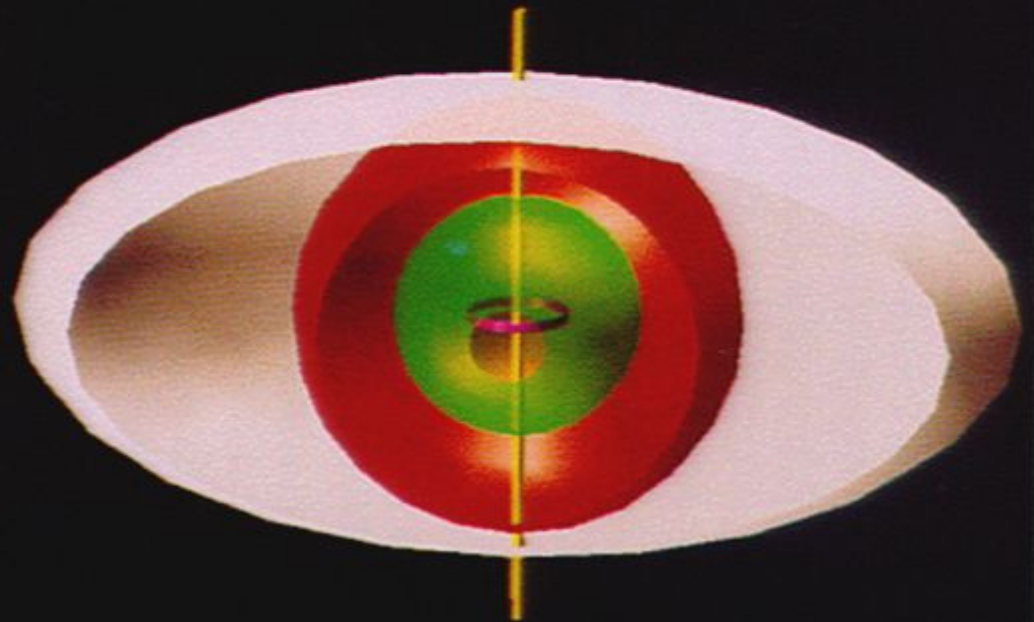

# Kerr-Newman Black Hole

*Same Structure as Kerr Black Hole. But now it has a charge as well as a rotation. This type of Black hole is not a stable configuration.*



# Kerr-Newman Black Hole

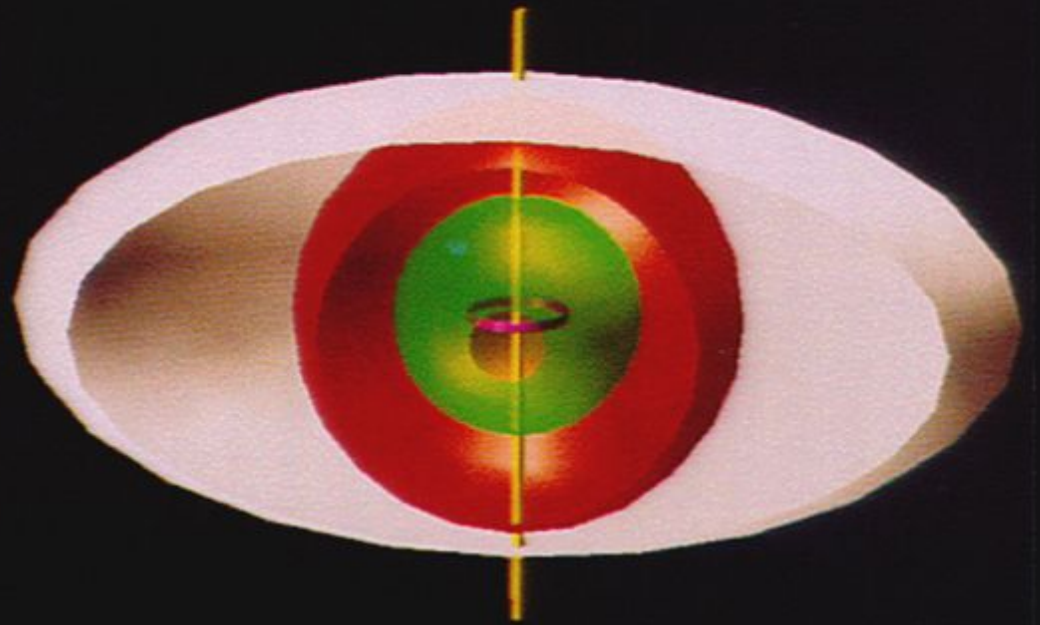
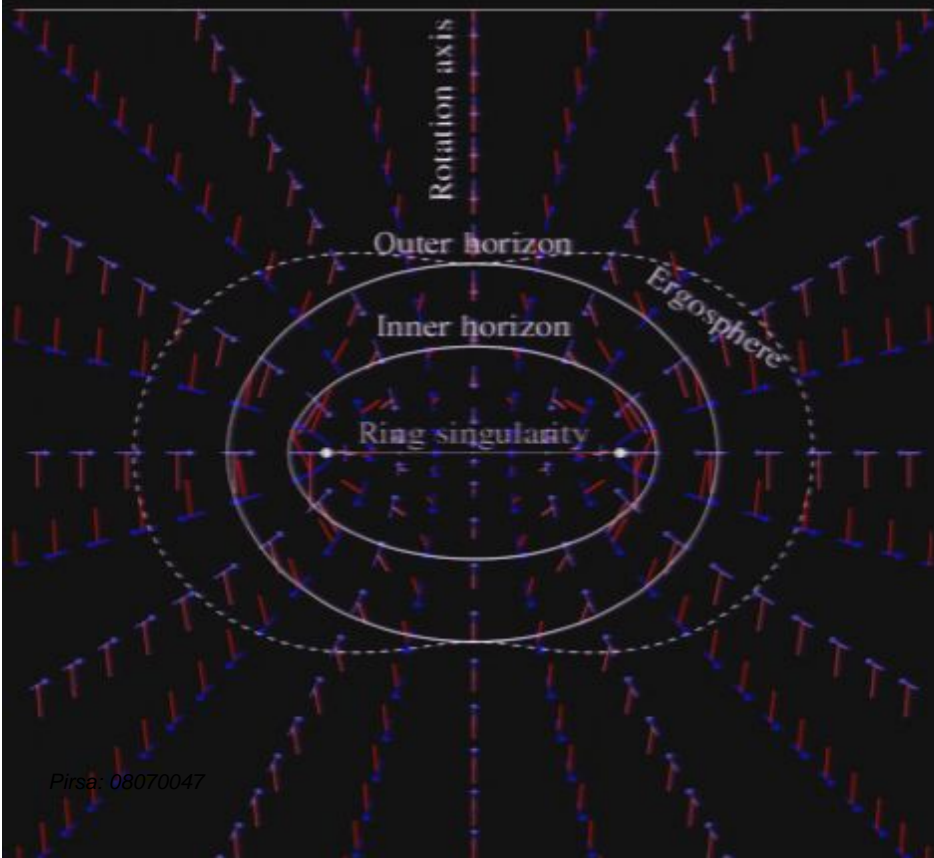
*Same Structure as Kerr Black Hole. But now it has a charge as well as a rotation. This type of Black hole is not a stable configuration.*





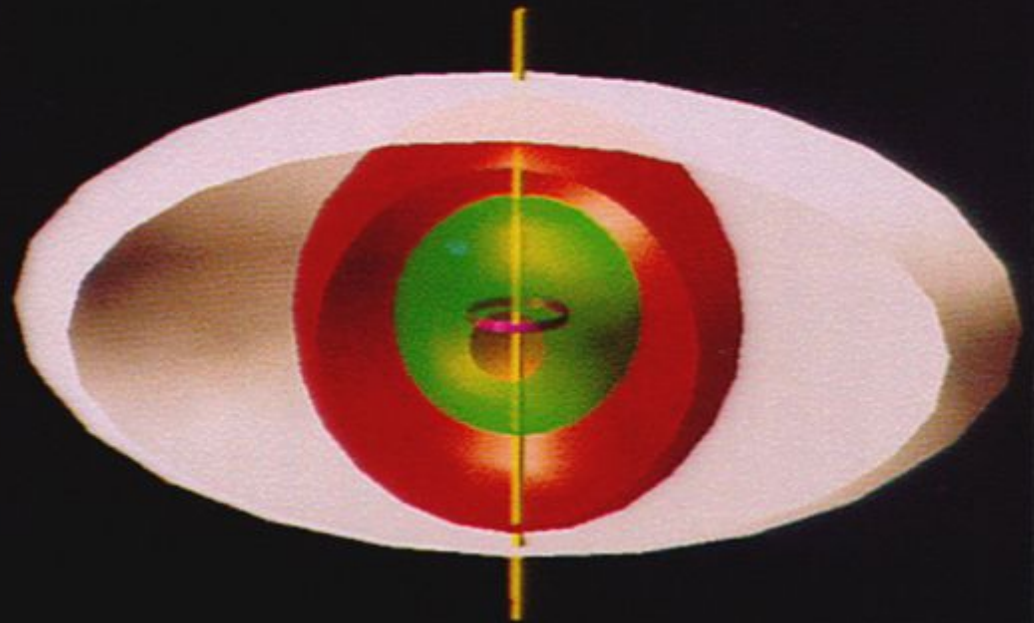
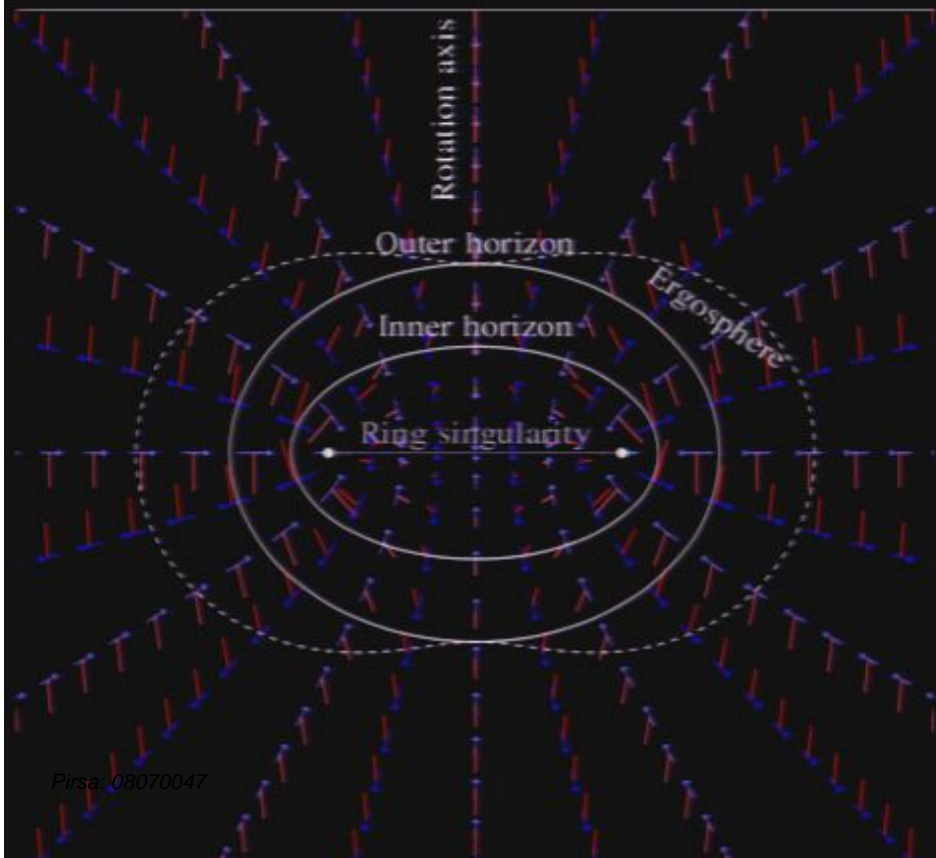
# Kerr-Newman Black Hole

*Same Structure as Kerr Black Hole. But now it has a charge as well as a rotation. This type of Black hole is not a stable configuration.*



# Kerr-Newman Black Hole

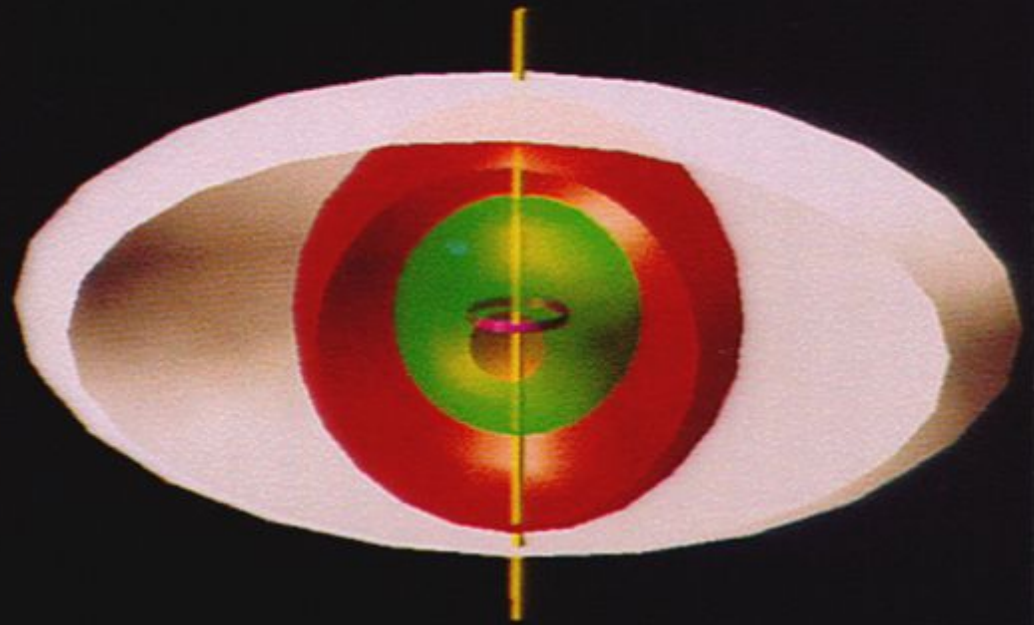
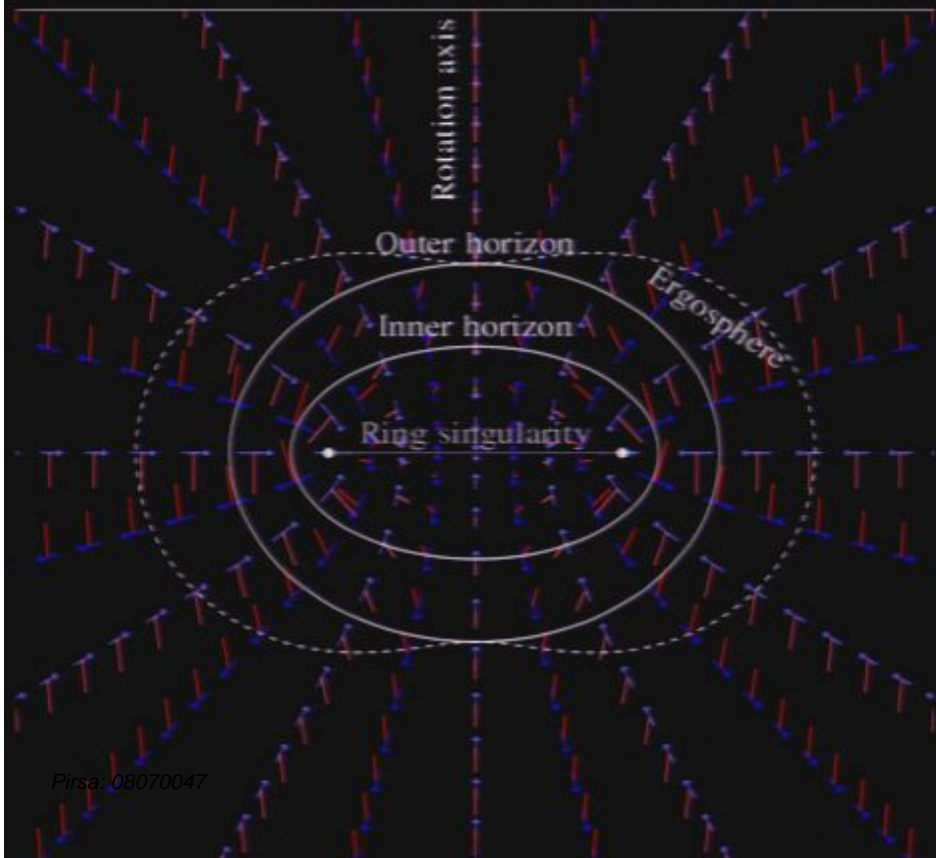
*Same Structure as Kerr Black Hole. But now it has a charge as well as a rotation. This type of Black hole is not a stable configuration.*





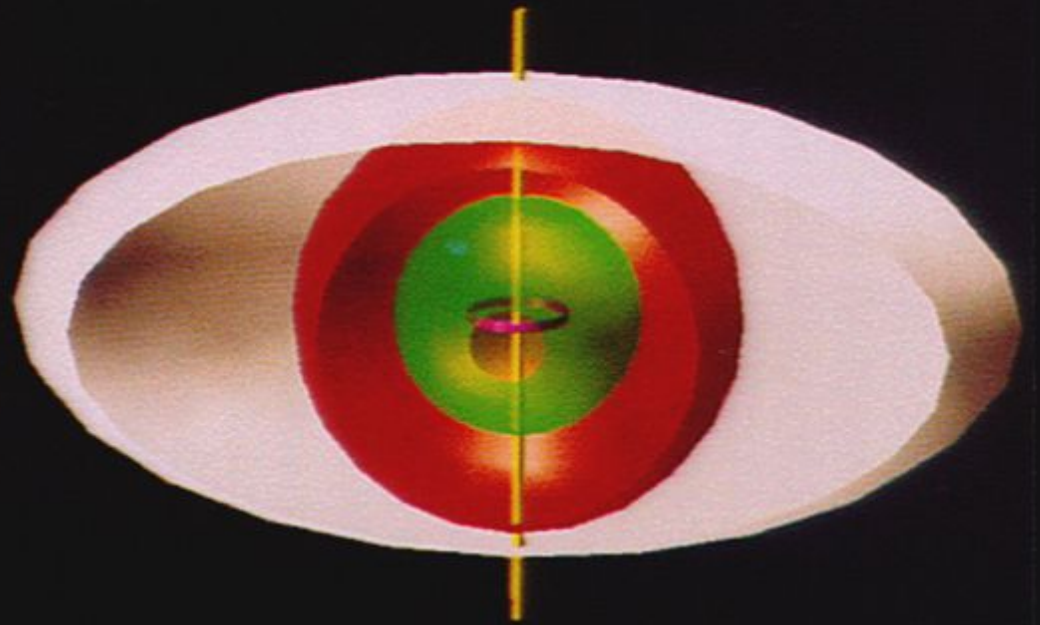
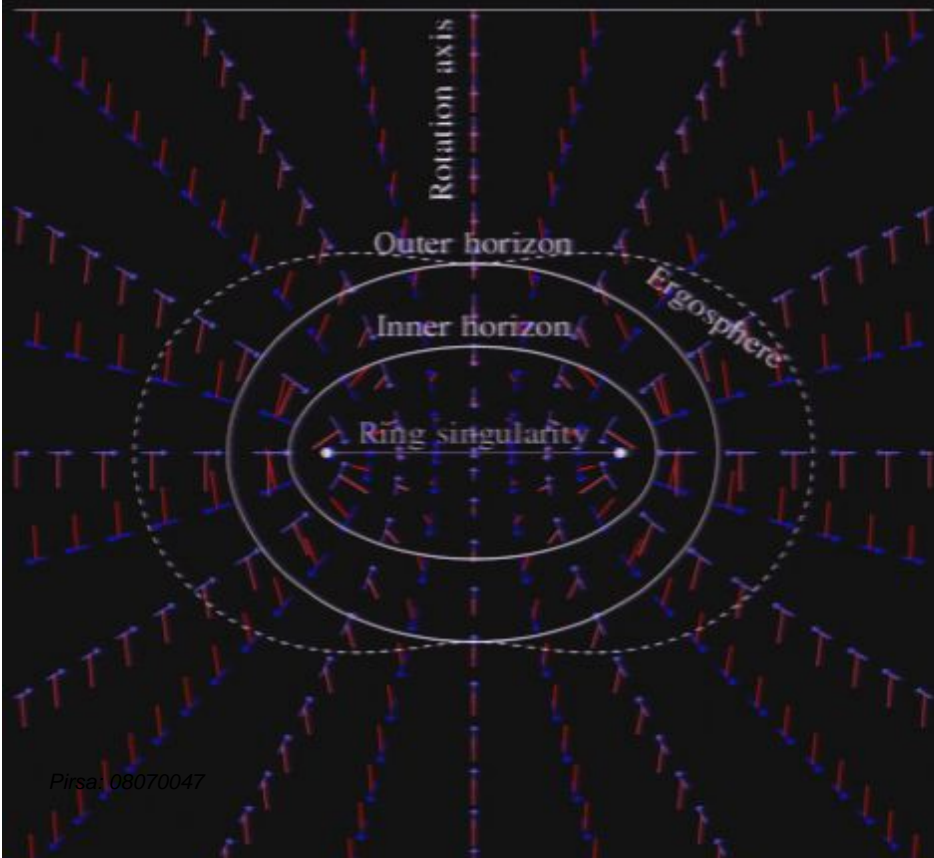
# Kerr-Newman Black Hole

*Same Structure as Kerr Black Hole. But now it has a charge as well as a rotation. This type of Black hole is not a stable configuration.*



# Kerr-Newman Black Hole

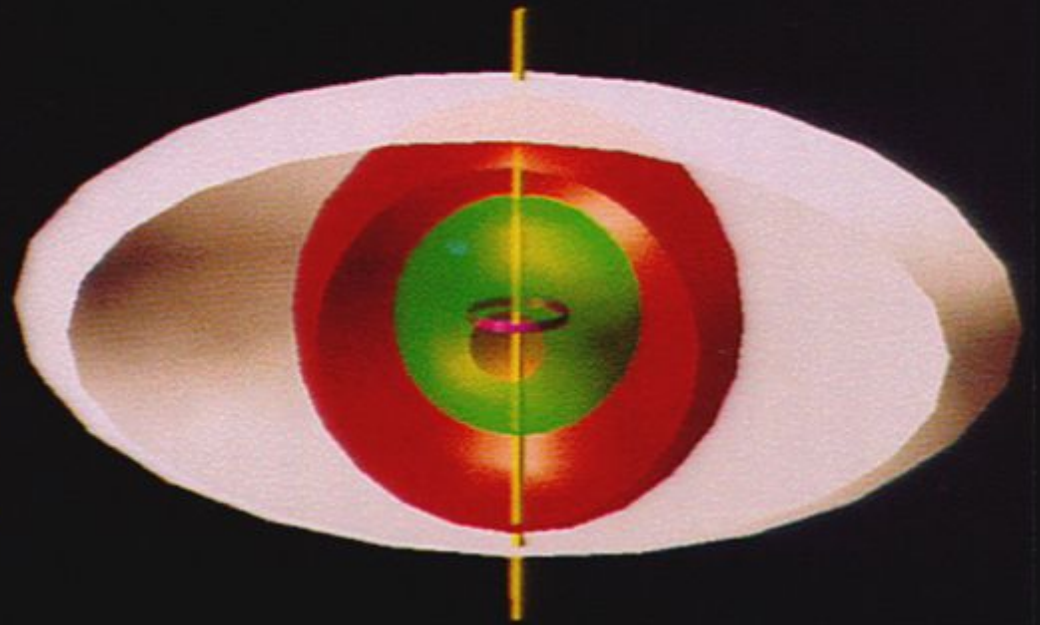
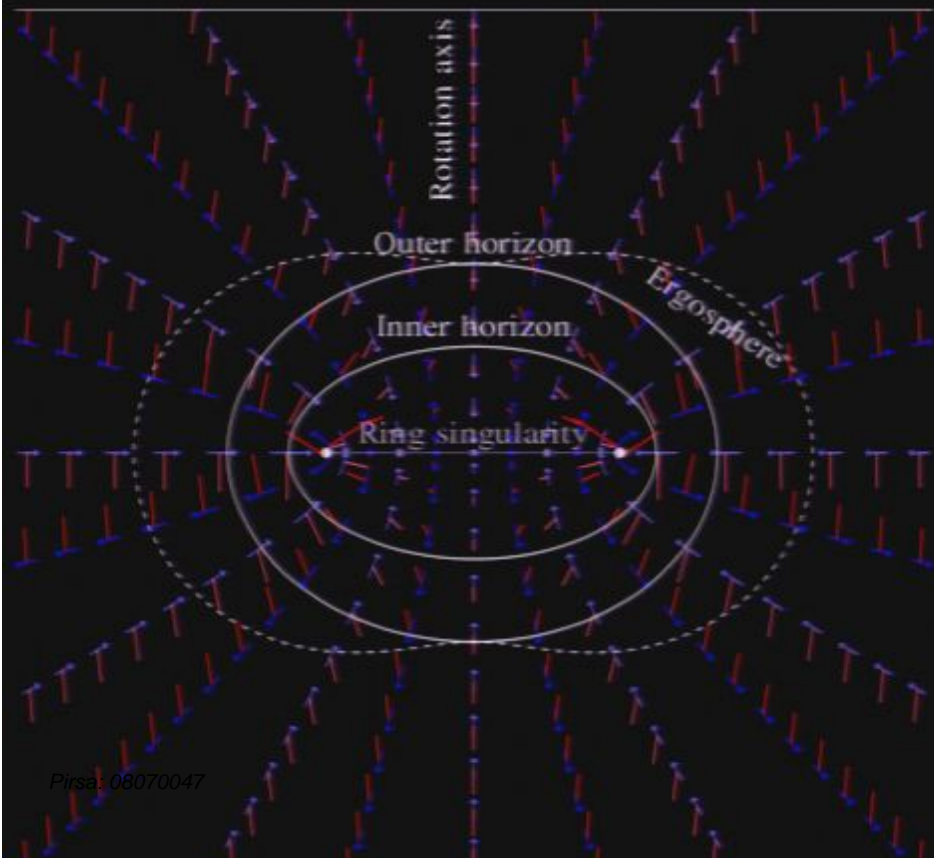
*Same Structure as Kerr Black Hole. But now it has a charge as well as a rotation. This type of Black hole is not a stable configuration.*





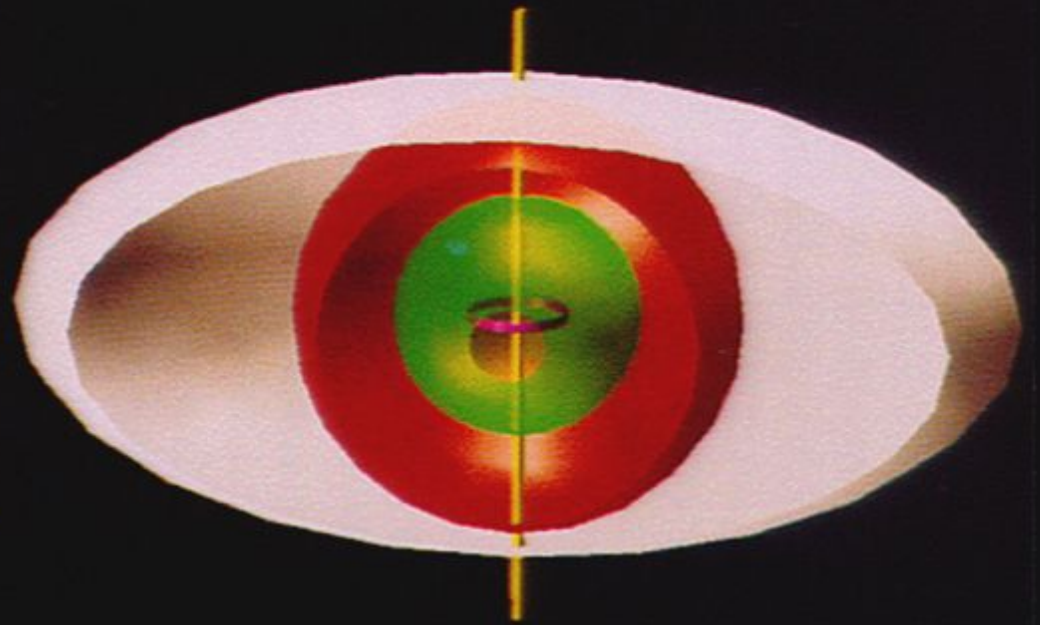
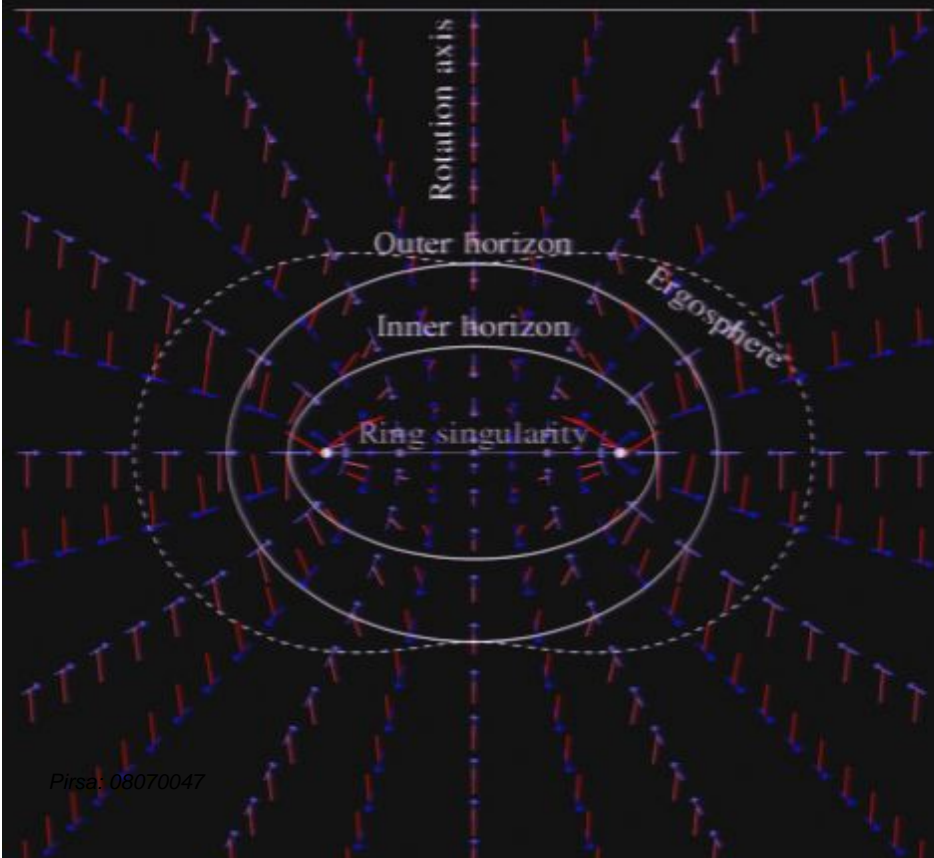
# Kerr-Newman Black Hole

*Same Structure as Kerr Black Hole. But now it has a charge as well as a rotation. This type of Black hole is not a stable configuration.*



# Kerr-Newman Black Hole

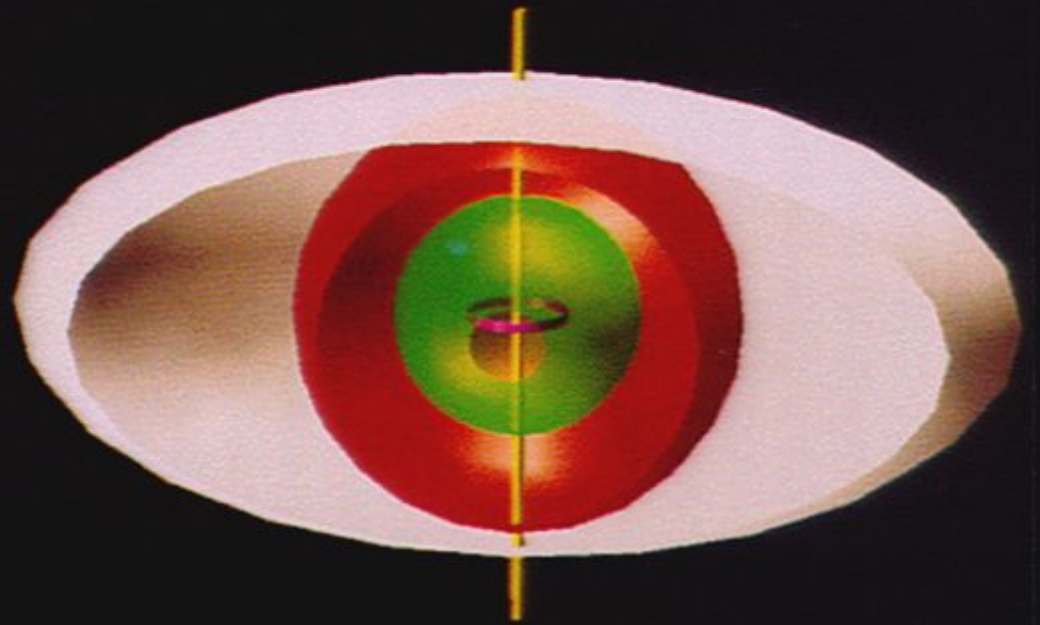
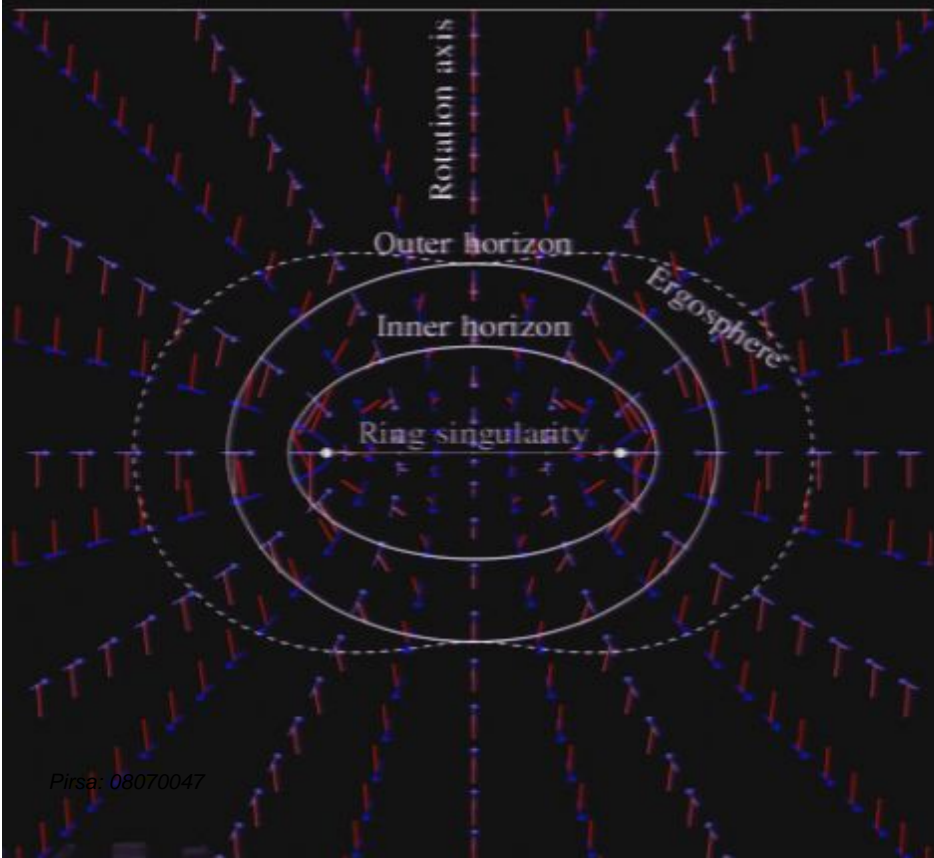
*Same Structure as Kerr Black Hole. But now it has a charge as well as a rotation. This type of Black hole is not a stable configuration.*



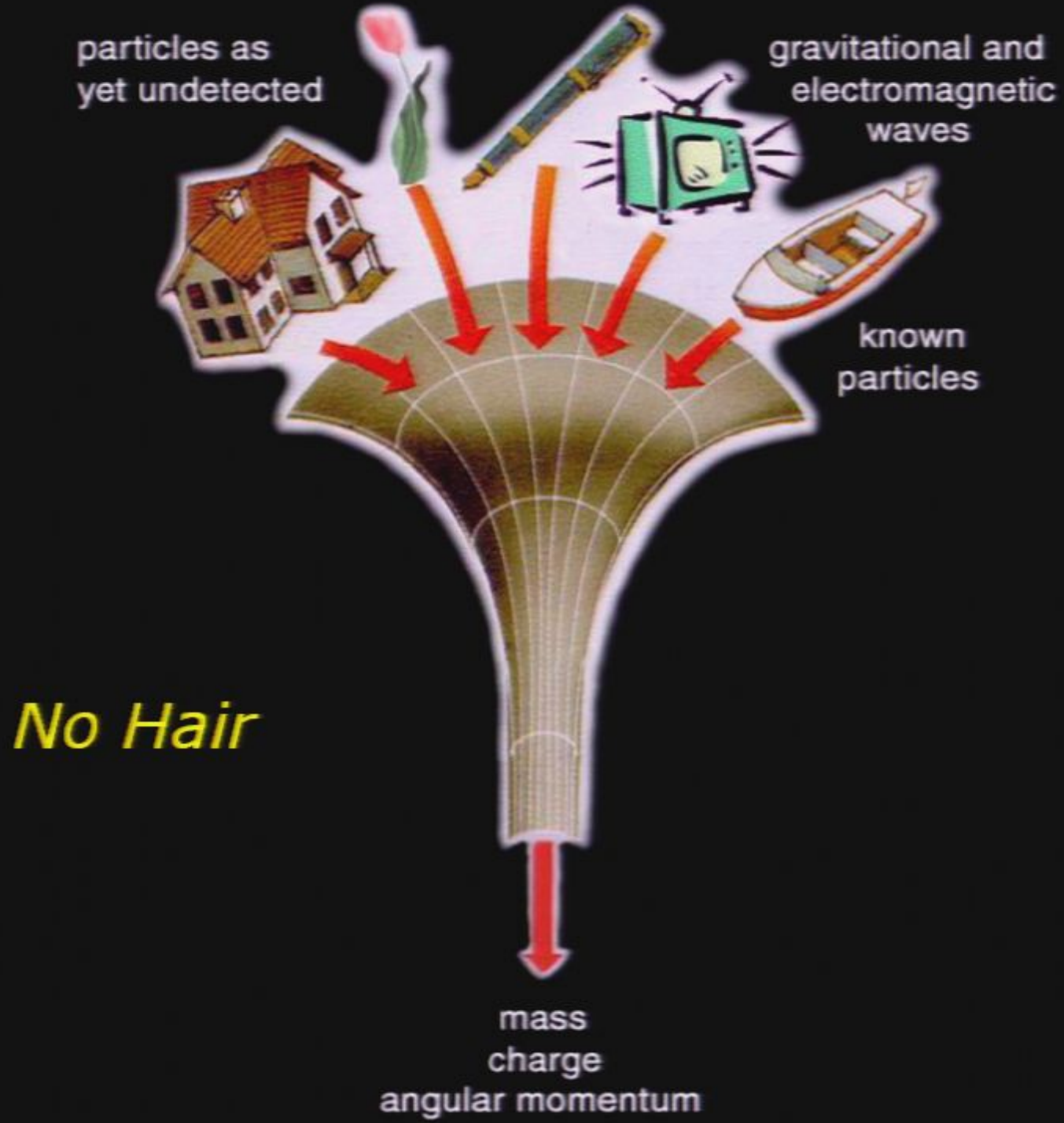


# Kerr-Newman Black Hole

*Same Structure as Kerr Black Hole. But now it has a charge as well as a rotation. This type of Black hole is not a stable configuration.*



*No Hair*



# No-hair theorem (well maybe 3 hairs)

- A black hole has no hair;  
its only 'hair' are its

1. Mass

2. Angular momentum

3. Electric charge





# No-hair theorem (well maybe 3 hairs)


- A black hole has no hair;  
its only 'hair' are its

1. Mass
2. Angular momentum
3. Electric charge



# Stars of all Shapes and Sizes


# Stars of all Shapes and Sizes



*All end up looking the same*

# Types of black holes

- Schwarzschild (1916)
  - mass
- Reissner-Nordström (1916, 1918)
  - mass, electric charge
- Kerr (1963)
  - mass, angular momentum
- Kerr-Newman (1965)
  - mass, angular momentum, electric charge





# Latest Mathematical Model of falling into a Black Hole



# Latest Mathematical Model of falling into a Black Hole



# Latest Mathematical Model of falling into a Black Hole



# Latest Mathematical Model of falling into a Black Hole





# Latest Mathematical Model of falling into a Black Hole



# Latest Mathematical Model of falling into a Black Hole



# Latest Mathematical Model of falling into a Black Hole



# Latest Mathematical Model of falling into a Black Hole

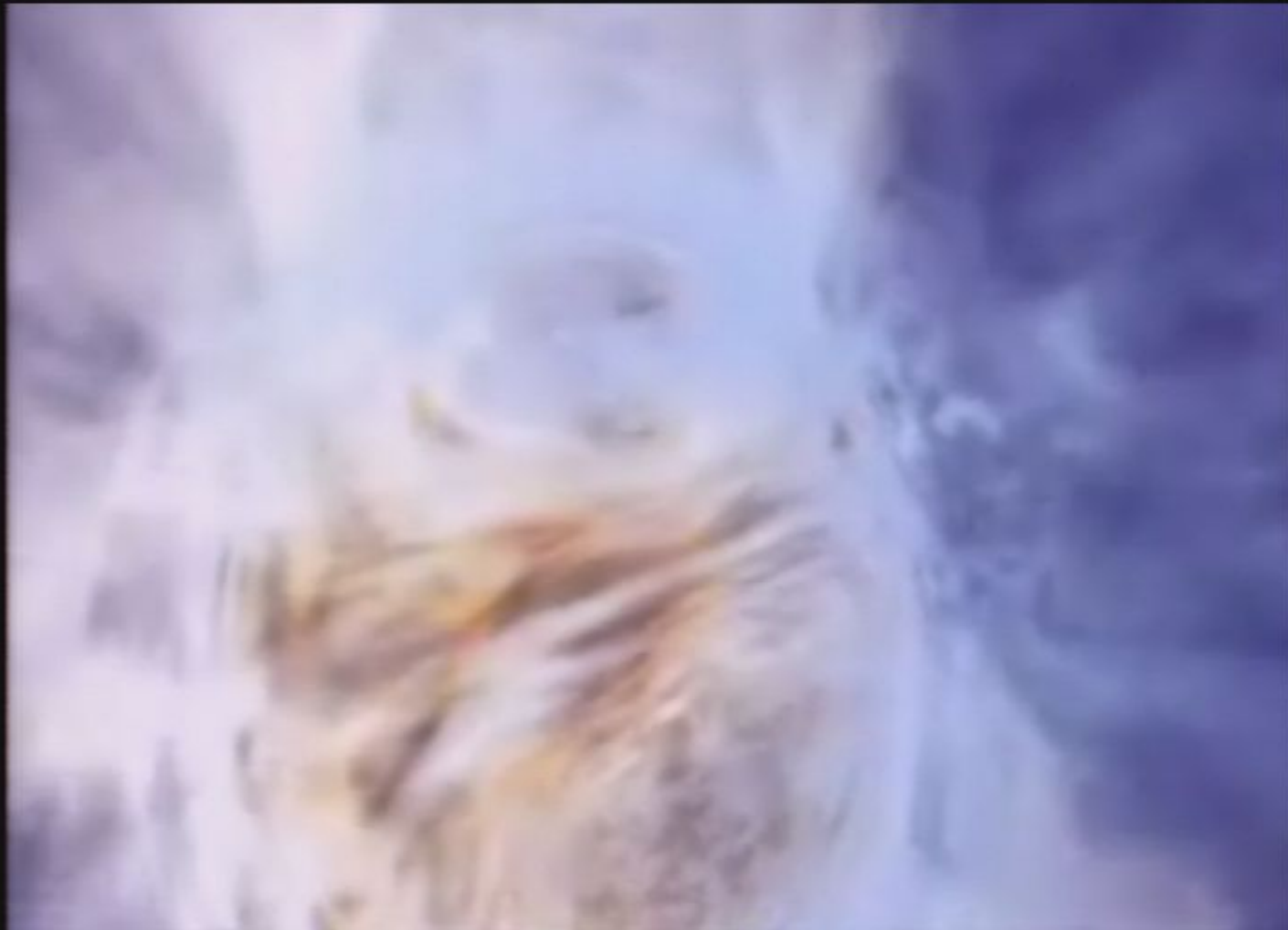




# Latest Mathematical Model of falling into a Black Hole



# Latest Mathematical Model of falling into a Black Hole



# Latest Mathematical Model of falling into a Black Hole



# Latest Mathematical Model of falling into a Black Hole





# Latest Mathematical Model of falling into a Black Hole



# Latest Mathematical Model of falling into a Black Hole



# Latest Mathematical Model of falling into a Black Hole



# Latest Mathematical Model of falling into a Black Hole





# Latest Mathematical Model of falling into a Black Hole



# Latest Mathematical Model of falling into a Black Hole



# Entropy of Black Hole

- **Black hole presents us with a problem: What happens to the information when a particle falls inside a Black Hole?**
- **Remember only 3 parameters are required to describe a Black Hole (charge, mass, and angular momentum).**
- **In order to describe a physical system, we need entropy (a measure of disorder).**
- **Hawking had no problem with this “entropy eater”**
- **Hawking (after changing mind) and Bekenstein produced laws of Black Hole mechanics that bore an amazing resemblance to laws of thermodynamics.**
- **The 2<sup>nd</sup> law of thermodynamics “Entropy (randomness) increases**
- **You replace “Horizon Area” with “Entropy”**

$$S(\text{entropy}) = \frac{kAc^3}{4hG}$$

# Entropy of Black Hole

*New problem: if the Black Hole has an entropy, it must have a temperature too.*

*Worse Problem: If it has a temperature it must radiate, but in classical definition, nothing can escape a Black Hole.*

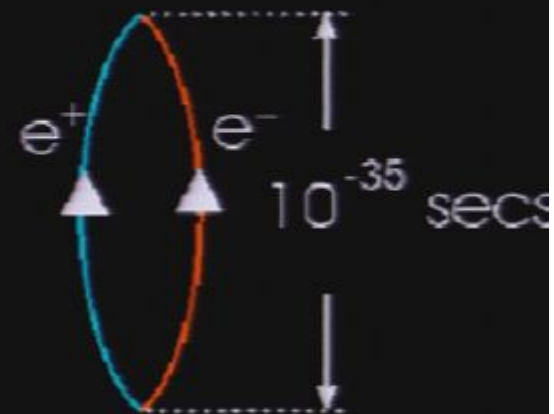
*Crisis:*

- *Several ways to picture how a black Hole evaporates*
  - *Some ways correspond to different ways of formulating laws of quantum fields.*
  - *Some ways correspond to String Theory*
  - *Some ways correspond to Quantum Gravity*
  - *Some ways make no sense at all.*
  - *Next Talk will discuss this.*



# Vacuum Fluctuations

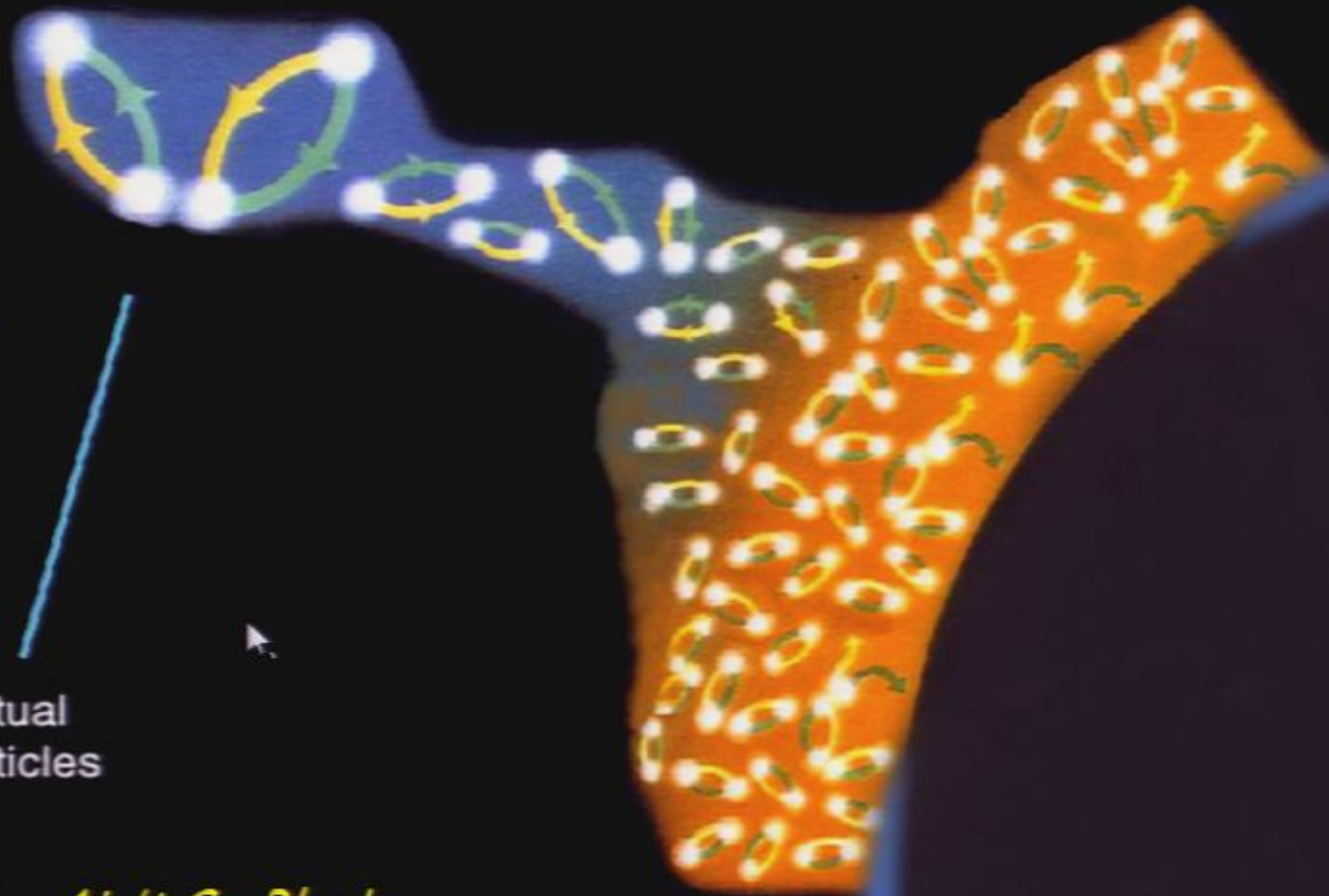
- A vacuum is a place which is anything but empty.
- It is a place of continuous creation and destruction. Pairs of virtual particles are born – live a short but happy life – then die.
- Possible by Heisenberg's uncertainty principle: The energy of a vacuum, that we suppose to be zero, can be defined with an uncertainty of  $\Delta E$  during at  $\Delta T$ .
- $\Delta T \times \Delta E \approx h$
- Therefore particles/antiparticles, with  $\pm \Delta E$  are constantly being created (must be in lowest energy state).
- One particle has positive energy, one particle has negative energy.
- The particles live momentarily on fluctuational energy "borrowed" from neighbouring regions of space.





Stephen W. Hawking (b1942)

# Hawking radiation



*Virtual photon is  
its own  
antiparticle*

virtual  
particles

*Black Holes Ain't So Black*



# Hawking Radiation

- The Hawking Radiation theory states that virtual particle-antiparticle pairs are sometimes created outside the event horizon of a black hole. Three things can happen to a pair of particles just outside the event horizon:
  - Both particles are pulled into the black hole.
  - Both particles escape from the black hole.
  - One particle escapes while the other is pulled into the black hole.
- For the third possibility, the particle that has escaped becomes real and can therefore be observed from Earth. The energy to separate the two virtual particles (thus making them real particles) is taken from the horizon, thus reducing the energy of the Black Hole.
- The wavelength of the particle/wave that enters the a hole will be of 25% of the hole's circumference.
- **For Example:** A black hole of 2 Solar Masses with a circumference of about 35Km will emit a wavelength of:

$$\frac{35}{4} \approx 9 \text{ km}$$

# Hawking Radiation

- The Hawking Radiation theory states that virtual particle-antiparticle pairs are sometimes created outside the event horizon of a black hole. Three things can happen to a pair of particles just outside the event horizon:
  - Both particles are pulled into the black hole.
  - Both particles escape from the black hole.
  - One particle escapes while the other is pulled into the black hole.
- For the third possibility, the particle that has escaped becomes real and can therefore be observed from Earth. The energy to separate the two virtual particles (thus making them real particles) is taken from the horizon, thus reducing the energy of the Black Hole.
- The wavelength of the particle/wave that enters the a hole will be of 25% of the hole's circumference.
- **For Example:** A black hole of 2 Solar Masses with a circumference of about 35Km will emit a wavelength of:

$$\frac{35}{4} \approx 9 \text{ km}$$



# Hawking Radiation

- The Hawking Radiation theory states that virtual particle-antiparticle pairs are sometimes created outside the event horizon of a black hole. Three things can happen to a pair of particles just outside the event horizon:
  - Both particles are pulled into the black hole.
  - Both particles escape from the black hole.
  - One particle escapes while the other is pulled into the black hole.
- For the third possibility, the particle that has escaped becomes real and can therefore be observed from Earth. The energy to separate the two virtual particles (thus making them real particles) is taken from the horizon, thus reducing the energy of the Black Hole.
- The wavelength of the particle/wave that enters the a hole will be of 25% of the hole's circumference.
- **For Example:** A black hole of 2 Solar Masses with a circumference of about 35Km will emit a wavelength of:

$$\frac{35}{4} \approx 9 \text{ km}$$

# Hawking Radiation

- The Hawking Radiation theory states that virtual particle-antiparticle pairs are sometimes created outside the event horizon of a black hole. Three things can happen to a pair of particles just outside the event horizon:
  - Both particles are pulled into the black hole.
  - Both particles escape from the black hole.
  - One particle escapes while the other is pulled into the black hole.
- For the third possibility, the particle that has escaped becomes real and can therefore be observed from Earth. The energy to separate the two virtual particles (thus making them real particles) is taken from the horizon, thus reducing the energy of the Black Hole.
- The wavelength of the particle/wave that enters the a hole will be of 25% of the hole's circumference.
- **For Example:** A black hole of 2 Solar Masses with a circumference of about 35Km will emit a wavelength of:

$$\frac{35}{4} \approx 9 \text{ km}$$



# Hawking Radiation

- The Hawking Radiation theory states that virtual particle-antiparticle pairs are sometimes created outside the event horizon of a black hole. Three things can happen to a pair of particles just outside the event horizon:
  - Both particles are pulled into the black hole.
  - Both particles escape from the black hole.
  - One particle escapes while the other is pulled into the black hole.
- For the third possibility, the particle that has escaped becomes real and can therefore be observed from Earth. The energy to separate the two virtual particles (thus making them real particles) is taken from the horizon, thus reducing the energy of the Black Hole.
- The wavelength of the particle/wave that enters the a hole will be of 25% of the hole's circumference.
- **For Example:** A black hole of 2 Solar Masses with a circumference of about 35Km will emit a wavelength of:

$$\frac{35}{4} \approx 9 \text{ km}$$

# Hawking Radiation

- The Hawking Radiation theory states that virtual particle-antiparticle pairs are sometimes created outside the event horizon of a black hole. Three things can happen to a pair of particles just outside the event horizon:
  - Both particles are pulled into the black hole.
  - Both particles escape from the black hole.
  - One particle escapes while the other is pulled into the black hole.
- For the third possibility, the particle that has escaped becomes real and can therefore be observed from Earth. The energy to separate the two virtual particles (thus making them real particles) is taken from the horizon, thus reducing the energy of the Black Hole.
- The wavelength of the particle/wave that enters the a hole will be of 25% of the hole's circumference.
- **For Example:** A black hole of 2 Solar Masses with a circumference of about 35Km will emit a wavelength of:

$$\frac{35}{4} \approx 9 \text{ km}$$



# Hawking Radiation

- The Hawking Radiation theory states that virtual particle-antiparticle pairs are sometimes created outside the event horizon of a black hole. Three things can happen to a pair of particles just outside the event horizon:
  - Both particles are pulled into the black hole.
  - Both particles escape from the black hole.
  - One particle escapes while the other is pulled into the black hole.
- For the third possibility, the particle that has escaped becomes real and can therefore be observed from Earth. The energy to separate the two virtual particles (thus making them real particles) is taken from the horizon, thus reducing the energy of the Black Hole.
- The wavelength of the particle/wave that enters the a hole will be of 25% of the hole's circumference.
- **For Example:** A black hole of 2 Solar Masses with a circumference of about 35Km will emit a wavelength of:

$$\frac{35}{4} \approx 9 \text{ km}$$

# Hawking Radiation

- The Hawking Radiation theory states that virtual particle-antiparticle pairs are sometimes created outside the event horizon of a black hole. Three things can happen to a pair of particles just outside the event horizon:
  - Both particles are pulled into the black hole.
  - Both particles escape from the black hole.
  - One particle escapes while the other is pulled into the black hole.
- For the third possibility, the particle that has escaped becomes real and can therefore be observed from Earth. The energy to separate the two virtual particles (thus making them real particles) is taken from the horizon, thus reducing the energy of the Black Hole.
- The wavelength of the particle/wave that enters the a hole will be of 25% of the hole's circumference.
- **For Example:** A black hole of 2 Solar Masses with a circumference of about 35Km will emit a wavelength of:

$$\frac{35}{4} \approx 9 \text{ km}$$



# Hawking Radiation

- The Hawking Radiation theory states that virtual particle-antiparticle pairs are sometimes created outside the event horizon of a black hole. Three things can happen to a pair of particles just outside the event horizon:
  - Both particles are pulled into the black hole.
  - Both particles escape from the black hole.
  - One particle escapes while the other is pulled into the black hole.
- For the third possibility, the particle that has escaped becomes real and can therefore be observed from Earth. The energy to separate the two virtual particles (thus making them real particles) is taken from the horizon, thus reducing the energy of the Black Hole.
- The wavelength of the particle/wave that enters the a hole will be of 25% of the hole's circumference.
- **For Example:** A black hole of 2 Solar Masses with a circumference of about 35Km will emit a wavelength of:

$$\frac{35}{4} \approx 9 \text{ km}$$

# Hawking Radiation

- The Hawking Radiation theory states that virtual particle-antiparticle pairs are sometimes created outside the event horizon of a black hole. Three things can happen to a pair of particles just outside the event horizon:
  - Both particles are pulled into the black hole.
  - Both particles escape from the black hole.
  - One particle escapes while the other is pulled into the black hole.
- For the third possibility, the particle that has escaped becomes real and can therefore be observed from Earth. The energy to separate the two virtual particles (thus making them real particles) is taken from the horizon, thus reducing the energy of the Black Hole.
- The wavelength of the particle/wave that enters the a hole will be of 25% of the hole's circumference.
- **For Example:** A black hole of 2 Solar Masses with a circumference of about 35Km will emit a wavelength of:

$$\frac{35}{4} \approx 9 \text{ km}$$



# Hawking Radiation

- The Hawking Radiation theory states that virtual particle-antiparticle pairs are sometimes created outside the event horizon of a black hole. Three things can happen to a pair of particles just outside the event horizon:
  - Both particles are pulled into the black hole.
  - Both particles escape from the black hole.
  - One particle escapes while the other is pulled into the black hole.
- For the third possibility, the particle that has escaped becomes real and can therefore be observed from Earth. The energy to separate the two virtual particles (thus making them real particles) is taken from the horizon, thus reducing the energy of the Black Hole.
- The wavelength of the particle/wave that enters the a hole will be of 25% of the hole's circumference.
- **For Example:** A black hole of 2 Solar Masses with a circumference of about 35Km will emit a wavelength of:

$$\frac{35}{4} \approx 9 \text{ km}$$

# Hawking Radiation

- The Hawking Radiation theory states that virtual particle-antiparticle pairs are sometimes created outside the event horizon of a black hole. Three things can happen to a pair of particles just outside the event horizon:
  - Both particles are pulled into the black hole.
  - Both particles escape from the black hole.
  - One particle escapes while the other is pulled into the black hole.
- For the third possibility, the particle that has escaped becomes real and can therefore be observed from Earth. The energy to separate the two virtual particles (thus making them real particles) is taken from the horizon, thus reducing the energy of the Black Hole.
- The wavelength of the particle/wave that enters the a hole will be of 25% of the hole's circumference.
- **For Example:** A black hole of 2 Solar Masses with a circumference of about 35Km will emit a wavelength of:

$$\frac{35}{4} \approx 9 \text{ km}$$



# Hawking Radiation

- The Hawking Radiation theory states that virtual particle-antiparticle pairs are sometimes created outside the event horizon of a black hole. Three things can happen to a pair of particles just outside the event horizon:
  - Both particles are pulled into the black hole.
  - Both particles escape from the black hole.
  - One particle escapes while the other is pulled into the black hole.
- For the third possibility, the particle that has escaped becomes real and can therefore be observed from Earth. The energy to separate the two virtual particles (thus making them real particles) is taken from the horizon, thus reducing the energy of the Black Hole.
- The wavelength of the particle/wave that enters the a hole will be of 25% of the hole's circumference.
- **For Example:** A black hole of 2 Solar Masses with a circumference of about 35Km will emit a wavelength of:

$$\frac{35}{4} \approx 9 \text{ km}$$

# Hawking Radiation

- The Hawking Radiation theory states that virtual particle-antiparticle pairs are sometimes created outside the event horizon of a black hole. Three things can happen to a pair of particles just outside the event horizon:
  - Both particles are pulled into the black hole.
  - Both particles escape from the black hole.
  - One particle escapes while the other is pulled into the black hole.
- For the third possibility, the particle that has escaped becomes real and can therefore be observed from Earth. The energy to separate the two virtual particles (thus making them real particles) is taken from the horizon, thus reducing the energy of the Black Hole.
- The wavelength of the particle/wave that enters the a hole will be of 25% of the hole's circumference.
- **For Example:** A black hole of 2 Solar Masses with a circumference of about 35Km will emit a wavelength of:

$$\frac{35}{4} \approx 9 \text{ km}$$



# Hawking Radiation

- The Hawking Radiation theory states that virtual particle-antiparticle pairs are sometimes created outside the event horizon of a black hole. Three things can happen to a pair of particles just outside the event horizon:
  - Both particles are pulled into the black hole.
  - Both particles escape from the black hole.
  - One particle escapes while the other is pulled into the black hole.
- For the third possibility, the particle that has escaped becomes real and can therefore be observed from Earth. The energy to separate the two virtual particles (thus making them real particles) is taken from the horizon, thus reducing the energy of the Black Hole.
- The wavelength of the particle/wave that enters the a hole will be of 25% of the hole's circumference.
- **For Example:** A black hole of 2 Solar Masses with a circumference of about 35Km will emit a wavelength of:

$$\frac{35}{4} \approx 9 \text{ km}$$

# Hawking Radiation

- The Hawking Radiation theory states that virtual particle-antiparticle pairs are sometimes created outside the event horizon of a black hole. Three things can happen to a pair of particles just outside the event horizon:
  - Both particles are pulled into the black hole.
  - Both particles escape from the black hole.
  - One particle escapes while the other is pulled into the black hole.
- For the third possibility, the particle that has escaped becomes real and can therefore be observed from Earth. The energy to separate the two virtual particles (thus making them real particles) is taken from the horizon, thus reducing the energy of the Black Hole.
- The wavelength of the particle/wave that enters the a hole will be of 25% of the hole's circumference.
- **For Example:** A black hole of 2 Solar Masses with a circumference of about 35Km will emit a wavelength of:

$$\frac{35}{4} \approx 9 \text{ km}$$



# Hawking Radiation

- The Hawking Radiation theory states that virtual particle-antiparticle pairs are sometimes created outside the event horizon of a black hole. Three things can happen to a pair of particles just outside the event horizon:
  - Both particles are pulled into the black hole.
  - Both particles escape from the black hole.
  - One particle escapes while the other is pulled into the black hole.
- For the third possibility, the particle that has escaped becomes real and can therefore be observed from Earth. The energy to separate the two virtual particles (thus making them real particles) is taken from the horizon, thus reducing the energy of the Black Hole.
- The wavelength of the particle/wave that enters the a hole will be of 25% of the hole's circumference.
- **For Example:** A black hole of 2 Solar Masses with a circumference of about 35Km will emit a wavelength of:

$$\frac{35}{4} \approx 9 \text{ km}$$

# Hawking Radiation

- The Hawking Radiation theory states that virtual particle-antiparticle pairs are sometimes created outside the event horizon of a black hole. Three things can happen to a pair of particles just outside the event horizon:
  - Both particles are pulled into the black hole.
  - Both particles escape from the black hole.
  - One particle escapes while the other is pulled into the black hole.
- For the third possibility, the particle that has escaped becomes real and can therefore be observed from Earth. The energy to separate the two virtual particles (thus making them real particles) is taken from the horizon, thus reducing the energy of the Black Hole.
- The wavelength of the particle/wave that enters the a hole will be of 25% of the hole's circumference.
- **For Example:** A black hole of 2 Solar Masses with a circumference of about 35Km will emit a wavelength of:

$$\frac{35}{4} \approx 9 \text{ km}$$



# Hawking Radiation

- The Hawking Radiation theory states that virtual particle-antiparticle pairs are sometimes created outside the event horizon of a black hole. Three things can happen to a pair of particles just outside the event horizon:
  - Both particles are pulled into the black hole.
  - Both particles escape from the black hole.
  - One particle escapes while the other is pulled into the black hole.
- For the third possibility, the particle that has escaped becomes real and can therefore be observed from Earth. The energy to separate the two virtual particles (thus making them real particles) is taken from the horizon, thus reducing the energy of the Black Hole.
- The wavelength of the particle/wave that enters the a hole will be of 25% of the hole's circumference.
- **For Example:** A black hole of 2 Solar Masses with a circumference of about 35Km will emit a wavelength of:

$$\frac{35}{4} \approx 9 \text{ km}$$

# Hawking Radiation

- The Hawking Radiation theory states that virtual particle-antiparticle pairs are sometimes created outside the event horizon of a black hole. Three things can happen to a pair of particles just outside the event horizon:
  - Both particles are pulled into the black hole.
  - Both particles escape from the black hole.
  - One particle escapes while the other is pulled into the black hole.
- For the third possibility, the particle that has escaped becomes real and can therefore be observed from Earth. The energy to separate the two virtual particles (thus making them real particles) is taken from the horizon, thus reducing the energy of the Black Hole.
- The wavelength of the particle/wave that enters the a hole will be of 25% of the hole's circumference.
- **For Example:** A black hole of 2 Solar Masses with a circumference of about 35Km will emit a wavelength of:

$$\frac{35}{4} \approx 9 \text{ km}$$



# Hawking Radiation

- The Hawking Radiation theory states that virtual particle-antiparticle pairs are sometimes created outside the event horizon of a black hole. Three things can happen to a pair of particles just outside the event horizon:
  - Both particles are pulled into the black hole.
  - Both particles escape from the black hole.
  - One particle escapes while the other is pulled into the black hole.
- For the third possibility, the particle that has escaped becomes real and can therefore be observed from Earth. The energy to separate the two virtual particles (thus making them real particles) is taken from the horizon, thus reducing the energy of the Black Hole.
- The wavelength of the particle/wave that enters the a hole will be of 25% of the hole's circumference.
- **For Example:** A black hole of 2 Solar Masses with a circumference of about 35Km will emit a wavelength of:

$$\frac{35}{4} \approx 9 \text{ km}$$

# Hawking Radiation

- The Hawking Radiation theory states that virtual particle-antiparticle pairs are sometimes created outside the event horizon of a black hole. Three things can happen to a pair of particles just outside the event horizon:
  - Both particles are pulled into the black hole.
  - Both particles escape from the black hole.
  - One particle escapes while the other is pulled into the black hole.
- For the third possibility, the particle that has escaped becomes real and can therefore be observed from Earth. The energy to separate the two virtual particles (thus making them real particles) is taken from the horizon, thus reducing the energy of the Black Hole.
- The wavelength of the particle/wave that enters the a hole will be of 25% of the hole's circumference.
- **For Example:** A black hole of 2 Solar Masses with a circumference of about 35Km will emit a wavelength of:

$$\frac{35}{4} \approx 9 \text{ km}$$



# Hawking Radiation

- The Hawking Radiation theory states that virtual particle-antiparticle pairs are sometimes created outside the event horizon of a black hole. Three things can happen to a pair of particles just outside the event horizon:
  - Both particles are pulled into the black hole.
  - Both particles escape from the black hole.
  - One particle escapes while the other is pulled into the black hole.
- For the third possibility, the particle that has escaped becomes real and can therefore be observed from Earth. The energy to separate the two virtual particles (thus making them real particles) is taken from the horizon, thus reducing the energy of the Black Hole.
- The wavelength of the particle/wave that enters the a hole will be of 25% of the hole's circumference.
- **For Example:** A black hole of 2 Solar Masses with a circumference of about 35Km will emit a wavelength of:

$$\frac{35}{4} \approx 9 \text{ km}$$

# Hawking Radiation

- The Hawking Radiation theory states that virtual particle-antiparticle pairs are sometimes created outside the event horizon of a black hole. Three things can happen to a pair of particles just outside the event horizon:
  - Both particles are pulled into the black hole.
  - Both particles escape from the black hole.
  - One particle escapes while the other is pulled into the black hole.
- For the third possibility, the particle that has escaped becomes real and can therefore be observed from Earth. The energy to separate the two virtual particles (thus making them real particles) is taken from the horizon, thus reducing the energy of the Black Hole.
- The wavelength of the particle/wave that enters the a hole will be of 25% of the hole's circumference.
- **For Example:** A black hole of 2 Solar Masses with a circumference of about 35Km will emit a wavelength of:

$$\frac{35}{4} \approx 9 \text{ km}$$



# Hawking Radiation

- The Hawking Radiation theory states that virtual particle-antiparticle pairs are sometimes created outside the event horizon of a black hole. Three things can happen to a pair of particles just outside the event horizon:
  - Both particles are pulled into the black hole.
  - Both particles escape from the black hole.
  - One particle escapes while the other is pulled into the black hole.
- For the third possibility, the particle that has escaped becomes real and can therefore be observed from Earth. The energy to separate the two virtual particles (thus making them real particles) is taken from the horizon, thus reducing the energy of the Black Hole.
- The wavelength of the particle/wave that enters the a hole will be of 25% of the hole's circumference.
- **For Example:** A black hole of 2 Solar Masses with a circumference of about 35Km will emit a wavelength of:

$$\frac{35}{4} \approx 9 \text{ km}$$

# Hawking Radiation

- The larger (more massive) the Black Hole the lower the temperature and the longer it takes to evaporate.

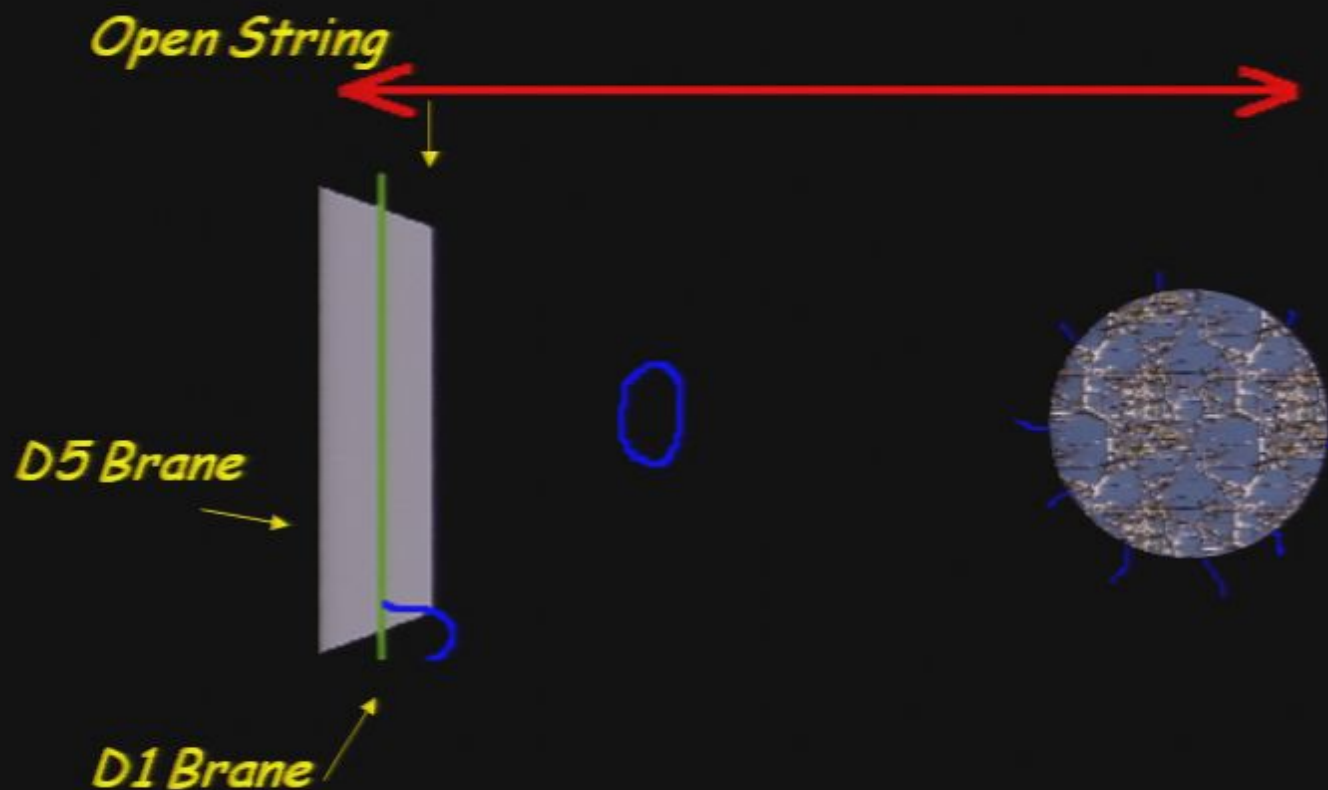
$$Temp_K \approx \frac{6 \times 10^{-8}}{M_{\oplus}}$$

$$time \approx 10^{66} \cdot [M_{\oplus}]^3$$

- Remember the age of the Universe is  $10^{10}$  years give or take 3 days.



# Superstring Method



- *One of the most dramatic recent results in string theory is the derivation of the Bekenstein-Hawking entropy*

# Are Black Holes Real

*What are we going to look for if Black Holes are Real*



"It's black, and it looks like a hole.  
I'd say it's a black hole."

*Sidney Harris*

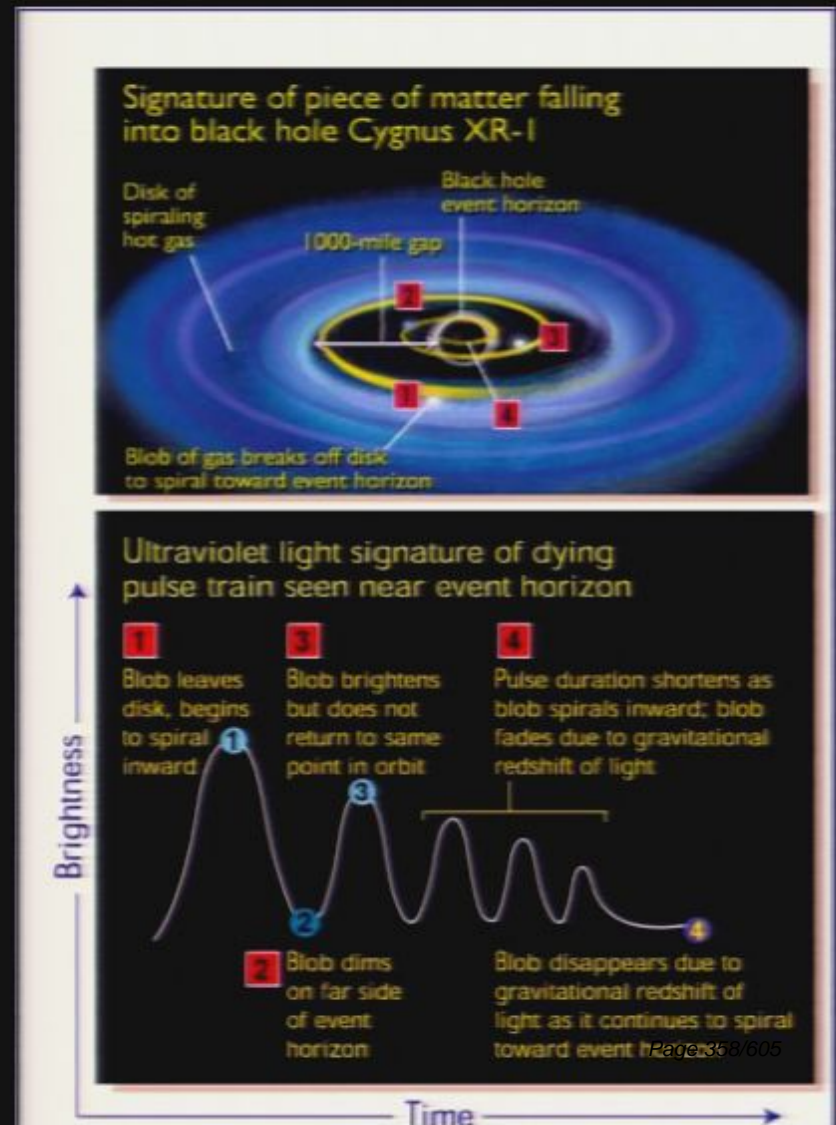
# Finding Black Holes

## Ultraviolet and X-rays

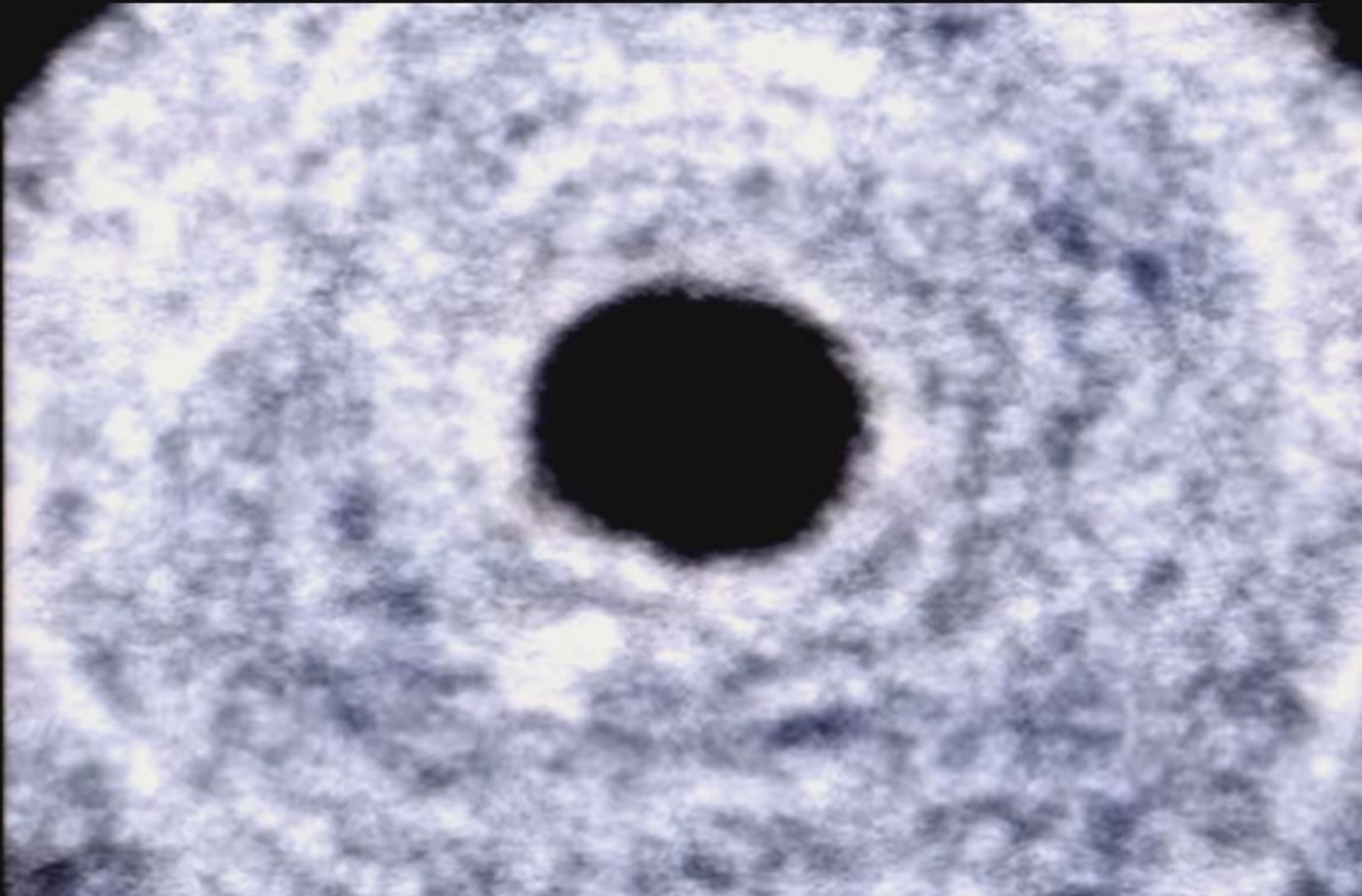
### Seeing Matter Disappear

Hubble observed pulses of UV light emitted by material as it fell into a black hole.

- Pulses arise from material orbiting around intense gravity of the black hole.
- Light pulses, lasting 0.2 s, are red-shifted from X-ray to UV, as they fall into gravity of the black hole.








• Zel'dovich speculated that if a black hole was surrounded by gas and this gas was orbiting the black hole in an accretion disk, it would give off x-rays

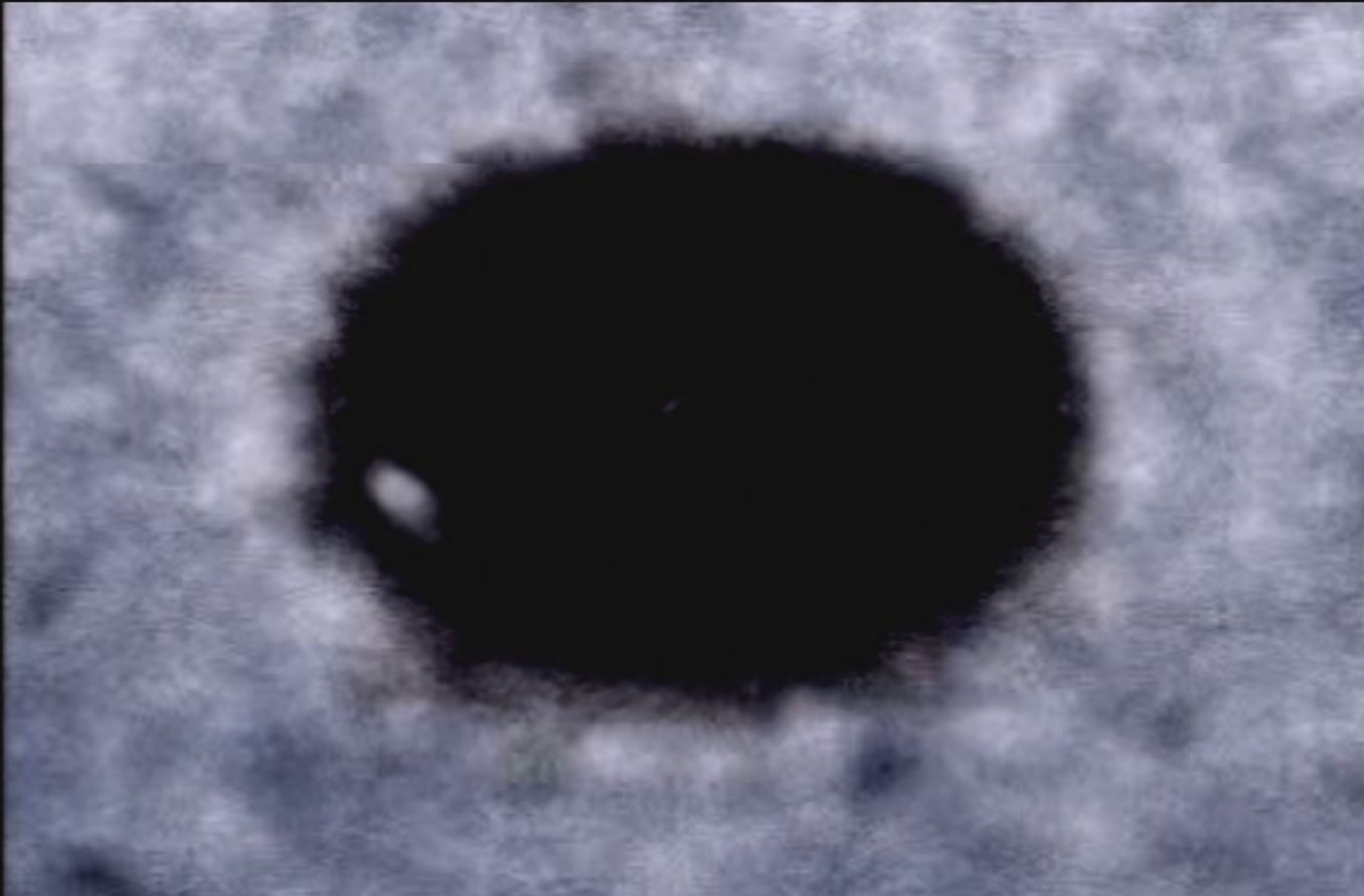
• The U.S. then used WW2 V-2 rockets with a simple x-ray machine in the 40's to see if it could detect x-rays





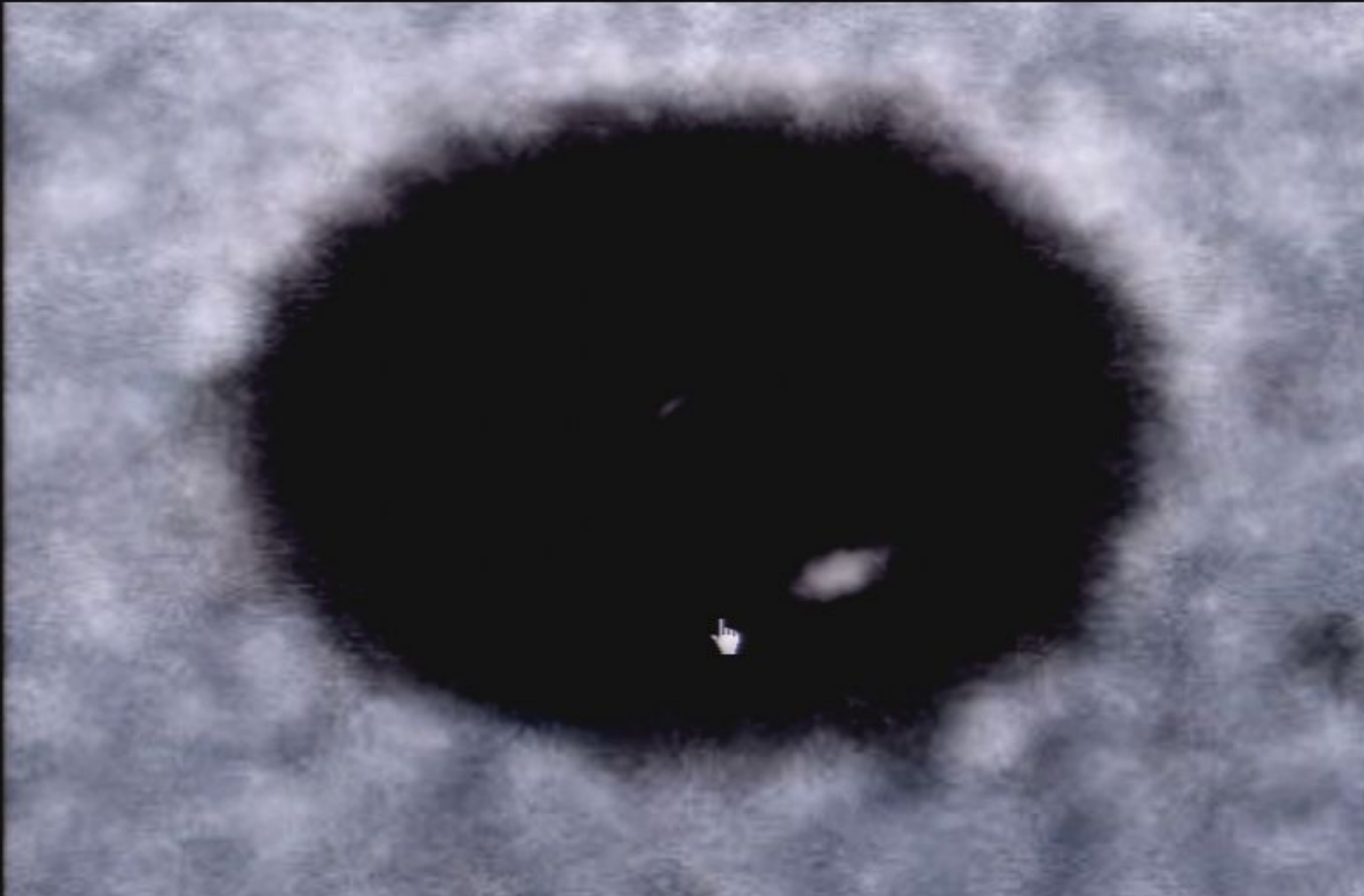
• Zel'dovich speculated that if a black hole was surrounded by gas and this gas was orbiting the black hole in an accretion disk, it would give off x-rays

• The U.S. then used WW2 V-2 rockets with a simple x-ray machine in the 40's to see if it could detect x-rays



• Zel'dovich speculated that if a black hole was surrounded by gas and this gas was orbiting the black hole in an accretion disk, it would give off x-rays

• The U.S. then used WW2 V-2 rockets with a simple x-ray machine in the 40's to see if it could detect x-rays



• Zel'dovich speculated that if a black hole was surrounded by gas and this gas was orbiting the black hole in an accretion disk, it would give off x-rays

• The U.S. then used WW2 V-2 rockets with a simple x-ray machine in the 40's to see if it could detect x-rays

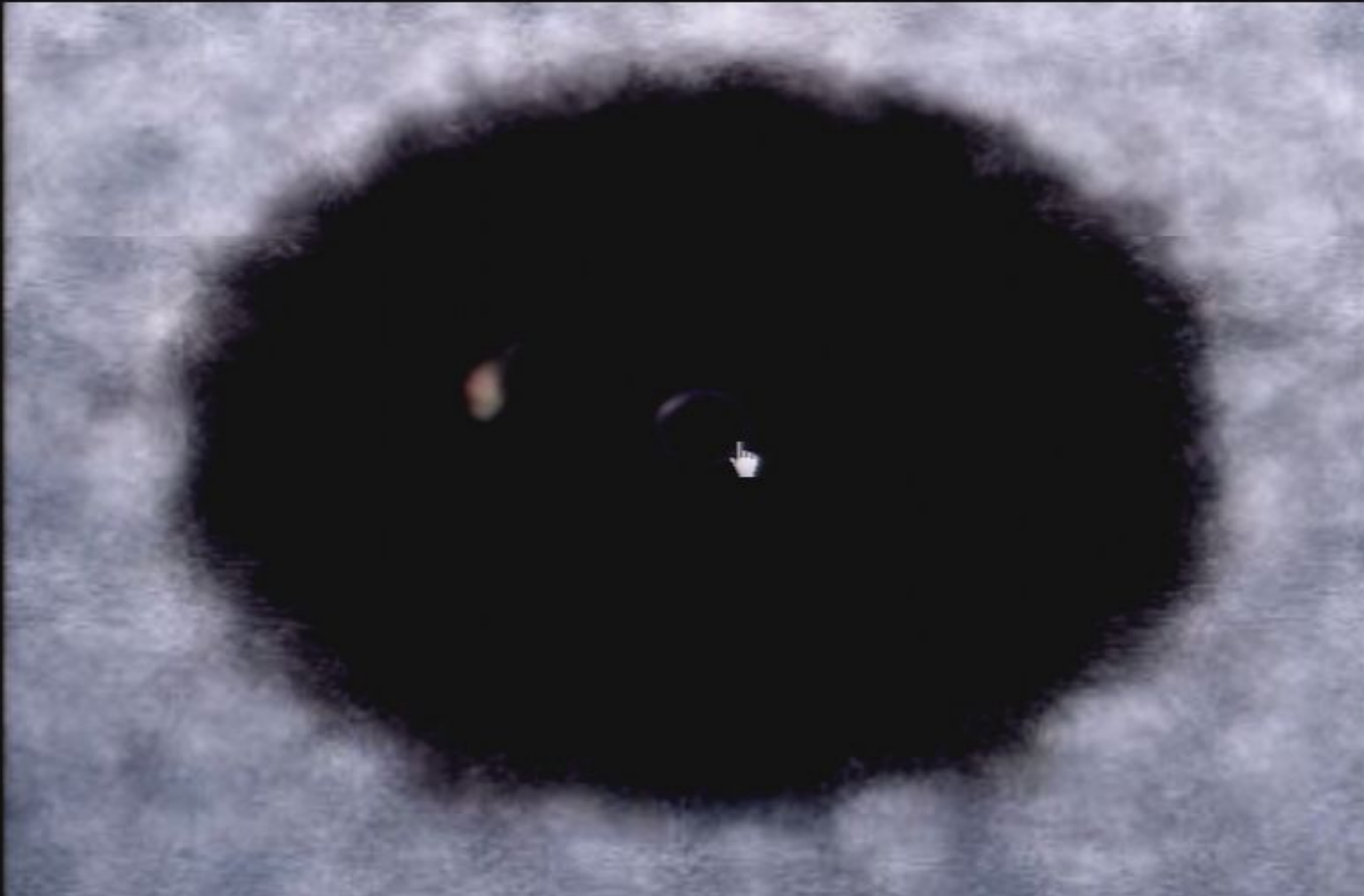




• Zel'dovich speculated that if a black hole was surrounded by gas and this gas was orbiting the black hole in an accretion disk, it would give off x-rays

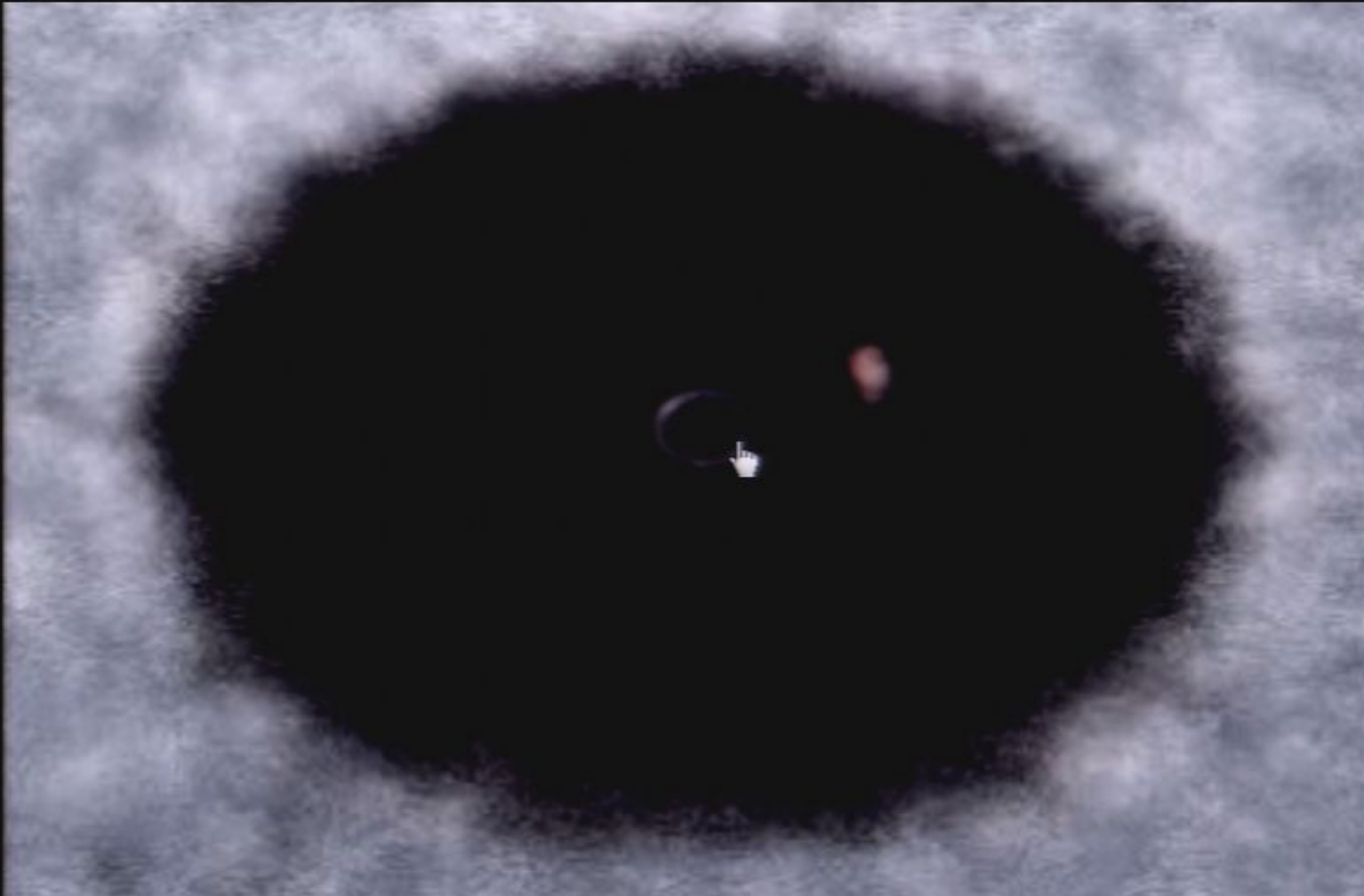
• The U.S. then used WW2 V-2 rockets with a simple x-ray machine in the 40's to see if it could detect x-rays





• Zel'dovich speculated that if a black hole was surrounded by gas and this gas was orbiting the black hole in an accretion disk, it would give off x-rays

• The U.S. then used WW2 V-2 rockets with a simple x-ray machine in the 40's to see if it could detect x-rays



• Zel'dovich speculated that if a black hole was surrounded by gas and this gas was orbiting the black hole in an accretion disk, it would give off x-rays

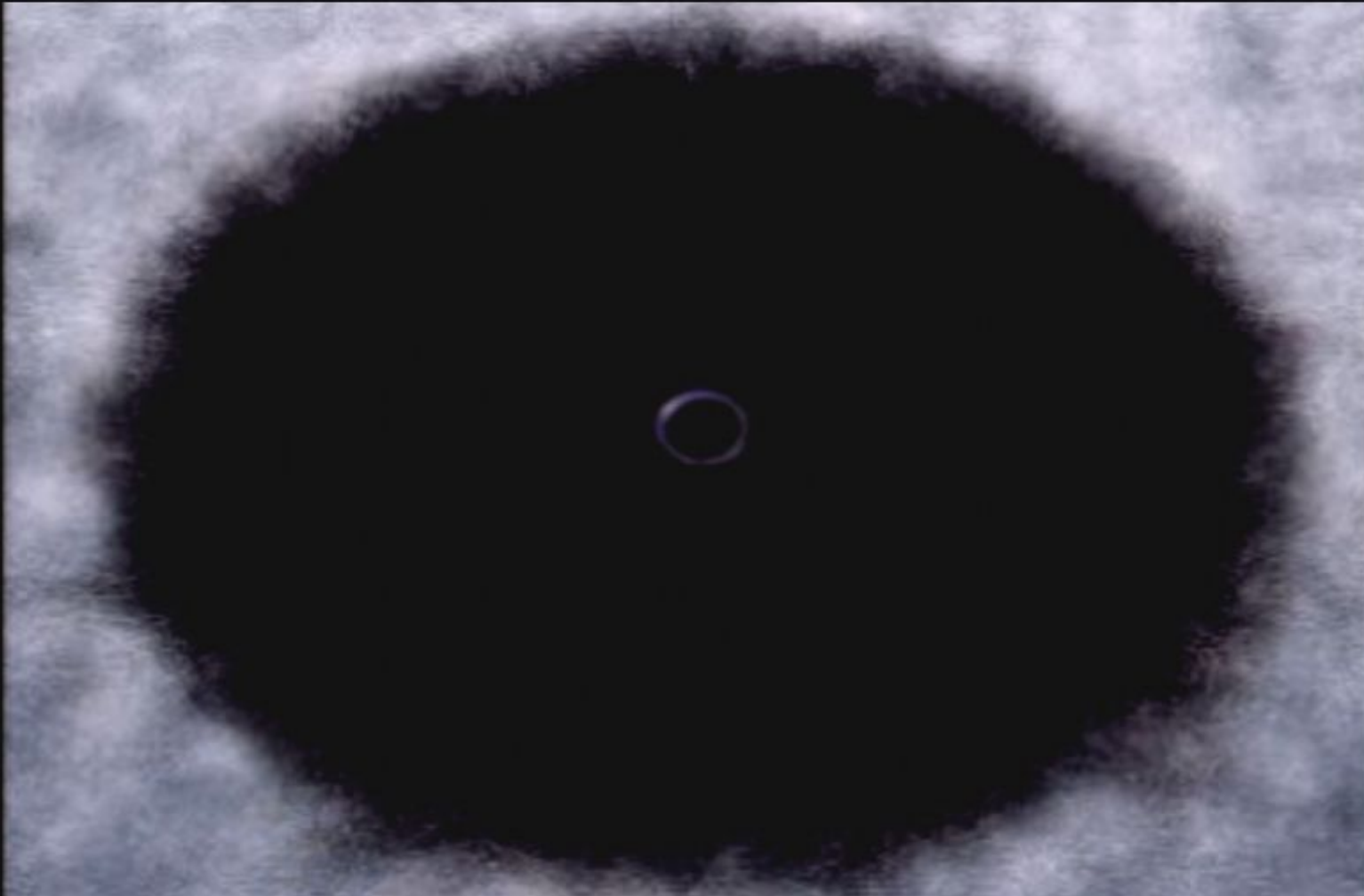
• The U.S. then used WW2 V-2 rockets with a simple x-ray machine in the 40's to see if it could detect x-rays



• Zel'dovich speculated that if a black hole was surrounded by gas and this gas was orbiting the black hole in an accretion disk, it would give off x-rays

• The U.S. then used WW2 V-2 rockets with a simple x-ray machine in the 40's to see if it could detect x-rays

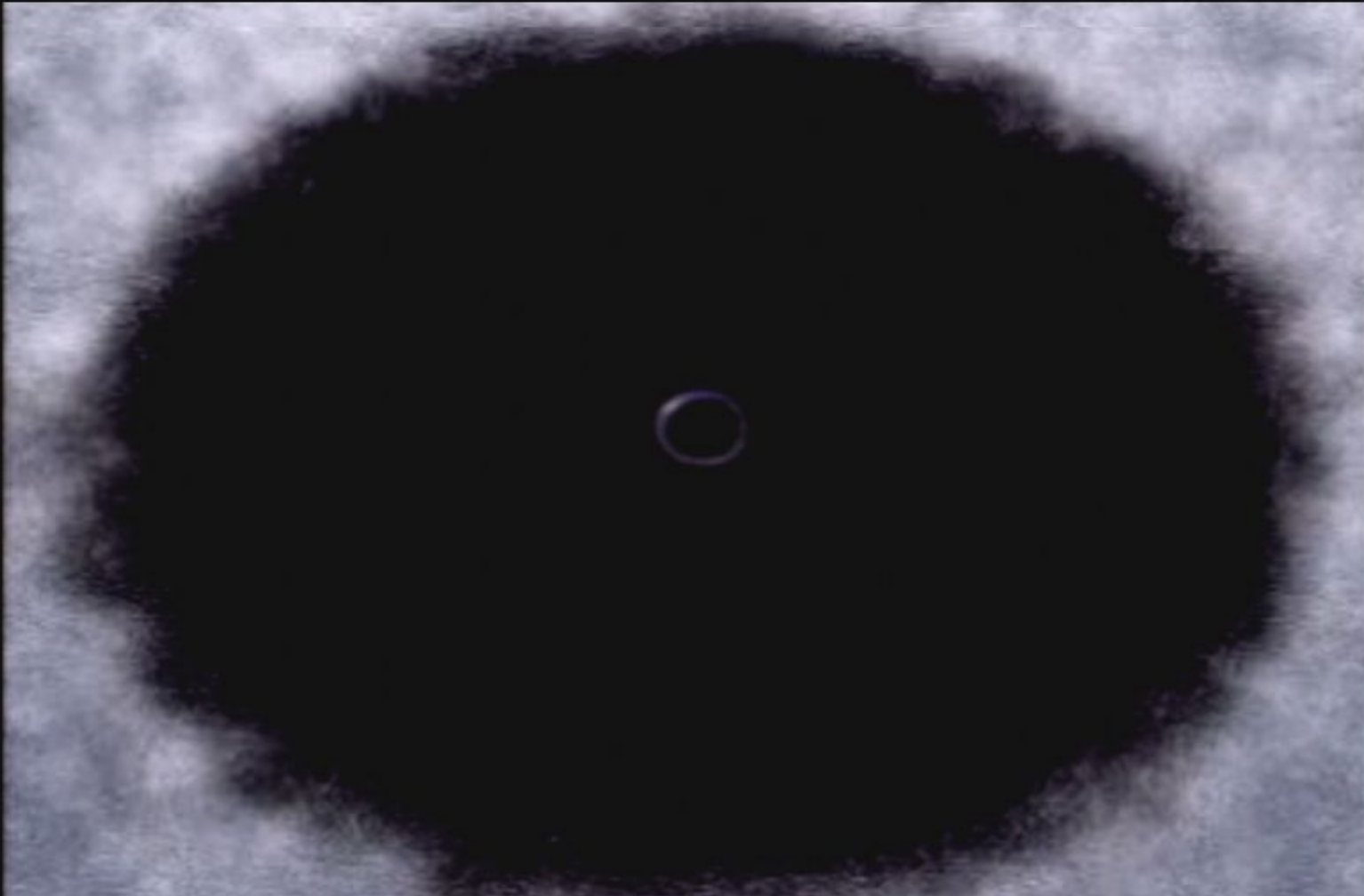




• Zel'dovich speculated that if a black hole was surrounded by gas and this gas was orbiting the black hole in an accretion disk, it would give off x-rays


• The U.S. then used WW2 V-2 rockets with a simple x-ray machine in the 40's to see if it could detect x-rays





• Zel'dovich speculated that if a black hole was surrounded by gas and this gas was orbiting the black hole in an accretion disk, it would give off x-rays


• The U.S. then used WW2 V-2 rockets with a simple x-ray machine in the 40's to see if it could detect x-rays



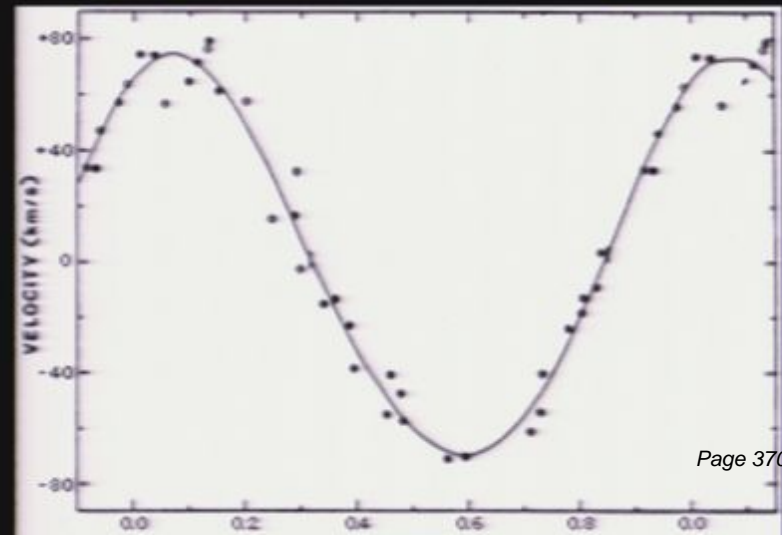
• Zel'dovich speculated that if a black hole was surrounded by gas and this gas was orbiting the black hole in an accretion disk, it would give off x-rays

• The U.S. then used WW2 V-2 rockets with a simple x-ray machine in the 40's to see if it could detect x-rays

# Seeing Holes



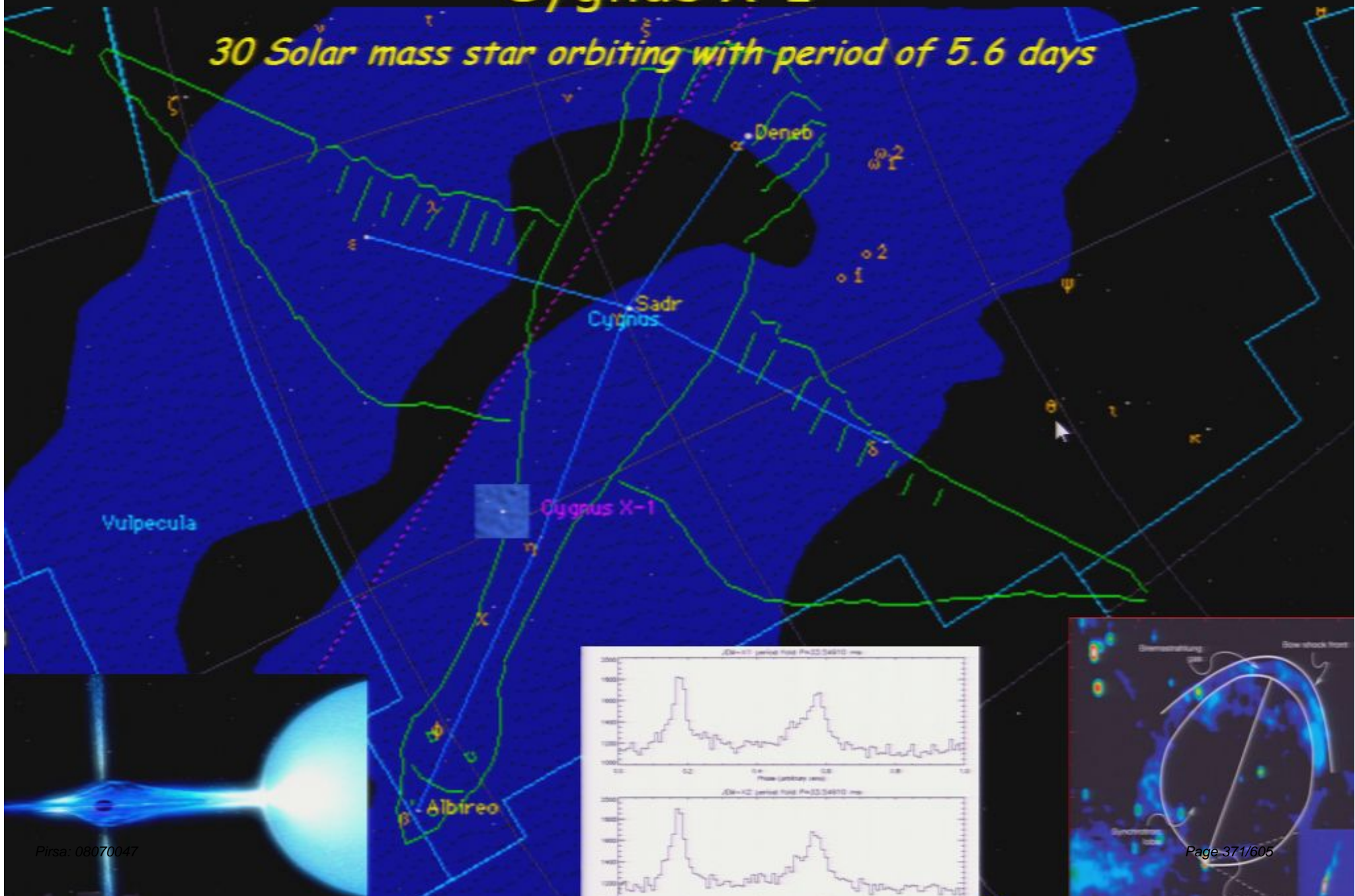
- Can't see black hole itself, but can see matter falling into a hole.
- Gravitational forces stretch and rip matter: heats up.
- Very hot objects emit in X-rays (interior of Sun)





# Cygnus X-1

*30 Solar mass star orbiting with period of 5.6 days*






# *Even More Binary Black Holes*

## Even More Binary Black Holes

Name of Binary System	Companion Star Spectral Type	Orbital Period (days)	Black Hole Mass (Solar Units)
Cygnus X-1	B supergiant	5.6	6-15
LMC X-3	B main sequence	1.7	4-11
A0620-00 (V616 Mon)	K main sequence	7.8	4-9
GS2023+338 (V404 Cyg)	K main sequence	6.5	> 6
GS2000+25 (QZ Vul)	K main sequence	0.35	5-14
GS1124-683 (Nova Mus 1991)	K main sequence	0.43	4-6
GRO J1655-40 (Nova Sco 1994)	F main sequence	2.4	4-5
H1705-250 (Nova Oph 1977)	K main sequence	0.52	> 4

# Looking for Evidence




# Looking for Evidence







# Looking for Evidence



# Looking for Evidence



# Looking for Evidence



# Looking for Evidence





# Looking for Evidence



# Looking for Evidence



# Looking for Evidence



# Looking for Evidence






# Looking for Evidence



# Looking for Evidence

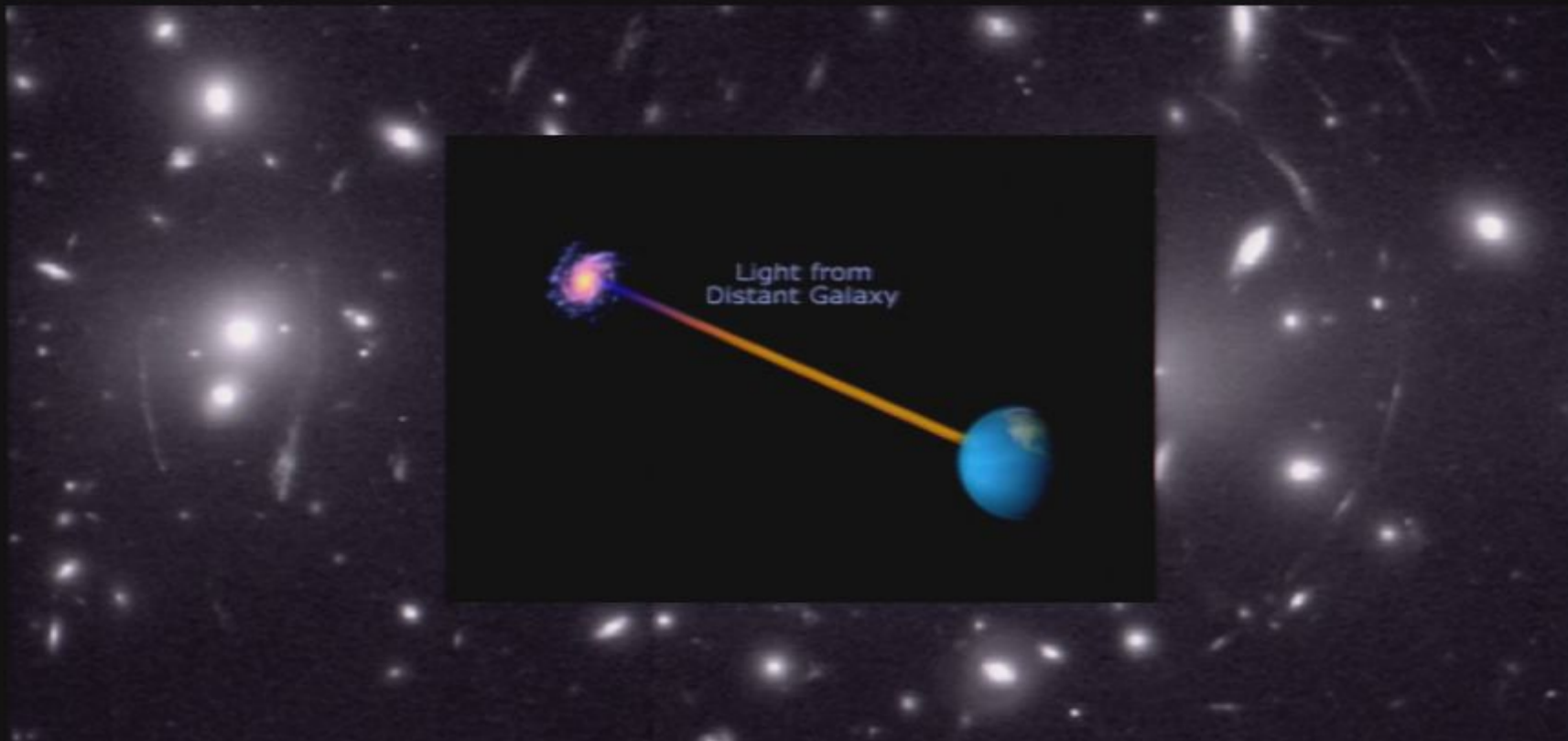


# Lens



- *Black Holes can act like a lens. Almost all of the bright objects in this image are galaxies in the cluster known as Abell 2218..*


# Lens



*Black Holes can act like a lens. Almost all of the bright objects in this image are galaxies in the cluster known as Abell 2218..*




# Lens




*Black Holes can act like a lens. Almost all of the bright objects in this image are galaxies in the cluster known as Abell 2218..*

# Lens




*Black Holes can act like a lens. Almost all of the bright objects in this image are galaxies in the cluster known as Abell 2218..*

# Lens



*Black Holes can act like a lens. Almost all of the bright objects in this image are galaxies in the cluster known as Abell 2218..*

# Lens



*Black Holes can act like a lens. Almost all of the bright objects in this image are galaxies in the cluster known as Abell 2218..*




# Lens



*Black Holes can act like a lens. Almost all of the bright objects in this image are galaxies in the cluster known as Abell 2218..*

# Lens




*Black Holes can act like a lens. Almost all of the bright objects in this image are galaxies in the cluster known as Abell 2218..*

# Lens



*Black Holes can act like a lens. Almost all of the bright objects in this image are galaxies in the cluster known as Abell 2218..*


# Lens



*Black Holes can act like a lens. Almost all of the bright objects in this image are galaxies in the cluster known as Abell 2218..*



# Lens



*Black Holes can act like a lens. Almost all of the bright objects in this image are galaxies in the cluster known as Abell 2218..*

# What else should we look for?

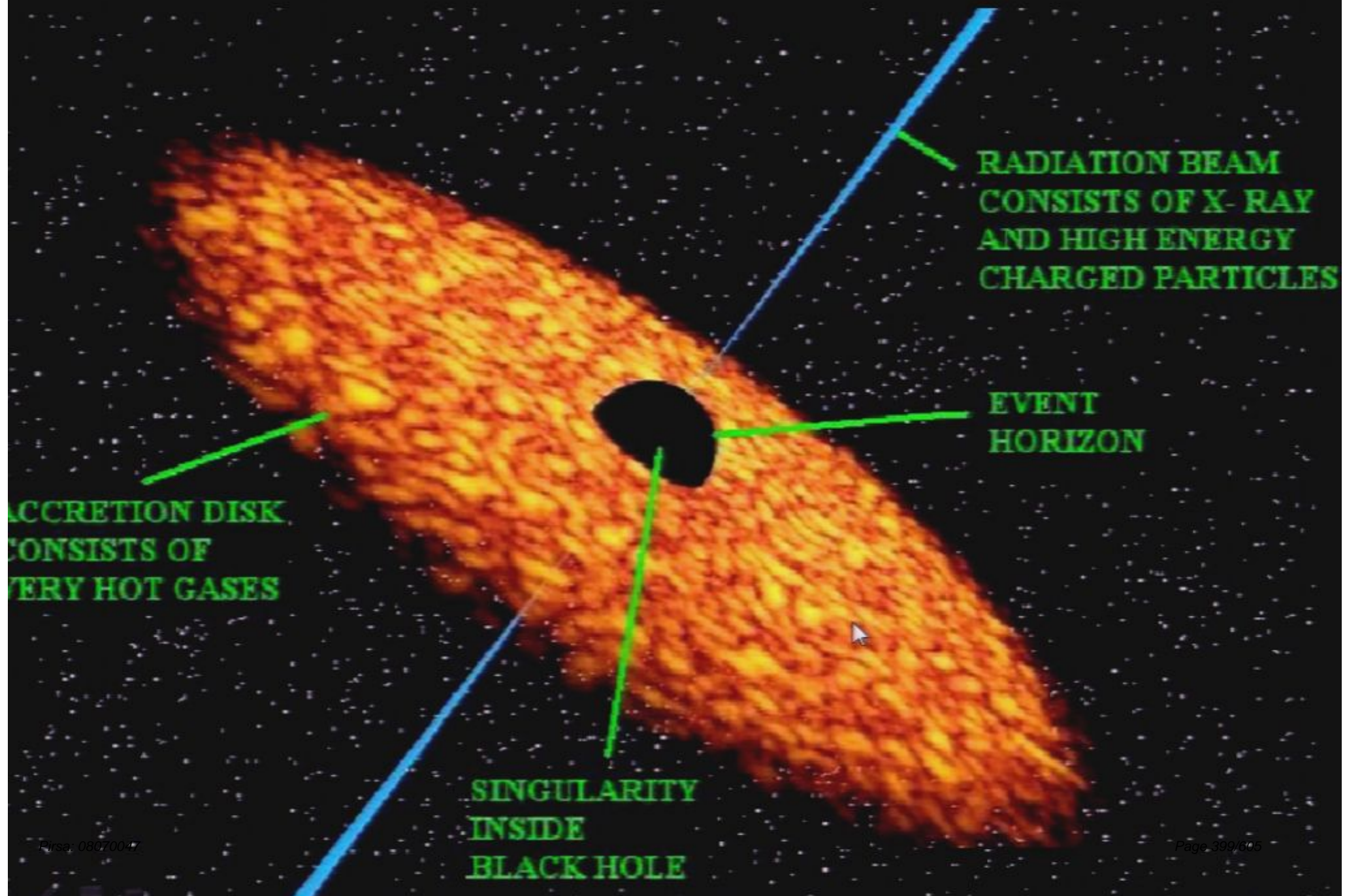
*Jets*



# What else should we look for?

*Jets*







# Radio Jets from Black Holes

Many black holes emit jets.

- Material in jet moving at  $0.9c$ .
- Jet likely composed of electrons and positrons.

Magnetic fields surrounding black hole expel material and form the jet.

- Interaction of jet material with magnetic field gives rise to Radio emission.




# Radio Jets from Black Holes

Many black holes emit jets.

- Material in jet moving at  $0.9c$ .
- Jet likely composed of electrons and positrons.

Magnetic fields surrounding black hole expel material and form the jet.

- Interaction of jet material with magnetic field gives rise to Radio emission.




# Radio Jets from Black Holes

Many black holes emit jets.

- Material in jet moving at  $0.9c$ .
- Jet likely composed of electrons and positrons.

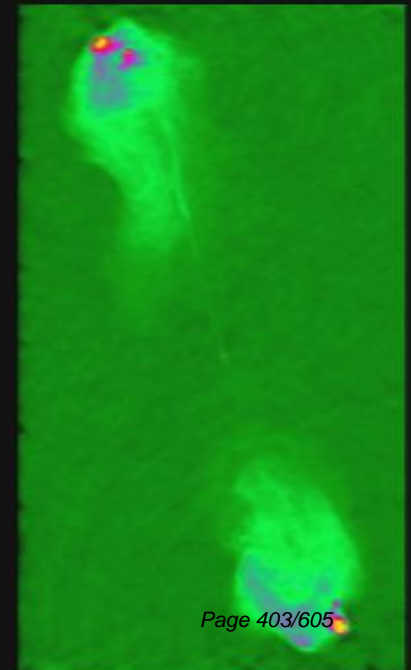


Magnetic fields surrounding black hole expel material and form the jet.

- Interaction of jet material with magnetic field gives rise to Radio emission.





# Jets






# Core of Galaxy NGC 4261

Hubble Space Telescope


Wide Field / Planetary Camera

Ground-Based Optical/Radio Image




380 Arc Seconds  
88,000 LIGHTYEARS

HST Image of a Gas and Dust Disk




17 Arc Seconds  
400 LIGHTYEARS


# More Evidence



## More Evidence



## More Evidence





## More Evidence



## More Evidence



## More Evidence





## More Evidence






## More Evidence



## More Evidence




## More Evidence






## More Evidence

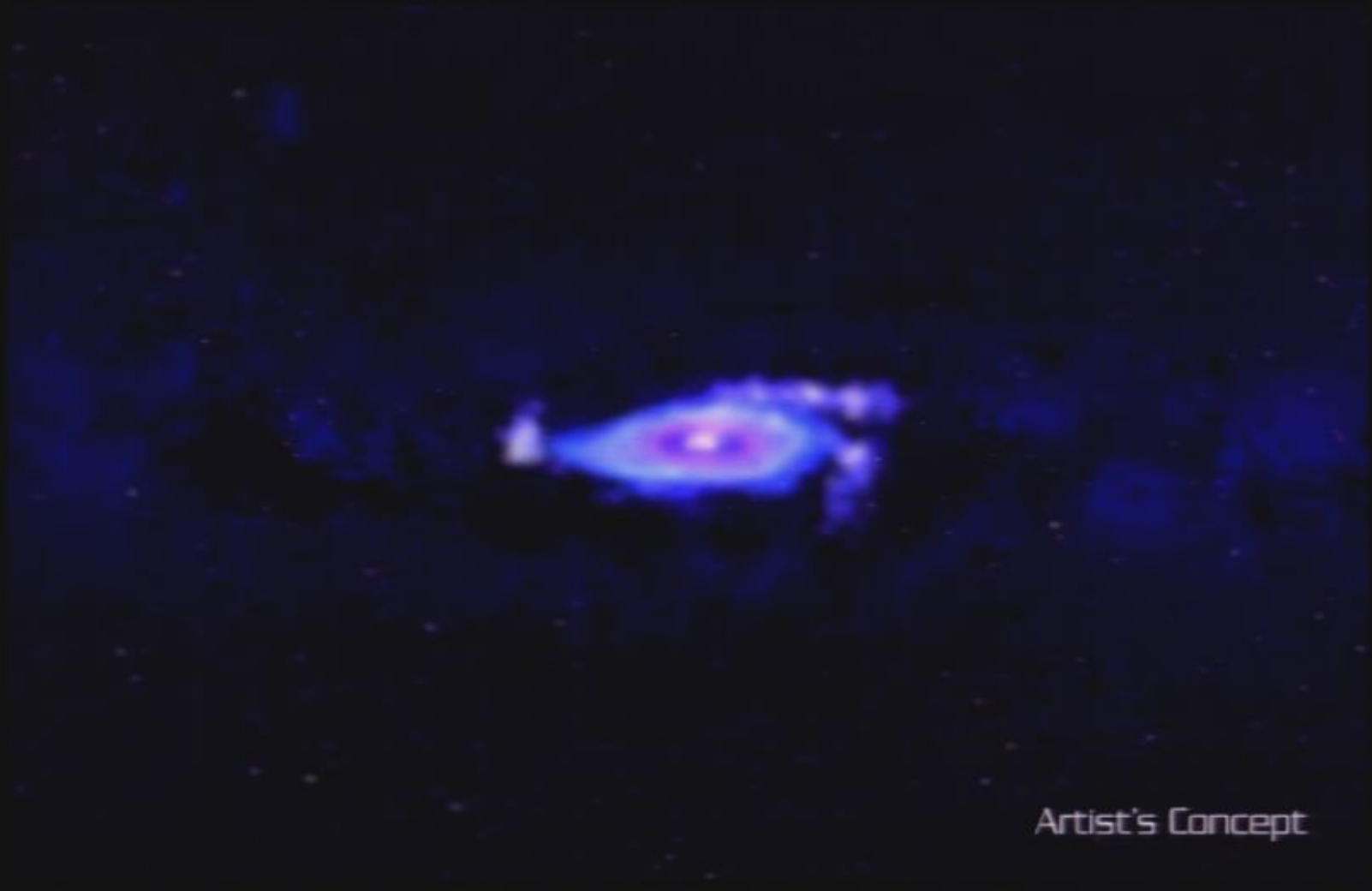





## More Evidence




## More Evidence



## More Evidence

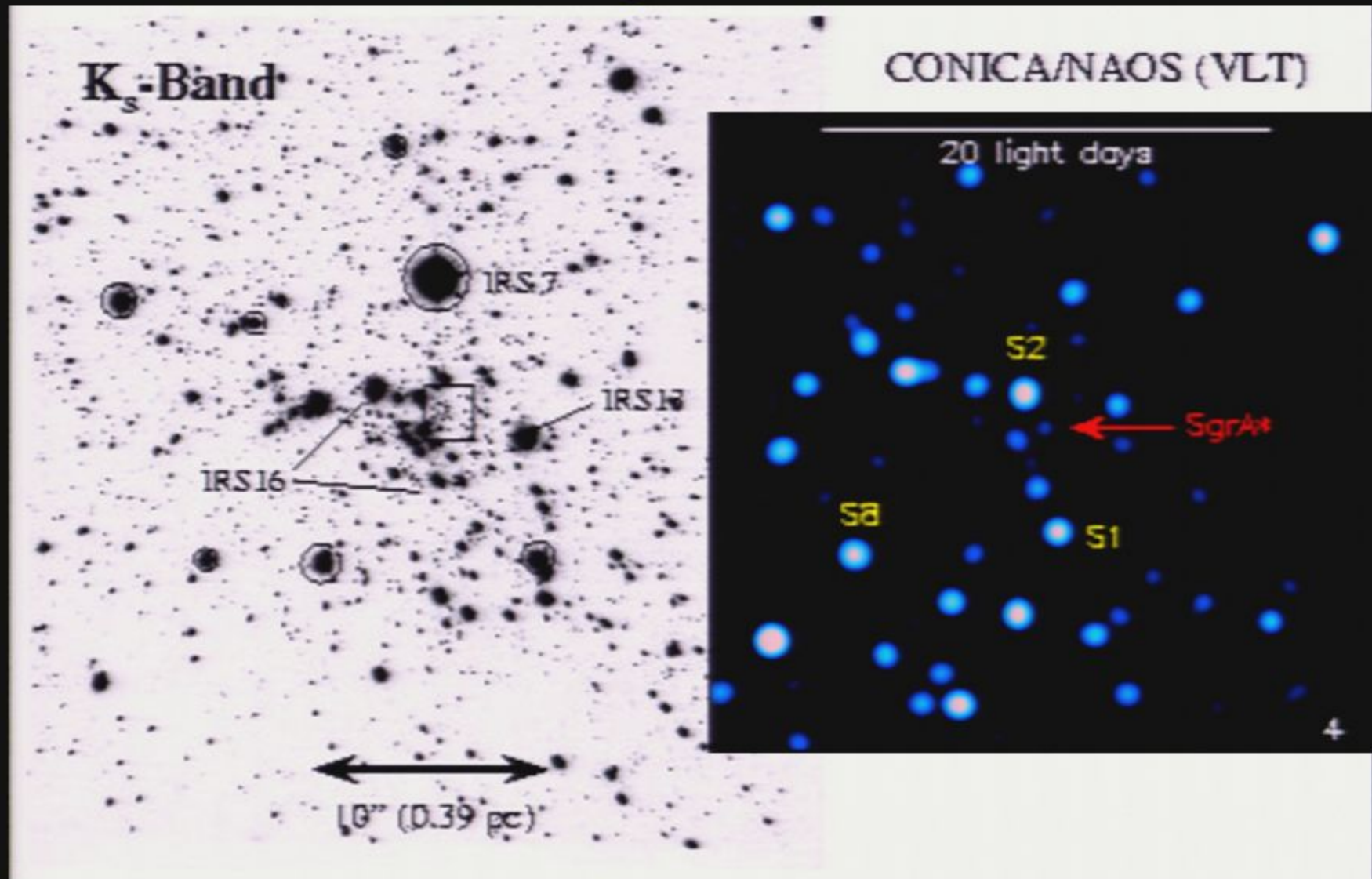


## More Evidence



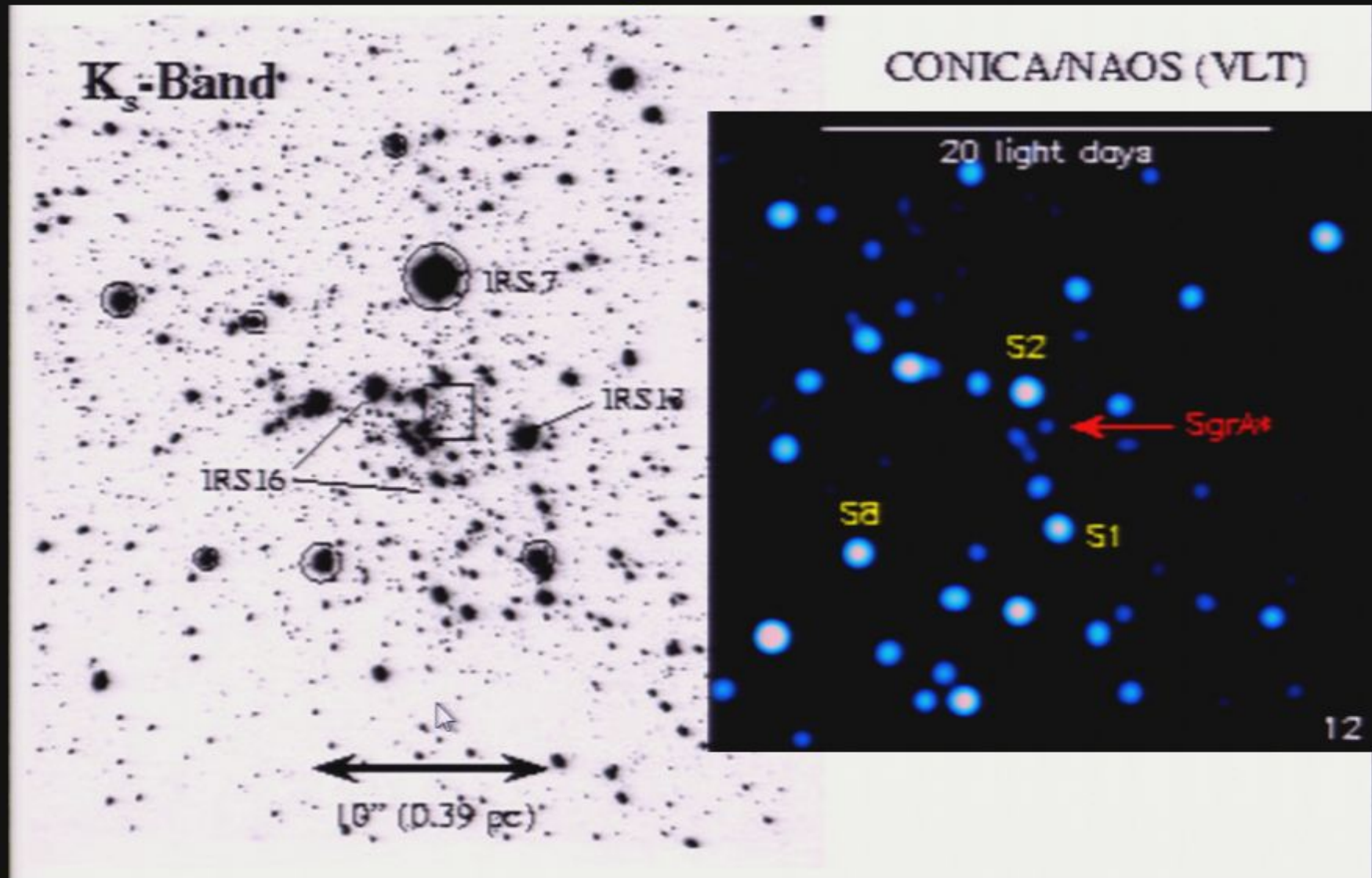


# SgrA\*



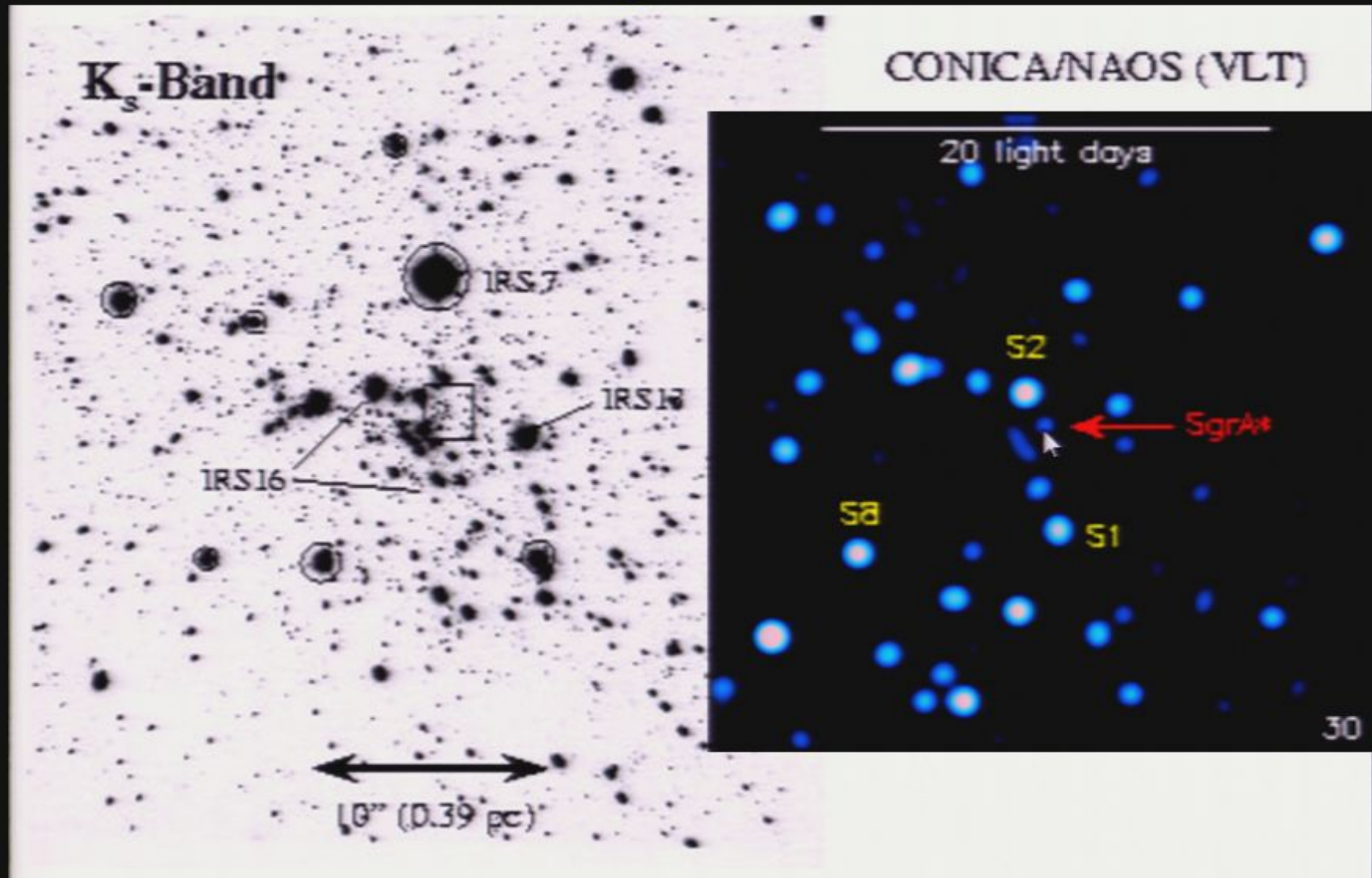
*3,700,000 solar masses*

# SgrA\*



*3,700,000 solar masses*

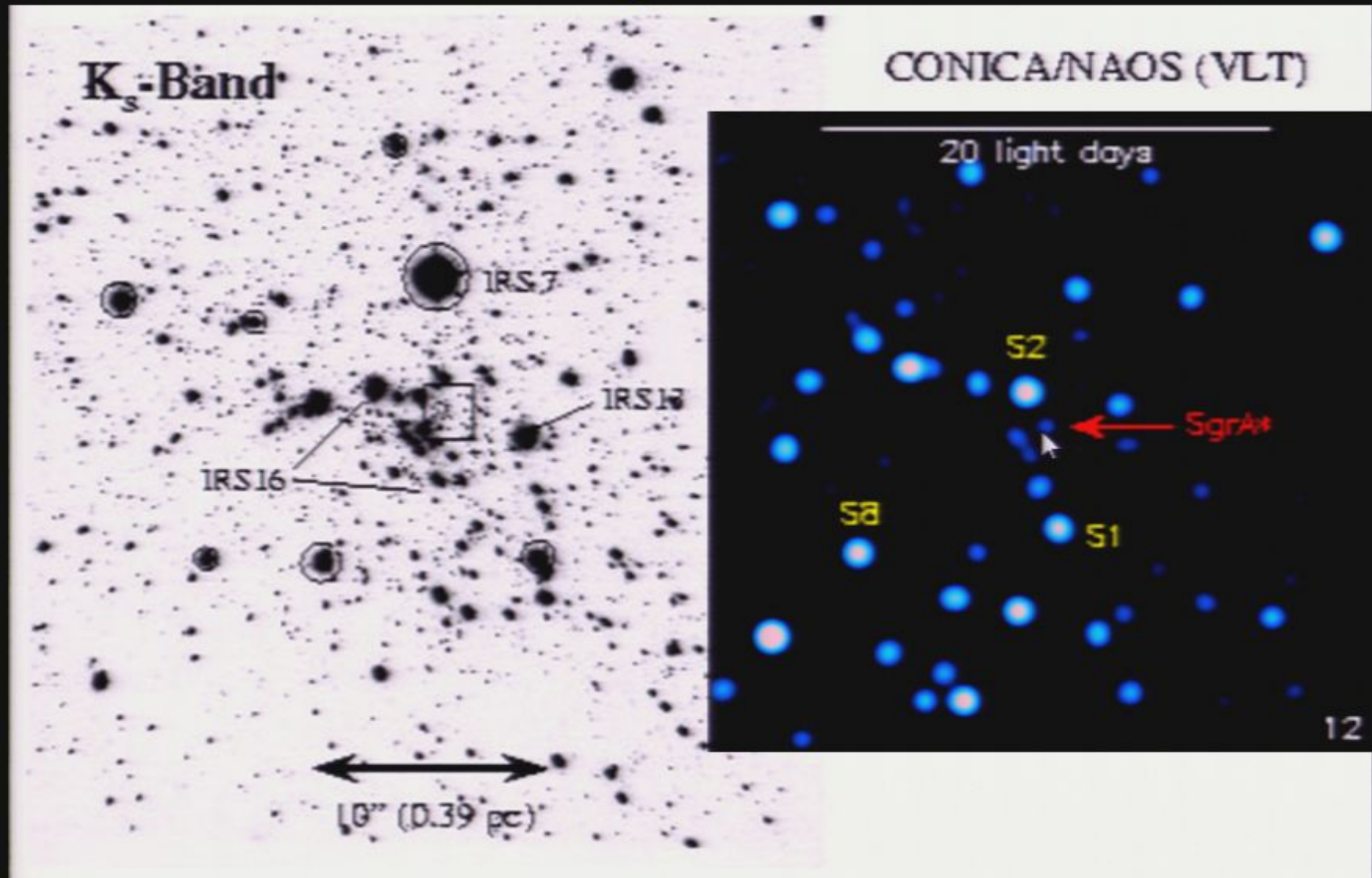
# SgrA\*



*3,700,000 solar masses*



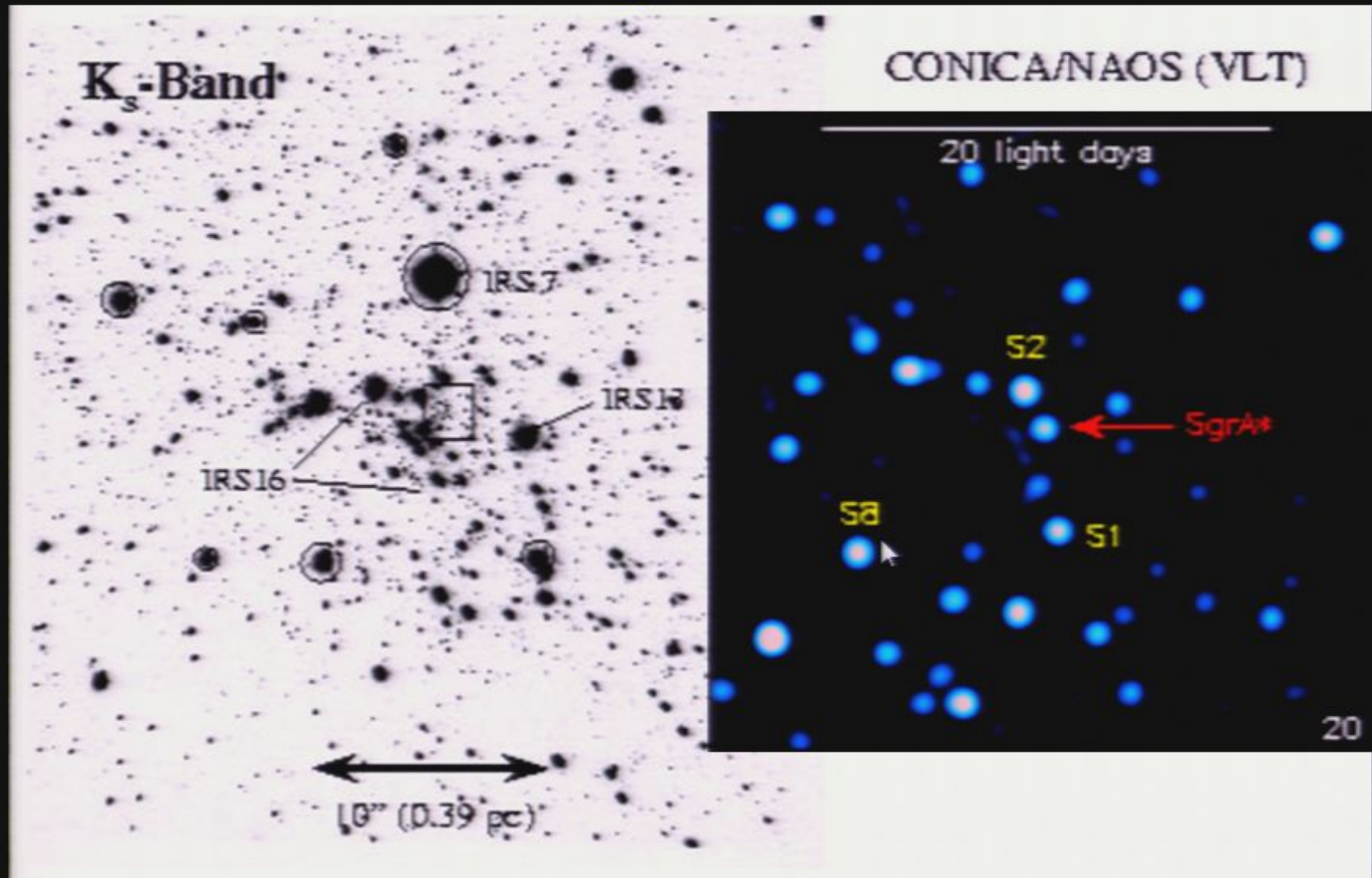
# SgrA\*



*3,700,000 solar masses*

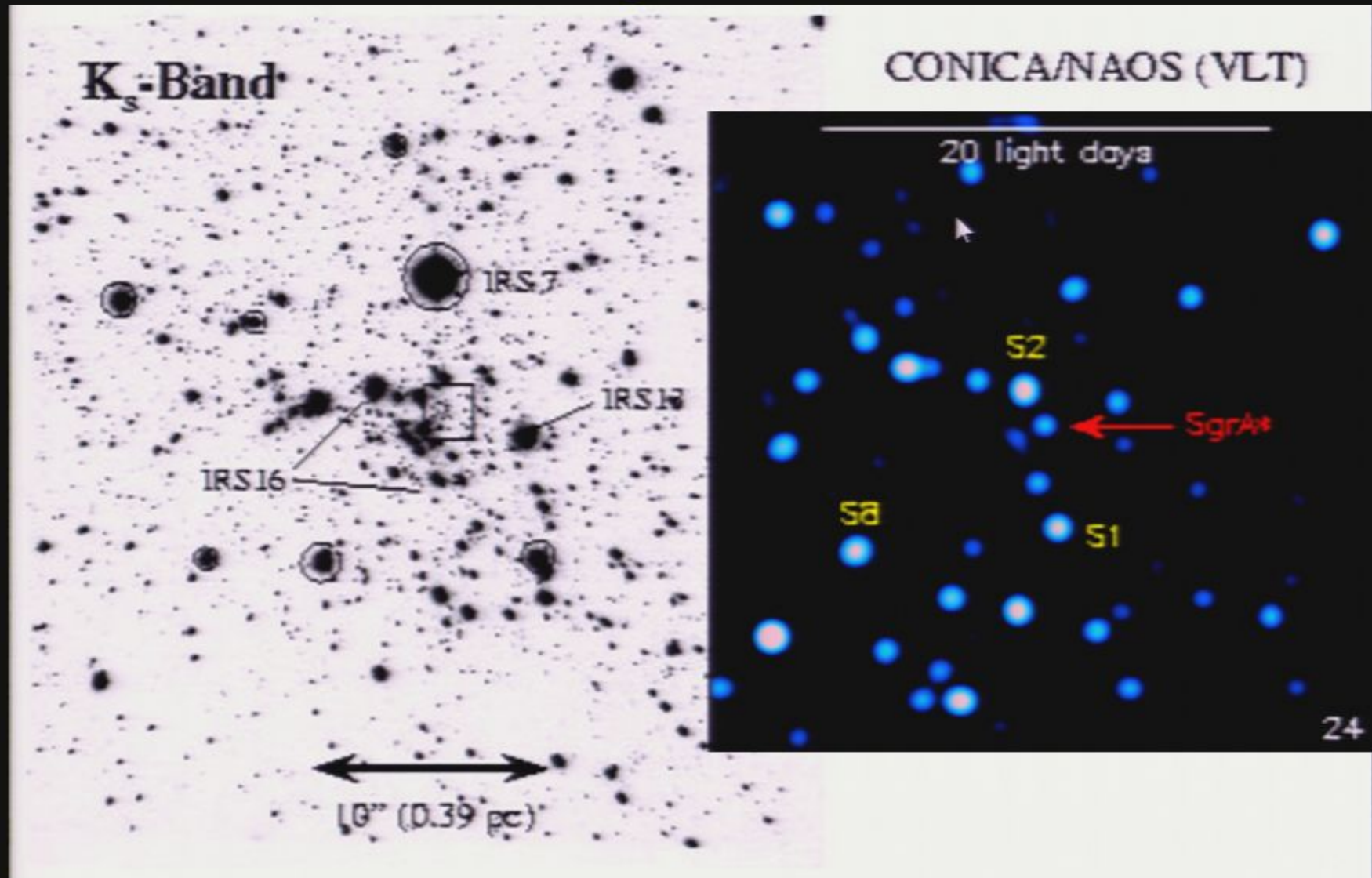


# SgrA\*



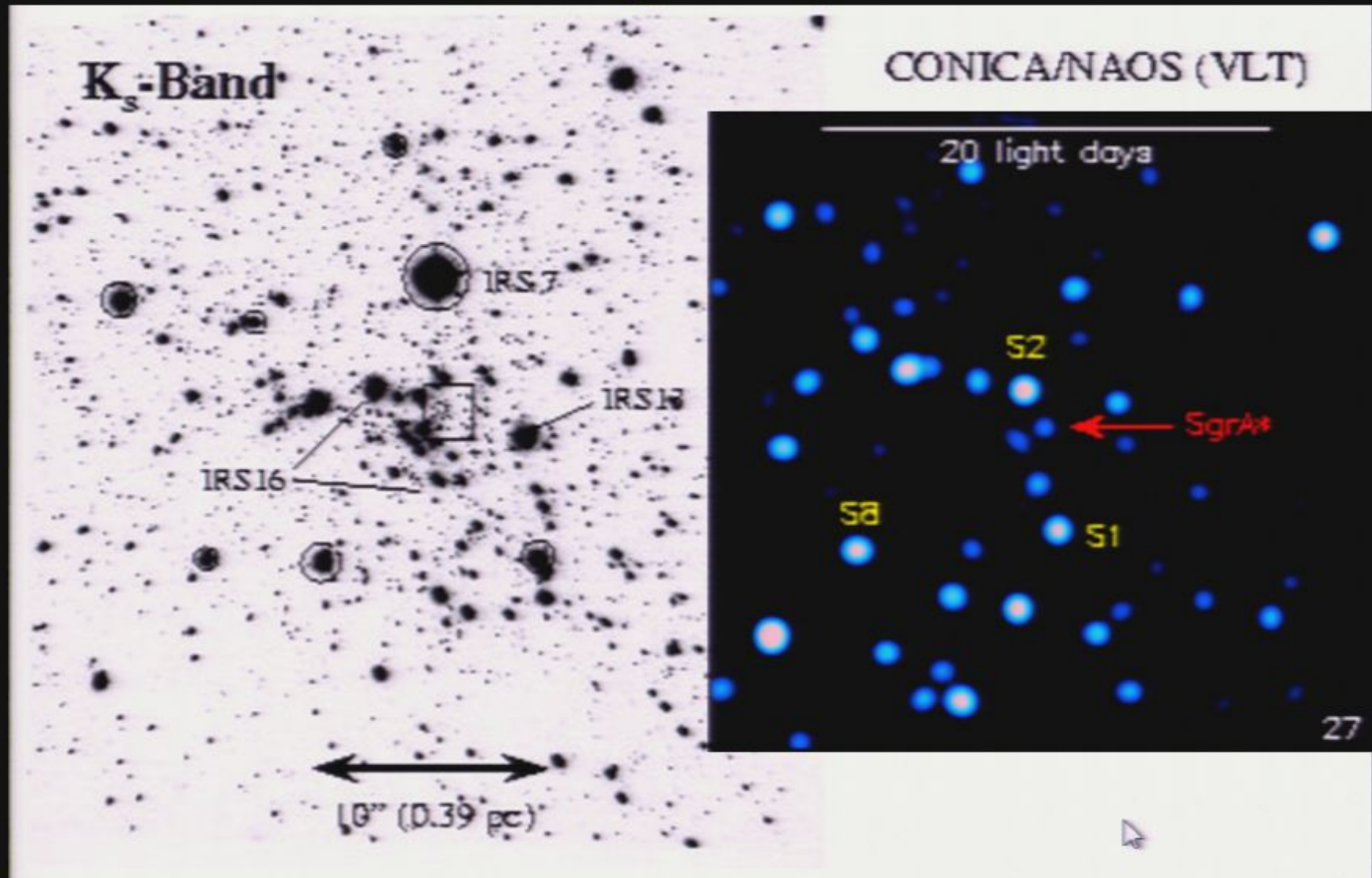
*3,700,000 solar masses*

# SgrA\*



*3,700,000 solar masses*

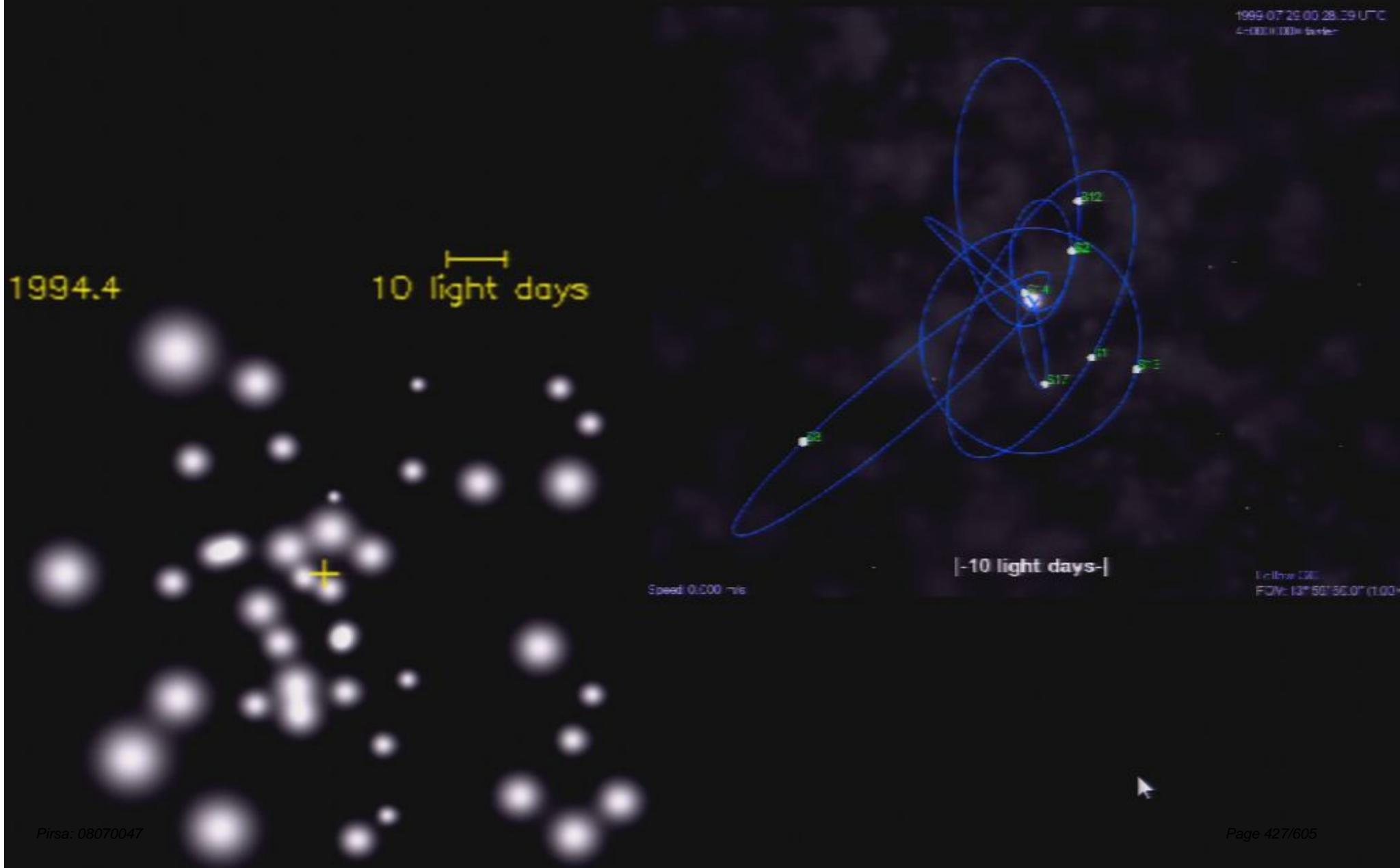
# SgrA\*



*3,700,000 solar masses*

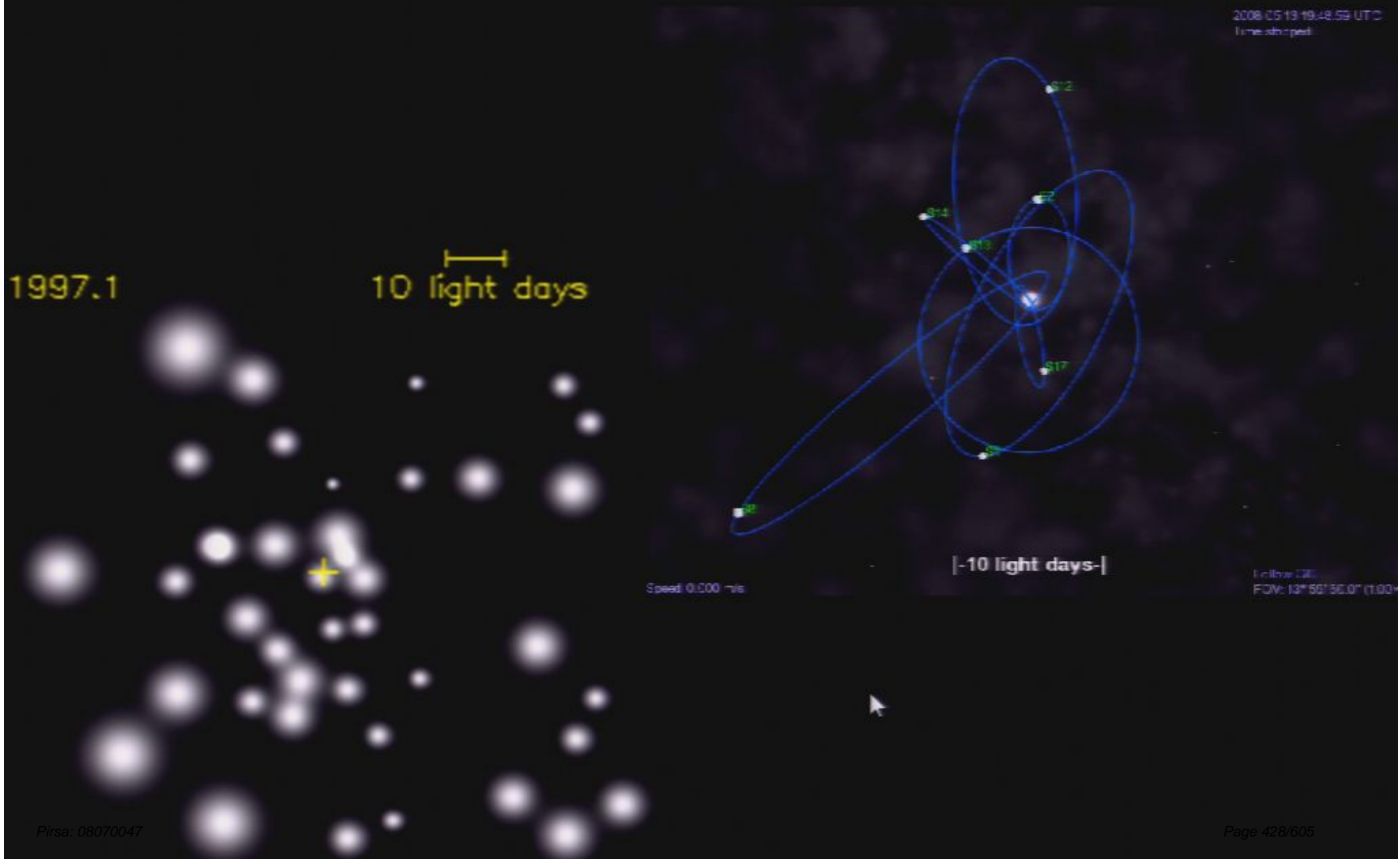


# SgrA\*





# SgrA\*



SgrA\*

2008-06-30 17:09:24 JTC  
4-0000000000000000

1999.6

10 light days

[-10 light days-]

Speed 0.000 r/s

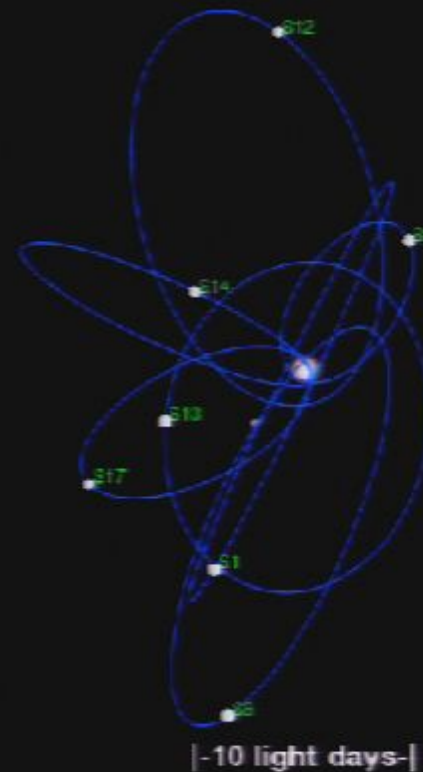
FOV: 13° 56' 56.0" (1.00°)

# SgrA\*

2011-11-16 01:22:44 UTC  
39,000,000x zoom

2002.3

10 light days



Speed: 0.000 m/s

Field of View: 13° 50' 50.0" (1.00")

# SgrA\*

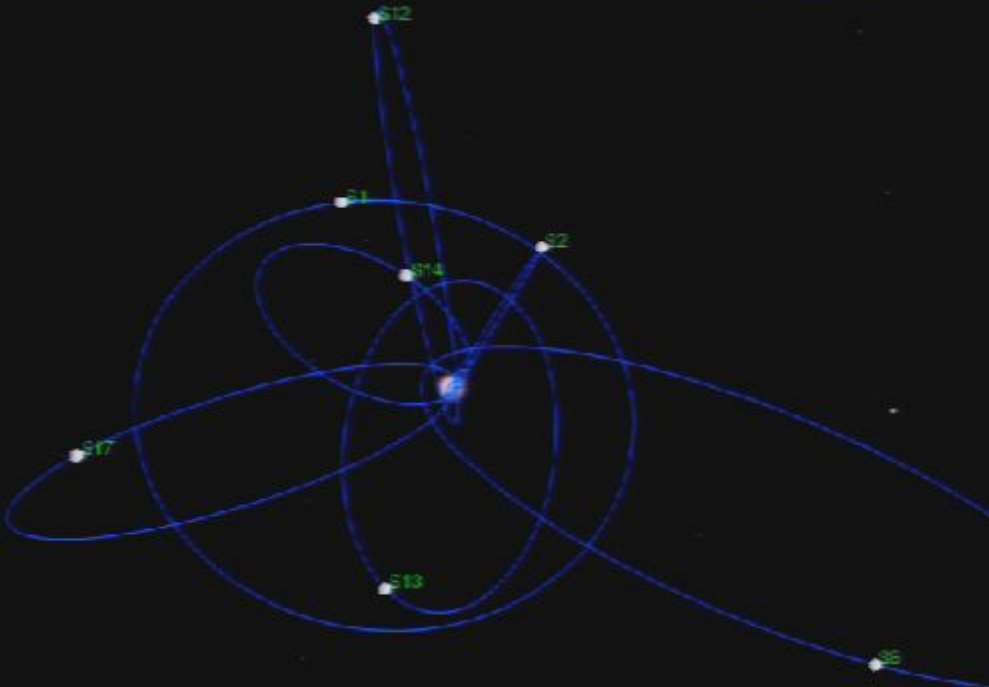
2024-01-28 00:49:24 UTC  
30,000,000x zoom

1992

10 light days



Speed: 0.000 m/s



[-10 light days-]

Field of View: 13° 55' 50.0" (1.00")



SgrA\*

2037 34 21 -0.02 44 JTC  
50000000000=taxes

1992

10 light days

[-10 light days-]

Speed: 0.100 m/s

FOV: 13° 50' 50.0" (1.00°)

SgrA\*

2049-02-08 - 8:00 UTC  
340000x0000=header

1992

10 light days

[-10 light days-]

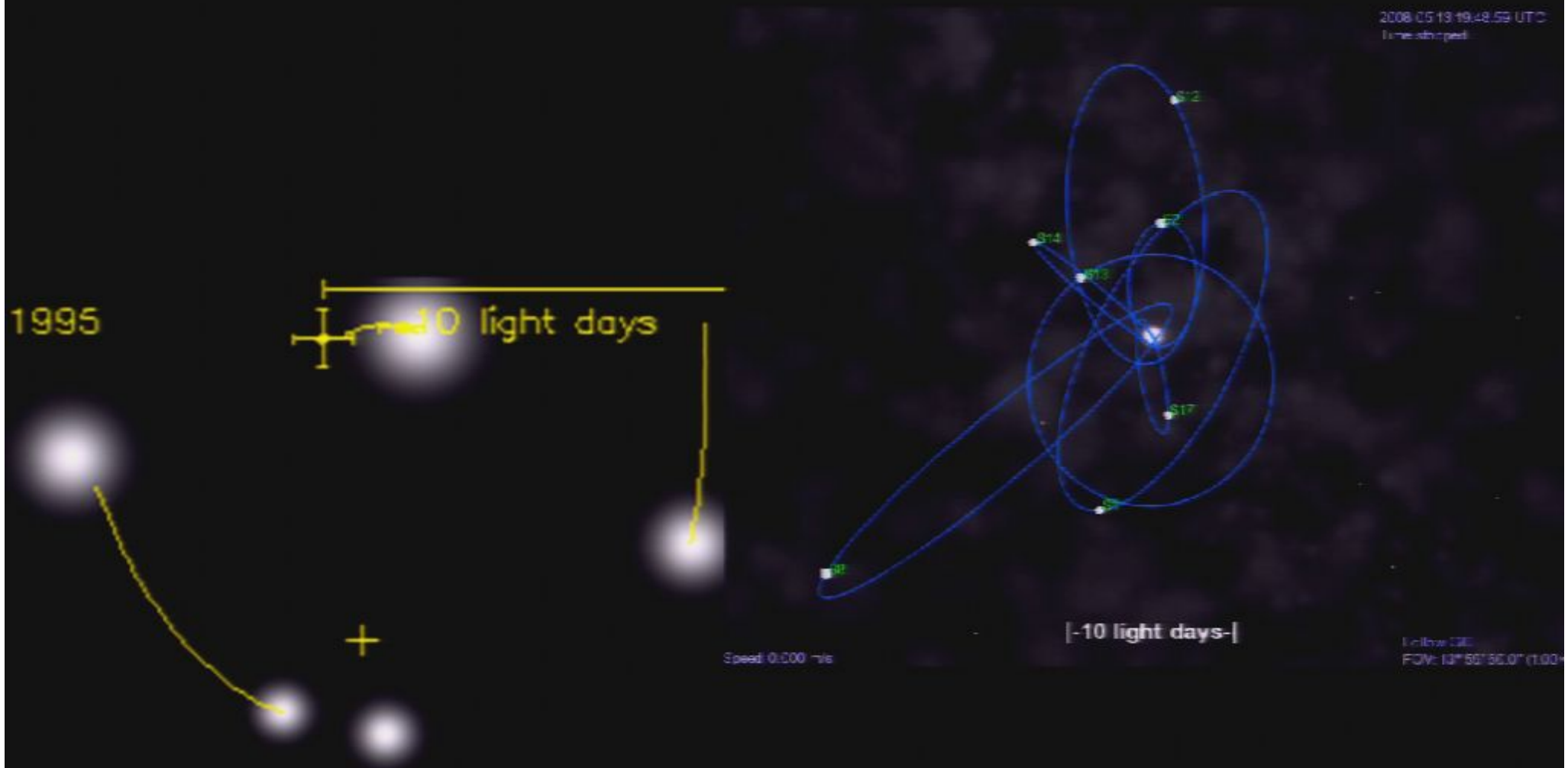
Speed 0.000 r/s

FOY: 13° 50' 50.0" (1.00+

# SgrA\*

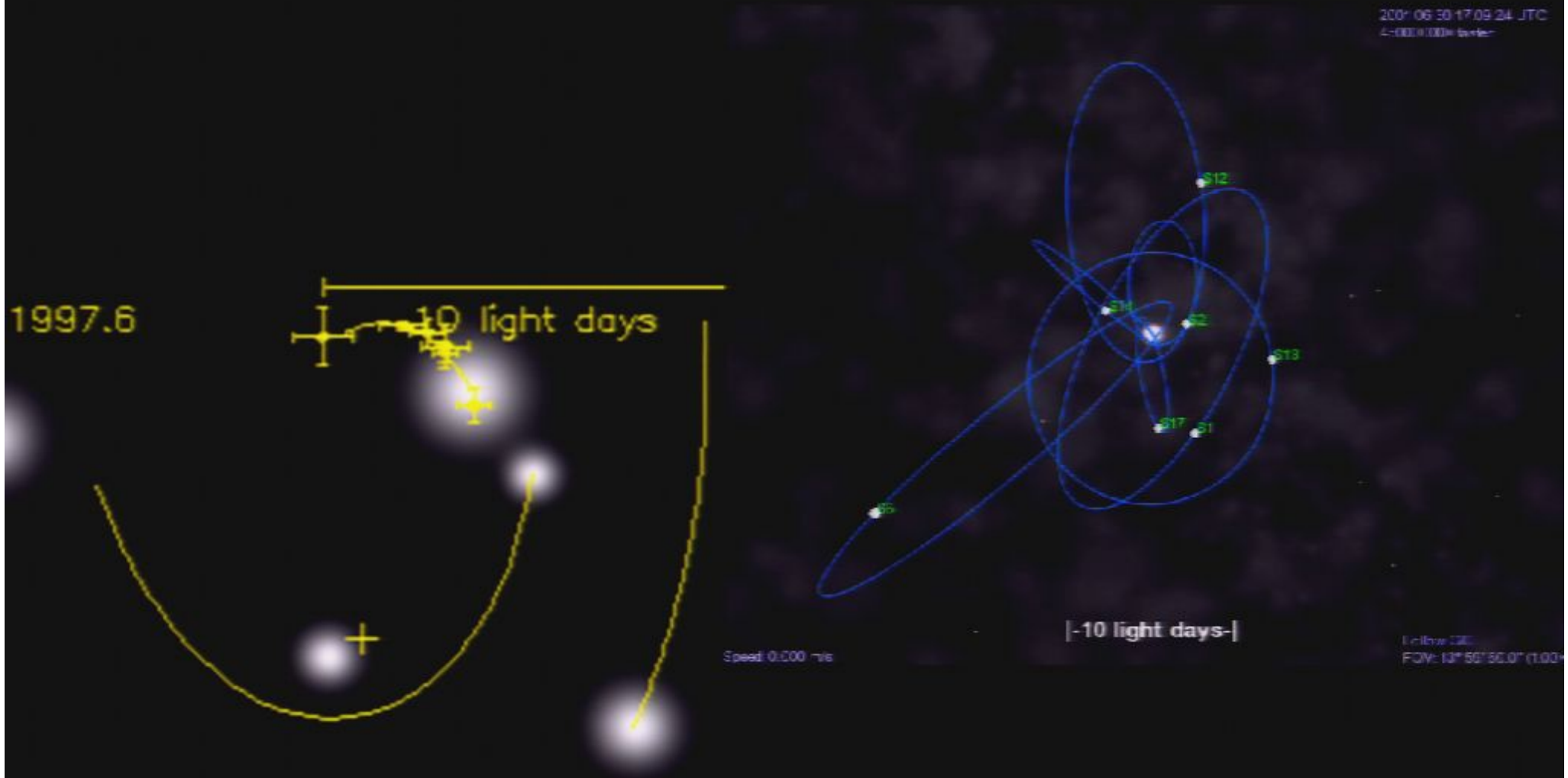


# SgrA\*





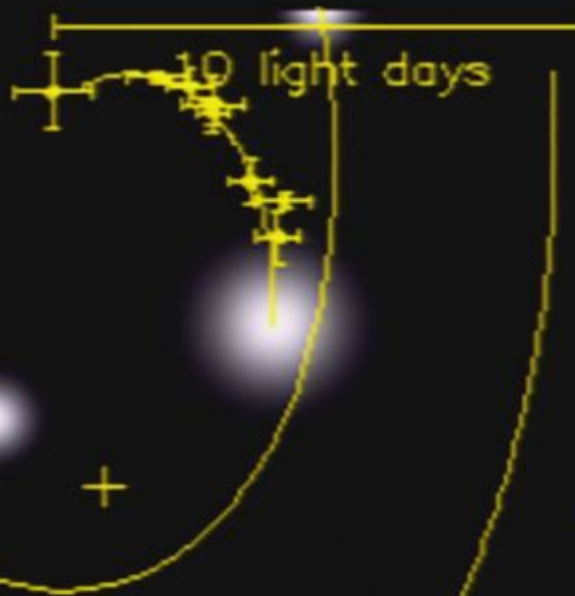
SgrA\*



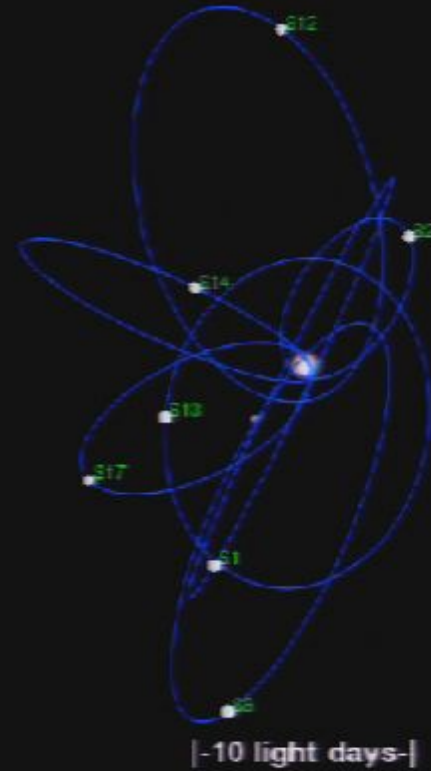
# SgrA\*

2011 09 19 08:29:24 UTC  
30,000,000x zoom

2000.2



Speed: 0.000 m/s

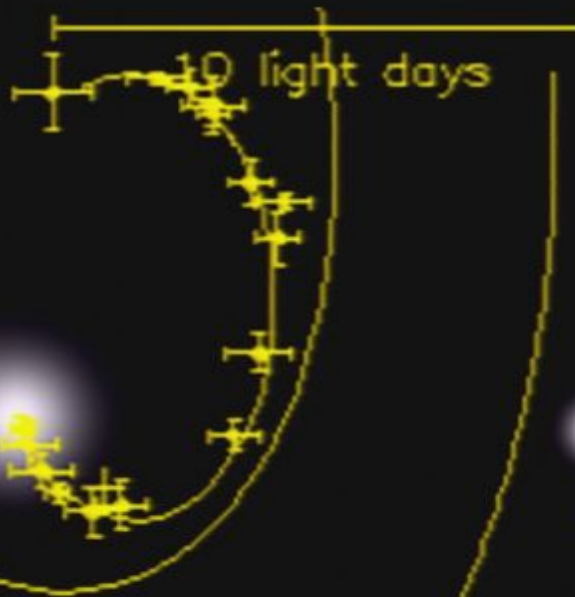


Field of View: 13" 50' 50.0" (1.00")

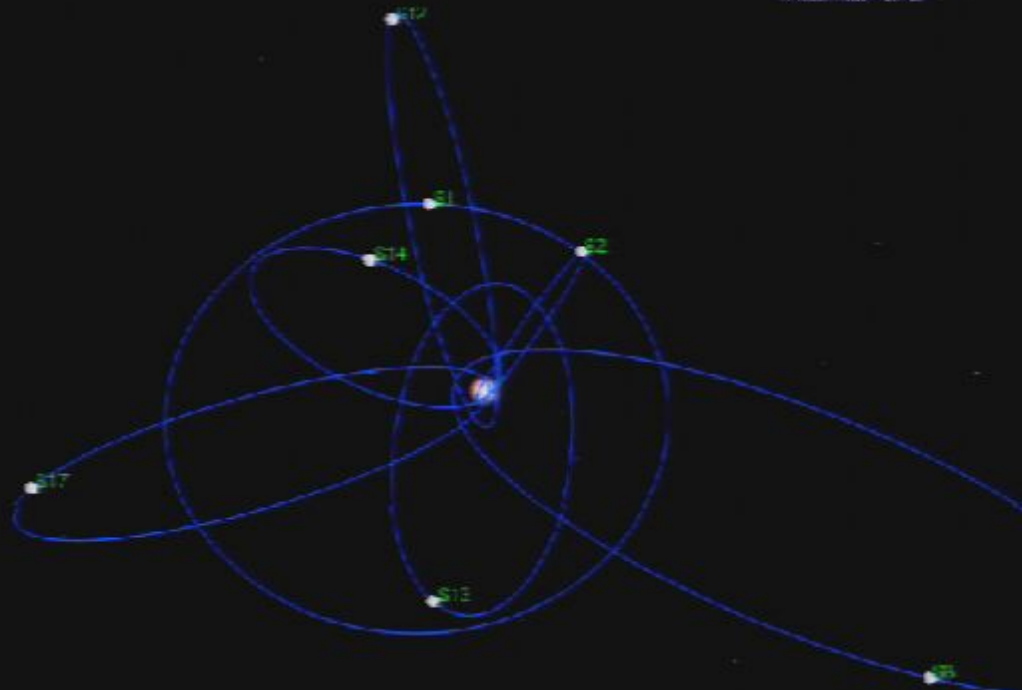
# SgrA\*

2023-02-15 00:29:24 UTC  
30,000,000x zoom

2002.6



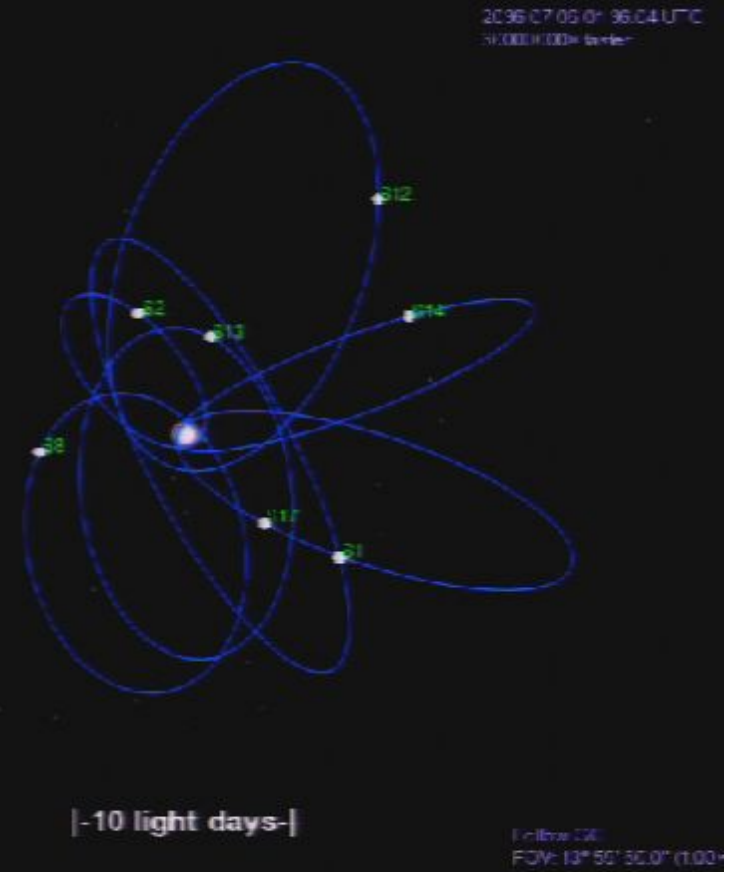
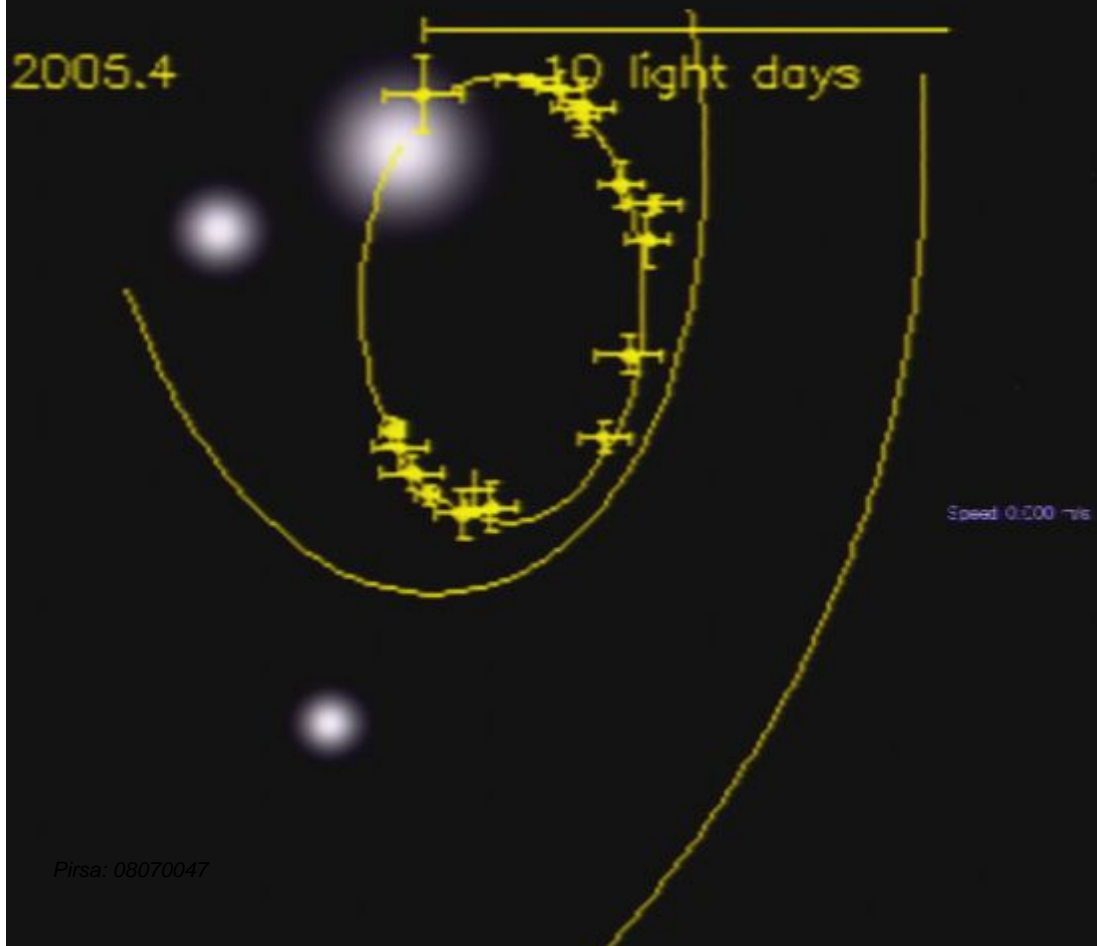
Speed 0.000 m/s



[-10 light days-]

File: 100  
FOV: 13° 56' 50.0" (1.00)

SgrA\*



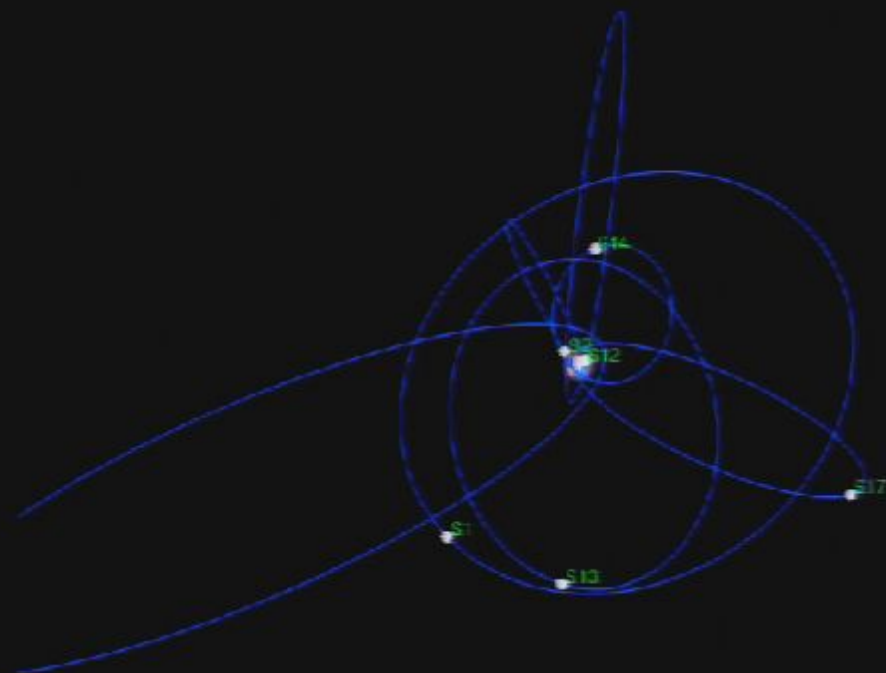


# SgrA\*

2048 10 16 00.29.24 UTC  
30,000x1000x1000

1993.1

10 light days

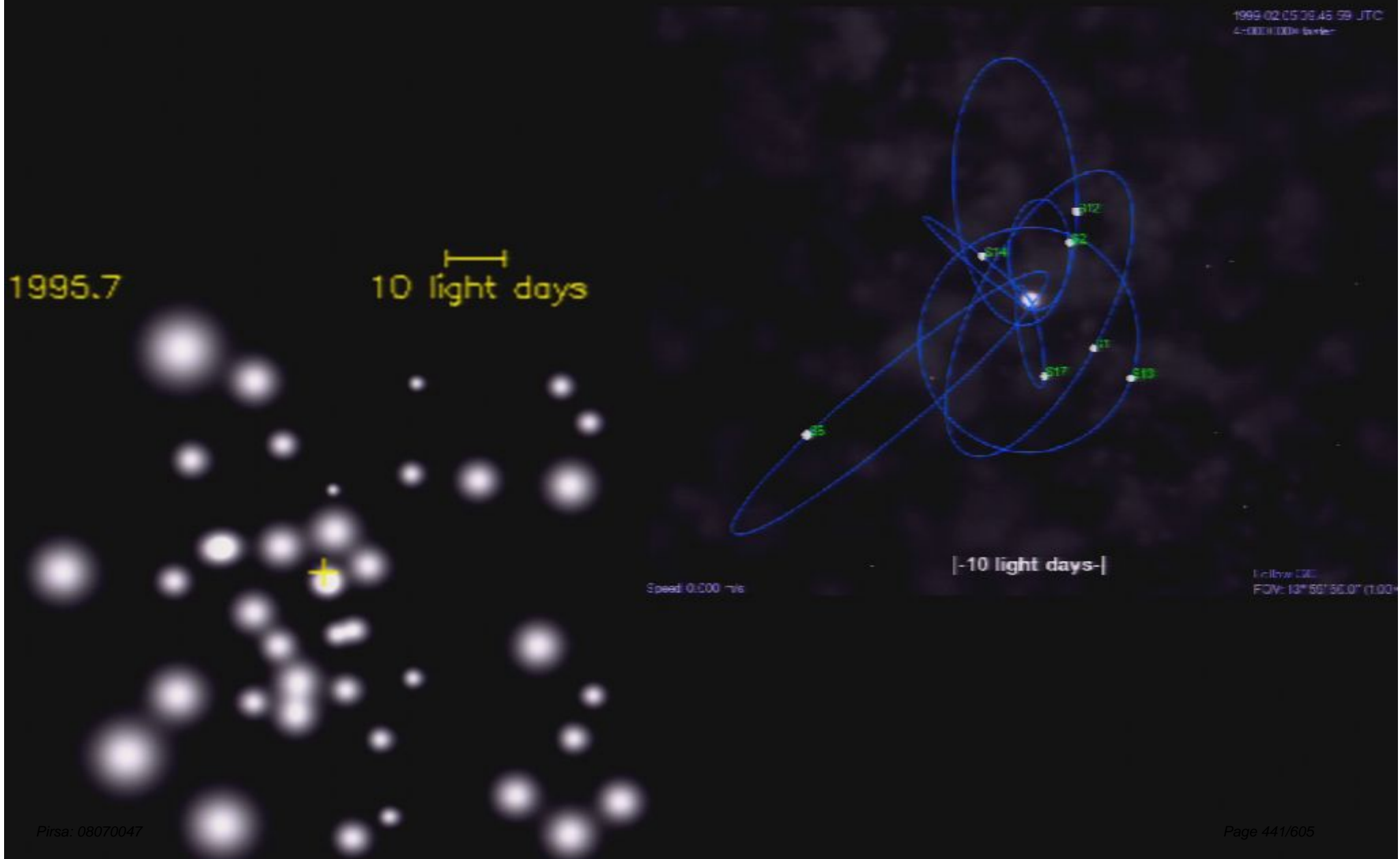


Speed: 0.000 m/s

[-10 light days-]

Field of View: 13" 50' 50.0" (1.00")

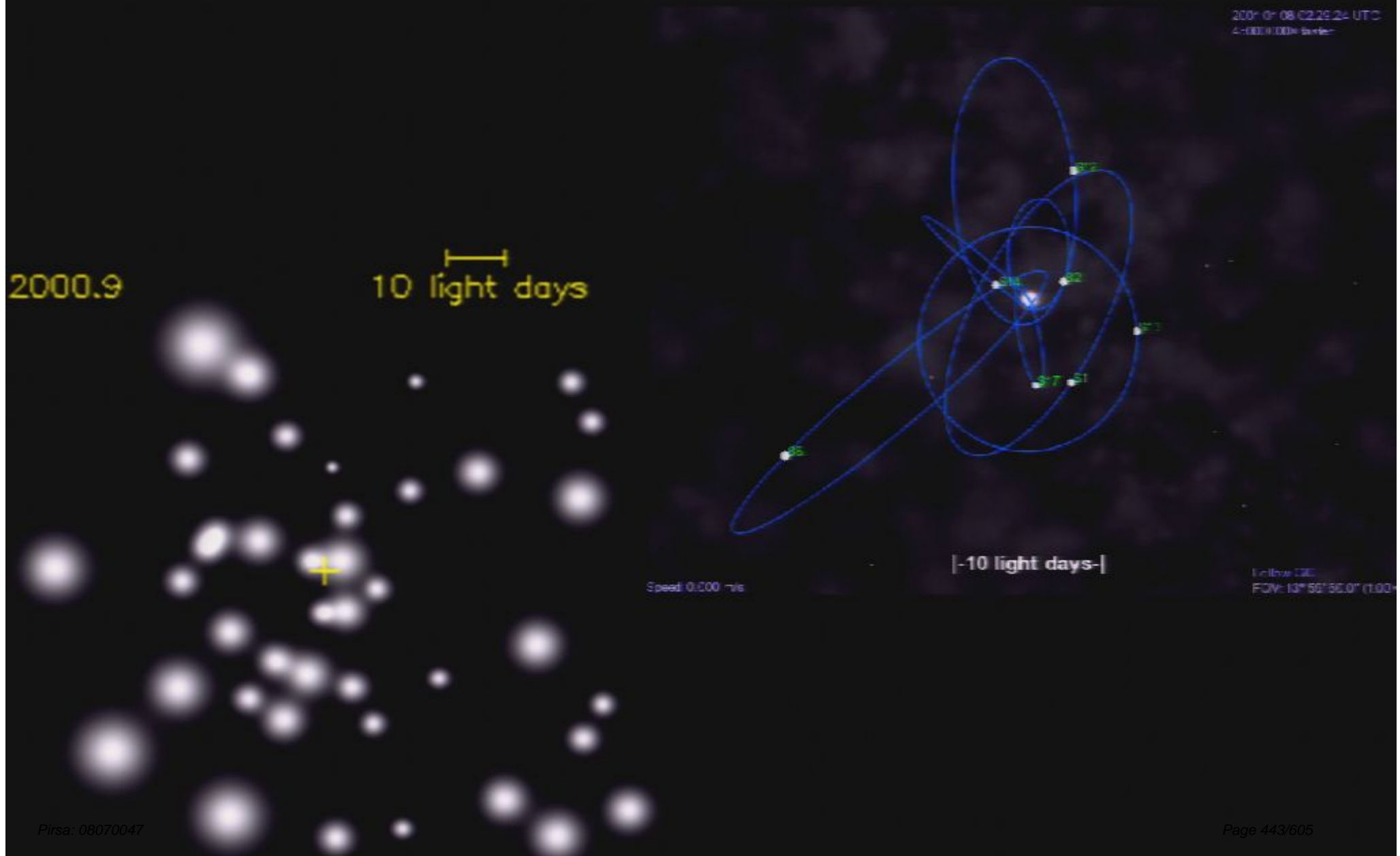
# SgrA\*



# SgrA\*



# SgrA\*





# SgrA\*

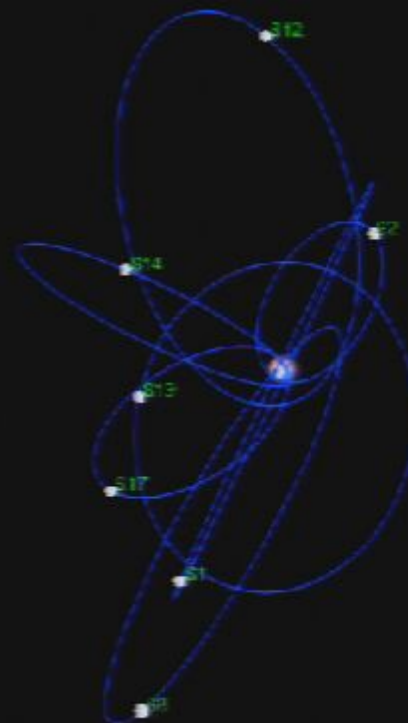
2011 03 29 17:48:24 UTC  
39,000,000x zoom

1992

10 light days



Speed: 0.000 m/s



[-10 light days-]

Field of View: 13" 50' 50.0" (1.00")

# Black Hole Evidence

NGC 4696



M33

Optical  
(Kitt Peak)



# Black Hole Evidence


NGC 4696

Radio/Near-Infrared



M33

Optical  
(Kitt Peak)



# Black Hole Evidence

NGC 4696

X-ray/Radio/Near-Infrared



M33

Optical  
(Kitt Peak)





# Black Hole Evidence

NGC 4696

X-ray (fullfield)

M33

Optical  
(Kitt Peak)

# Black Hole Evidence

NGC 4696

X-ray (fullfield)



M33

Optical  
(Kitt Peak)



# Black Hole Evidence

NGC 4696

X-ray (fullfield)



M33

Optical  
(Kitt Peak)



# Black Hole Evidence

NGC 4696

X-ray (fullfield)



M33

Optical  
(Kitt Peak)





# Black Hole Evidence

NGC 4696

X-ray (fullfield)



M33

Optical  
(Kitt Peak)



# Black Hole Evidence

NGC 4696

X-ray (fullfield)



M33

Optical  
(Kitt Peak)



# Black Hole Evidence

NGC 4696

X-ray (fullfield)



M33

Optical  
(Kitt Peak)



# Black Hole Evidence


NGC 4696

X-ray (fullfield)



M33

Optical  
(Kitt Peak)





# Black Hole Evidence

NGC 4696

X-ray (fullfield)

BLACK HOLE  
CAVITIES



M33

Optical  
(Kitt Peak)

# Black Hole Evidence

NGC 4696

X-ray (fullfield)

BLACK HOLE  
CAVITIES



M33

Optical  
(Gemini)



# Black Hole Evidence

NGC 4696

X-ray (fullfield)

BLACK HOLE  
CAVITIES



M33

Optical  
(Gemini)





# Black Hole Evidence

NGC 4696

X-ray (fullfield)



M33

Optical  
(Gemini)





# Black Hole Evidence


NGC 4696

X-ray (fullfield)



M33

Optical  
(Gemini)



# Black Hole Evidence

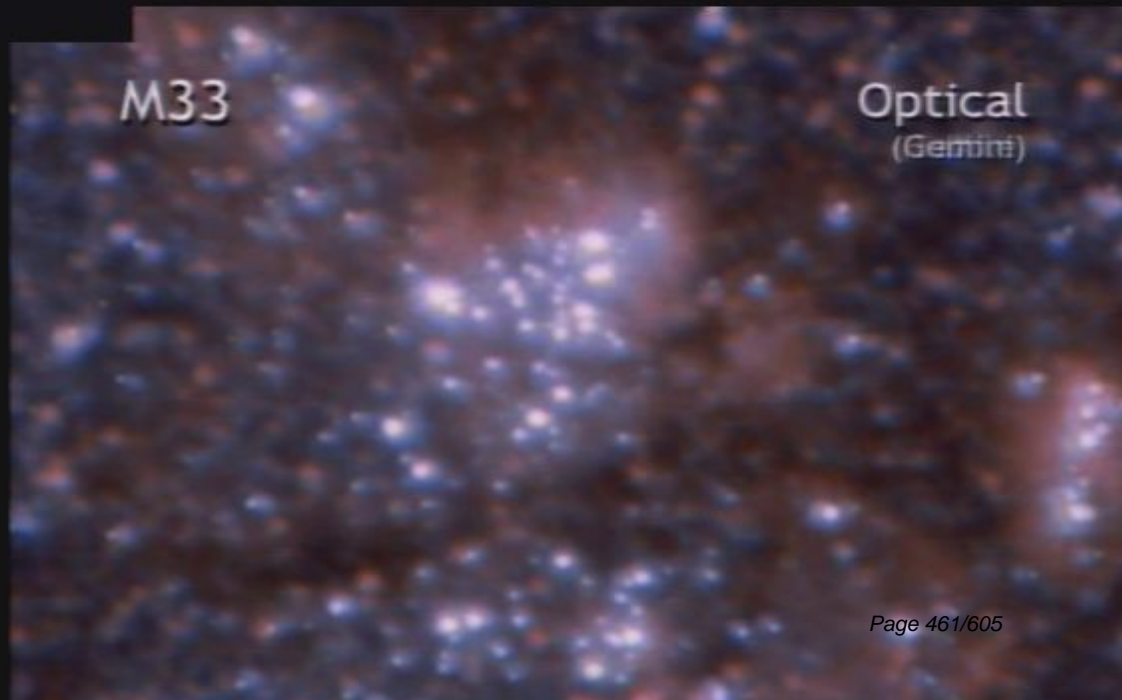
NGC 4696

X-ray (fullfield)



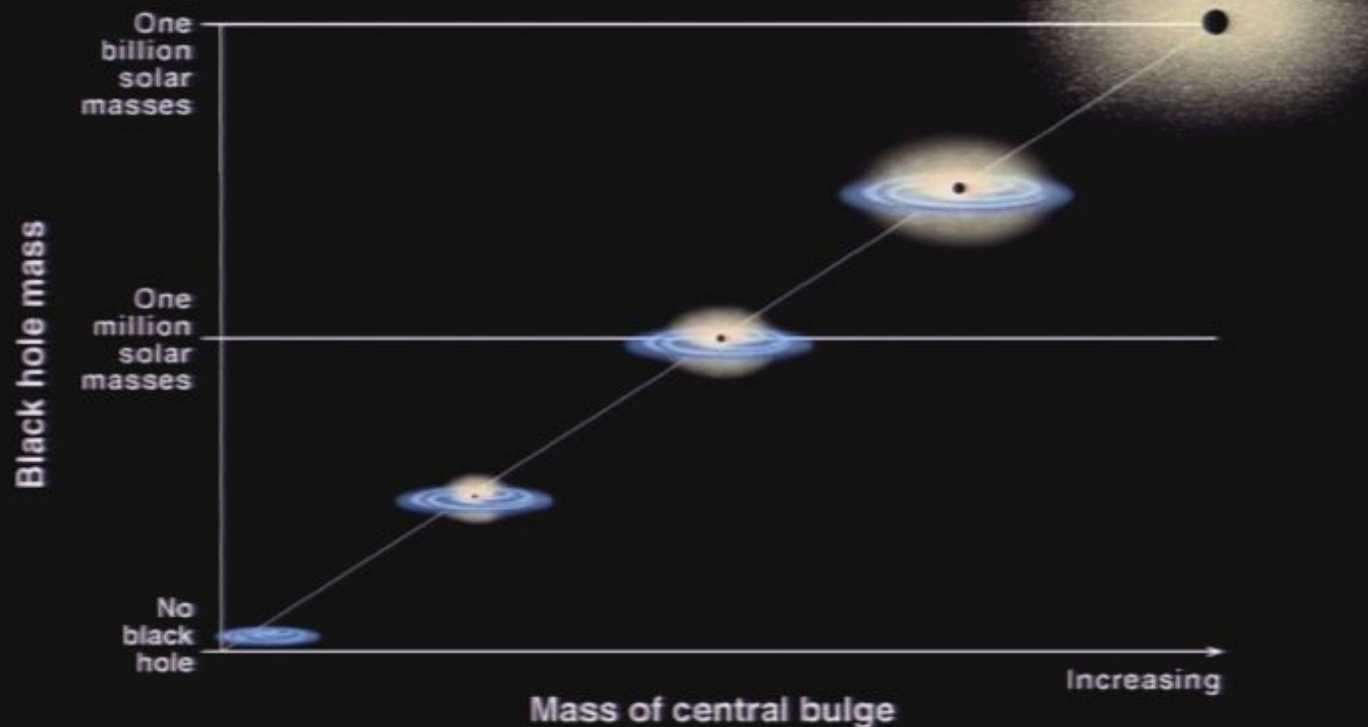
M33

Optical  
(Gemini)




# Speed of Gas and Black Holes

## Correlation Between Black Hole Mass and Bulge Mass



- It discovered a correlation between a Black Hole's mass and the average speed of the stars in the galaxy's central bulge.
- The faster the stars are moving, the larger the black hole.
- The central Black Hole comprises 0.5% of mass of stars in the spheroid of the galaxy. (Magorrian Relation)
- Previously, black holes were seen as the endpoints of evolution, the final resting state of most or all of the matter in the universe. Now we believe black holes also play a critical role in the birth of galaxies "

# When Black Holes Collide





# When Black Holes Collide




# When Black Holes Collide



# When Black Holes Collide



# When Black Holes Collide





# When Black Holes Collide



# When Black Holes Collide



# When Black Holes Collide



# When Black Holes Collide






# When Black Holes Collide



# Frame Dragging and Gravitational Waves



# Frame Dragging and Gravitational Waves



# Frame Dragging and Gravitational Waves





# Frame Dragging and Gravitational Waves



# Frame Dragging and Gravitational Waves



# Frame Dragging and Gravitational Waves



# Frame Dragging and Gravitational Waves





# Frame Dragging and Gravitational Waves



# Frame Dragging and Gravitational Waves



# Frame Dragging and Gravitational Waves



# Frame Dragging and Gravitational Waves







# Frame Dragging and Gravitational Waves




# Frame Dragging and Gravitational Waves



# Frame Dragging and Gravitational Waves



# Frame Dragging and Gravitational Waves







# Frame Dragging and Gravitational Waves




# Frame Dragging and Gravitational Waves



# Frame Dragging and Gravitational Waves




# Frame Dragging and Gravitational Waves







## *Nasa's Latest Animation*




## *Nasa's Latest Animation*



## *Nasa's Latest Animation*




## *Nasa's Latest Animation*







## *Nasa's Latest Animation*




## *Nasa's Latest Animation*



## *Nasa's Latest Animation*




## *Nasa's Latest Animation*







## *Nasa's Latest Animation*




## *Nasa's Latest Animation*



## *Nasa's Latest Animation*




## *Nasa's Latest Animation*

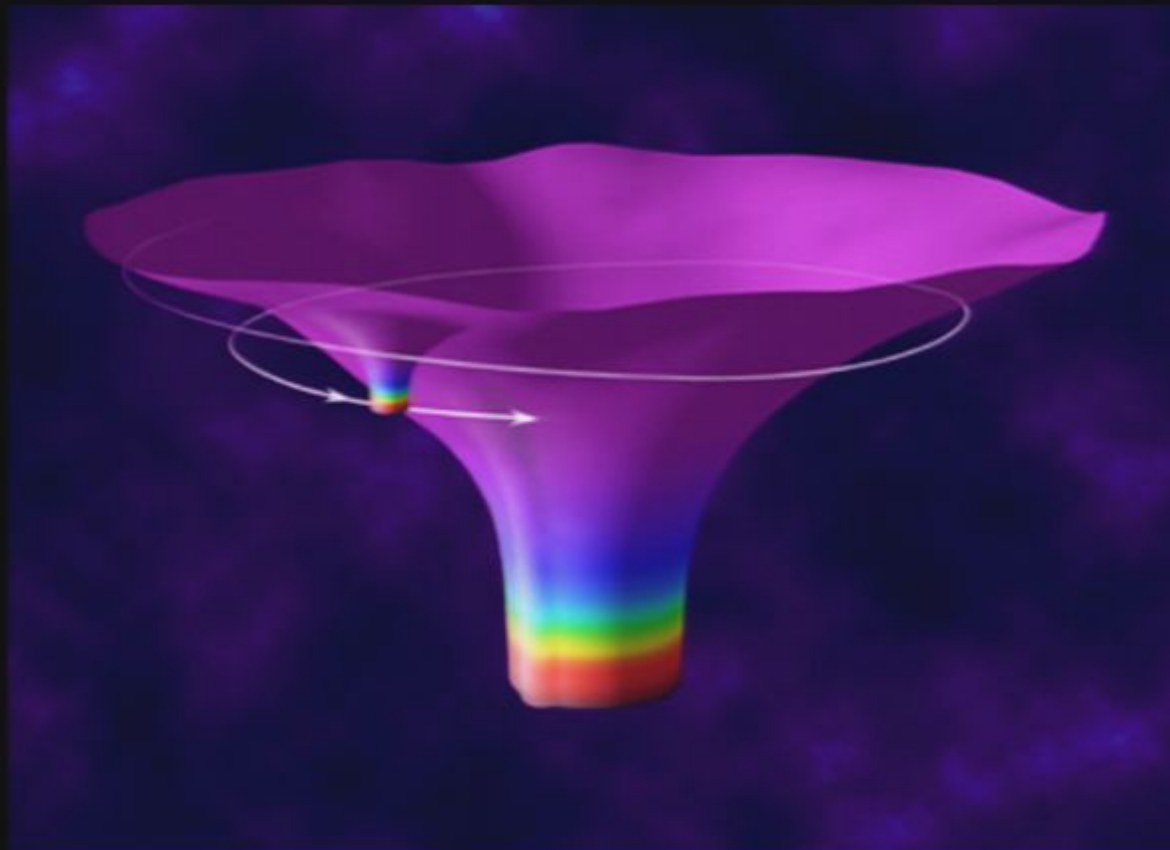




## *Nasa's Latest Animation*



*This is the final  
piece of the  
puzzle that needs  
to be verified*



# Wave Detection



*The race is on and the detectors  
are in place or being readied for  
orbit:*

LIGO  
VIRGO  
GEO600  
TAMA  
AURIGA

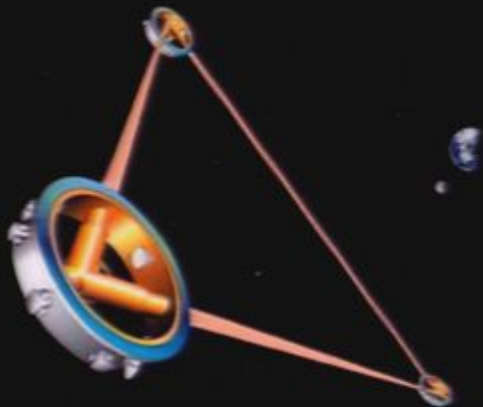
# Wave Detection



*The GEO600 detector, located in a field outside Hannover in Germany*



*Auriga*



Pirsa: 08070047  
*Laser Interferometer Space Antenna*





*Laser Interferometer Gravitational Wave Observatory (LIGO), Richland*



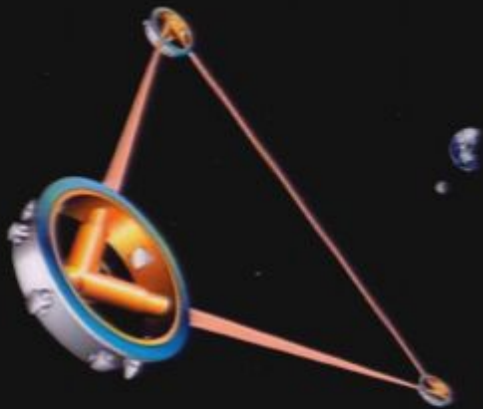
# Wave Detection



*The GEO600 detector, located in a field outside Hannover in Germany*



*Auriga*



*Laser Interferometer Space Antenna*





*Laser Interferometer Gravitational Wave Observatory (LIGO), Richland*

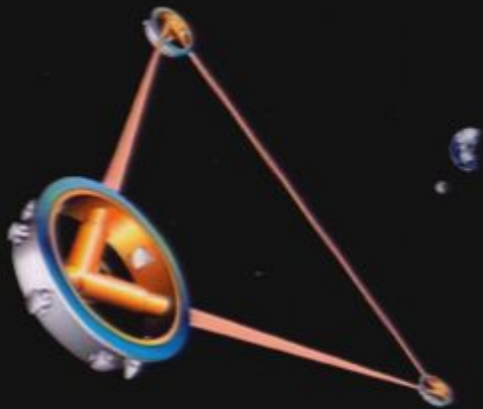
# Wave Detection



*The GEO600 detector, located in a field outside Hannover in Germany*



*Auriga*







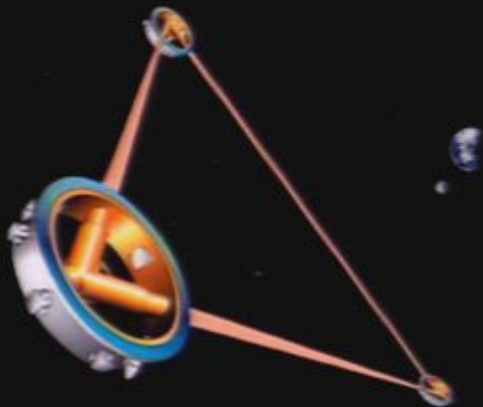
# Wave Detection



*The GEO600 detector, located in a field outside Hannover in Germany*





*Auriga*



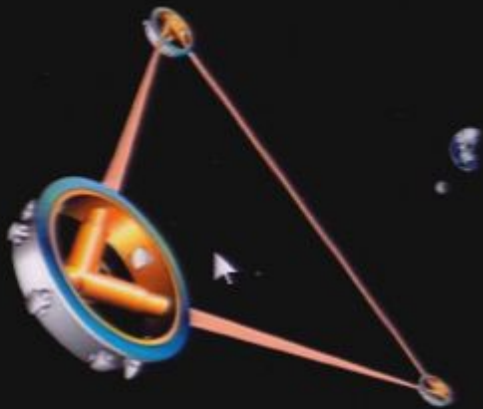
# Wave Detection



*The GEO600 detector, located in a field outside Hannover in Germany*



*Auriga*



*Laser Interferometer Space Antenna*





*Laser Interferometer Gravitational Wave Observatory (LIGO), Richland*



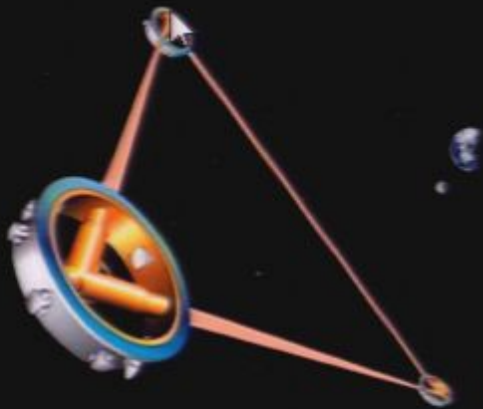
# Wave Detection



*The GEO600 detector, located in a field outside Hannover in Germany*



*Auriga*



*Laser Interferometer Space Antenna*





*Laser Interferometer Gravitational Wave Observatory (LIGO), Richland*

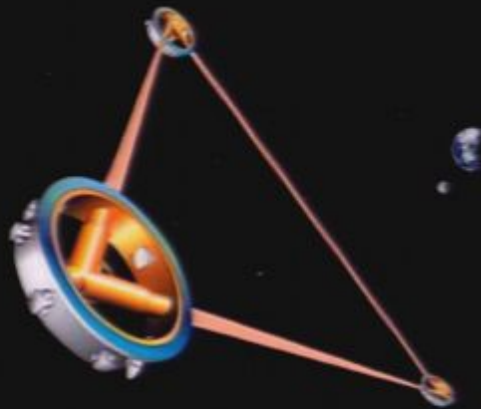
# Wave Detection



*The GEO600 detector, located in a field outside Hannover in Germany*



*Auriga*



*Laser Interferometer Space Antenna*





*Laser Interferometer Gravitational Wave Observatory (LIGO), Richland*



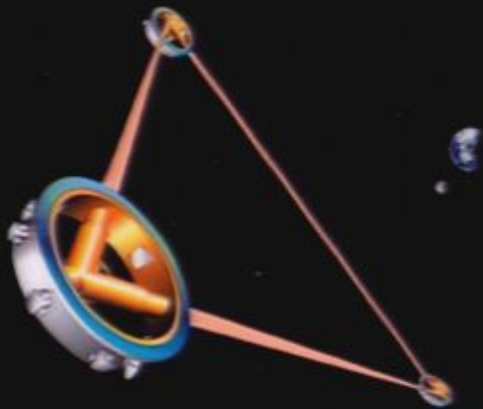
# Wave Detection



*The GEO600 detector, located in a field outside Hannover in Germany*



*Auriga*



Pirsa: 08070047  
*Laser Interferometer Space Antenna*





*Laser Interferometer Gravitational Wave Observatory (LIGO), Richland*

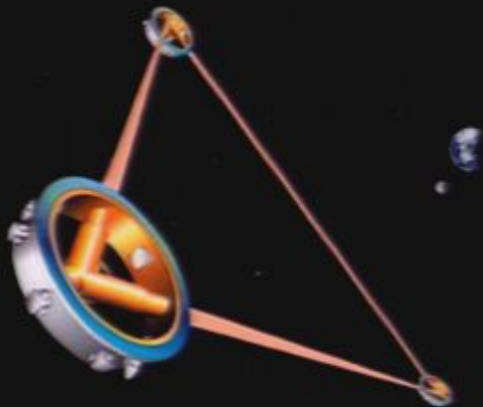
# Wave Detection



*The GEO600 detector, located in a field outside Hannover in Germany*



*Auriga*



*Laser Interferometer Space Antenna*





*Laser Interferometer Gravitational Wave Observatory (LIGO), Richland*



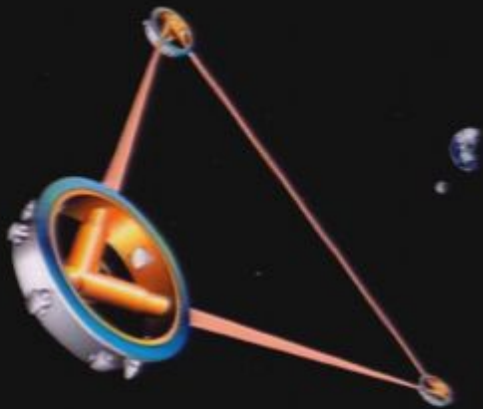
# Wave Detection



*The GEO600 detector, located in a field outside Hannover in Germany*



*Auriga*




Pirsa: 08070047  
*Laser Interferometer Space Antenna*



*Laser Interferometer Gravitational Wave Observatory (LIGO), Richland*


# Lisa

\* Distance between each craft is 5 000 000 km




## *Lisa*

➤ *Distance between each craft is 5,000,000 km*



## *Lisa*


- Distance between each craft is 5,000,000 km
- Will follow Earth's orbit by 20 degrees





## Lisa

- Distance between each craft is 5,000,000 km
- Will follow Earth's orbit by 20 degrees
- Will be able to detect  $\Delta L/L$  less than  $10^{-21}$  (that  $\Delta L$  of  $10^{-19}$  cm)




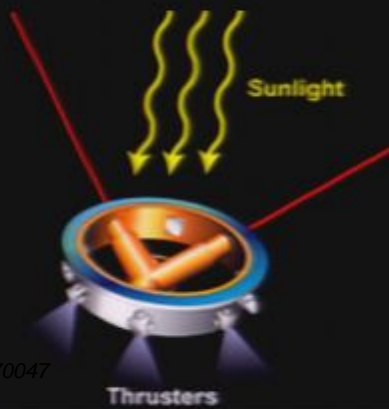
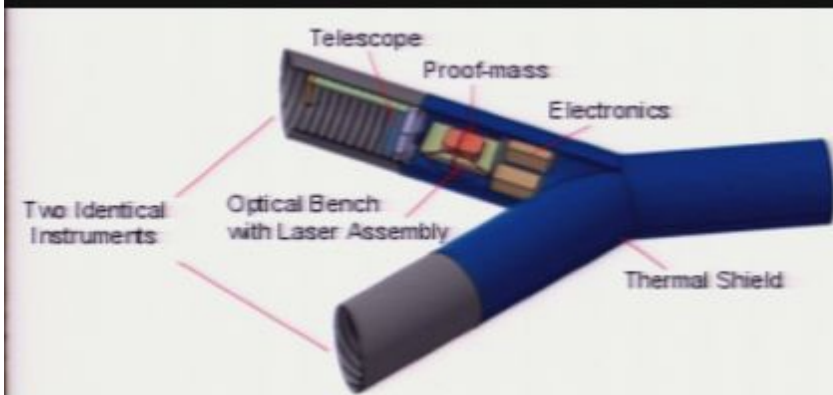
## Lisa

- Distance between each craft is 5,000,000 km
- Will follow Earth's orbit by 20 degrees
- Will be able to detect  $\Delta L/L$  less than  $10^{-21}$  (that  $\Delta L$  of  $10^{-10}$  cm)



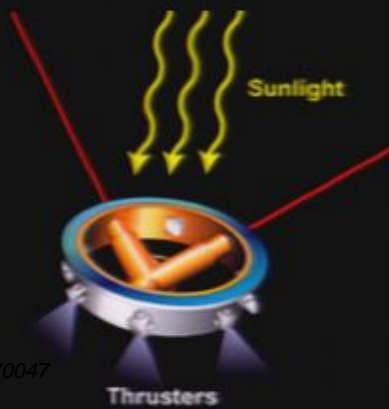
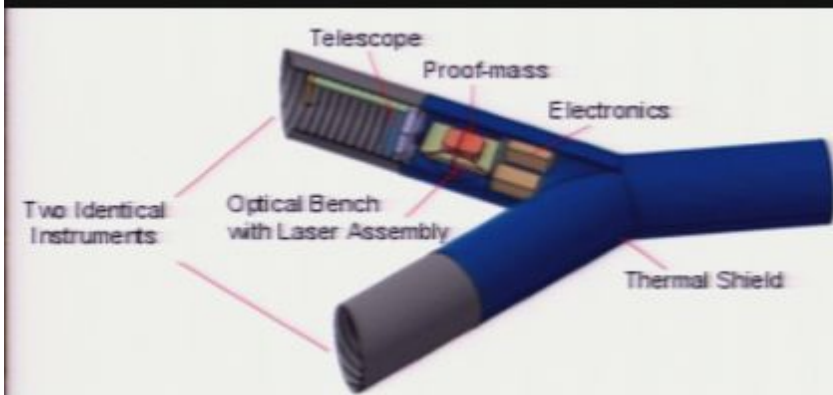
## Lisa

- Distance between each craft is 5,000,000 km
- Will follow Earth's orbit by 20 degrees
- Will be able to detect  $\Delta L/L$  less than  $10^{-21}$  (that  $\Delta L$  of  $10^{-10}$  cm)
- Launch date set for 2015 (5 year duration)



## Lisa

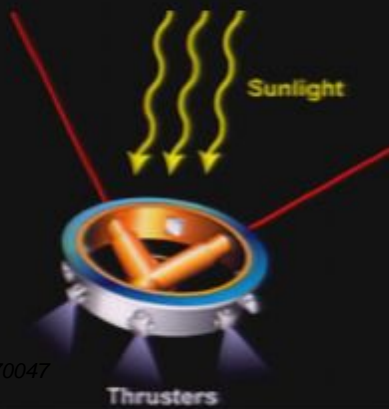
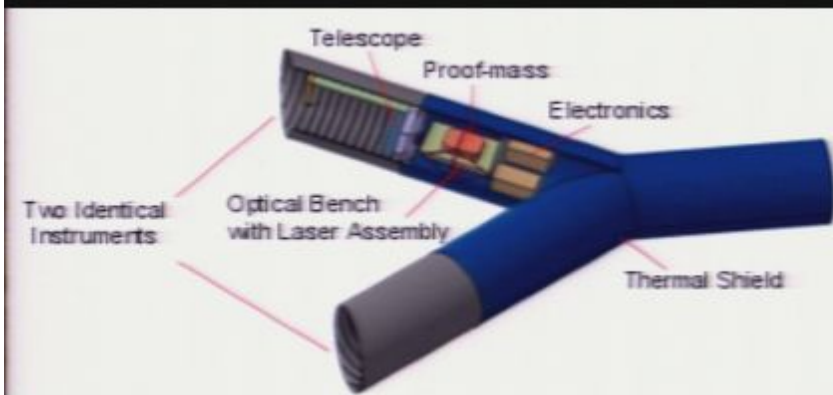
- Distance between each craft is 5,000,000 km
- Will follow Earth's orbit by 20 degrees
- Will be able to detect  $\Delta L/L$  less than  $10^{-21}$  (that  $\Delta L$  of  $10^{-10}$  cm)
- Launch date set for 2015 (5 year duration)





# Lisa

- Distance between each craft is 5,000,000 km
- Will follow Earth's orbit by 20 degrees
- Will be able to detect  $\Delta L/L$  less than  $10^{-21}$  (that  $\Delta L$  of  $10^{-10}$  cm)
- Launch date set for 2015 (5 year duration)



# *The Sound of collapse*




## *The Sound of collapse*



# Strange Predictions

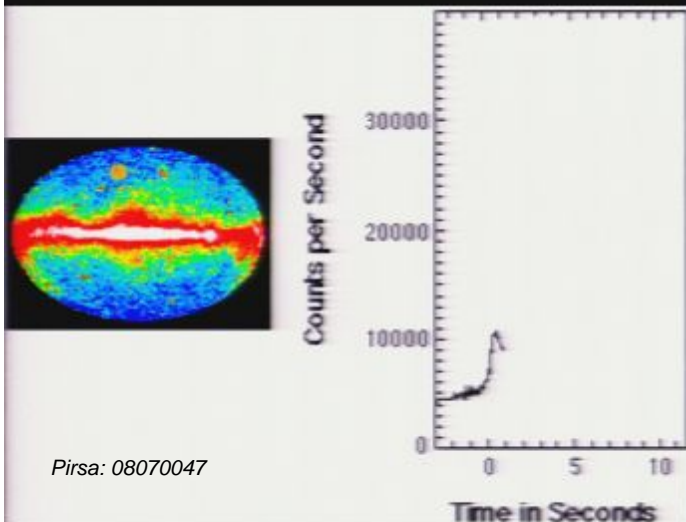


# Gamma Ray Bursts



# GRB

*Record-breaking Gamma Ray Burst (GRB) in the act on Wednesday (March 19<sup>th</sup>, 2008), the worlds telescopes swung toward the constellation of Boötes to watch the afterglow of this massive explosion. One instrument in a Chile observatory was observing in Swift's field of view at the time of the blast and has put together a short frame-by-frame video of the event. So if you missed this historic burst from 7.5 billion years ago (which you probably did!) you can watch it now...*



Pirsa: 08070047

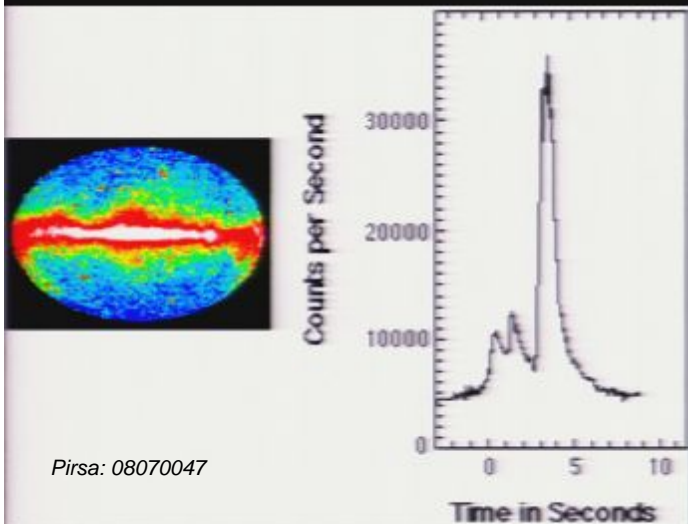


Page 529/605



# GRB

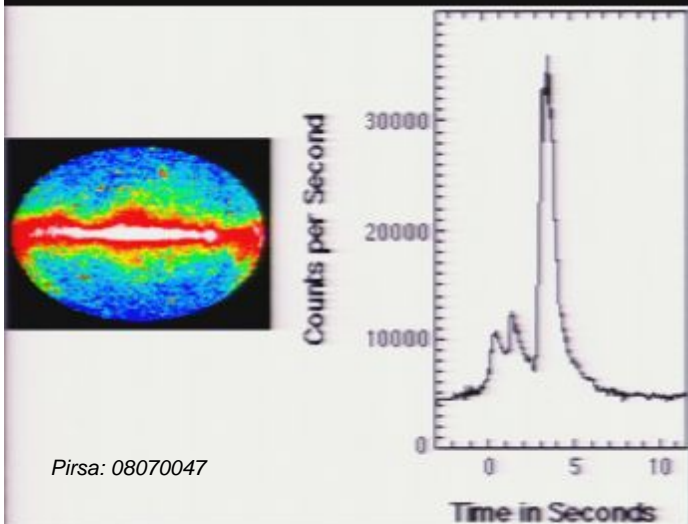
*Record-breaking Gamma Ray Burst (GRB) in the act on Wednesday (March 19<sup>th</sup>, 2008), the worlds telescopes swung toward the constellation of Boötes to watch the afterglow of this massive explosion. One instrument in a Chile observatory was observing in Swift's field of view at the time of the blast and has put together a short frame-by-frame video of the event. So if you missed this historic burst from 7.5 billion years ago (which you probably did!) you can watch it now...*





# GRB

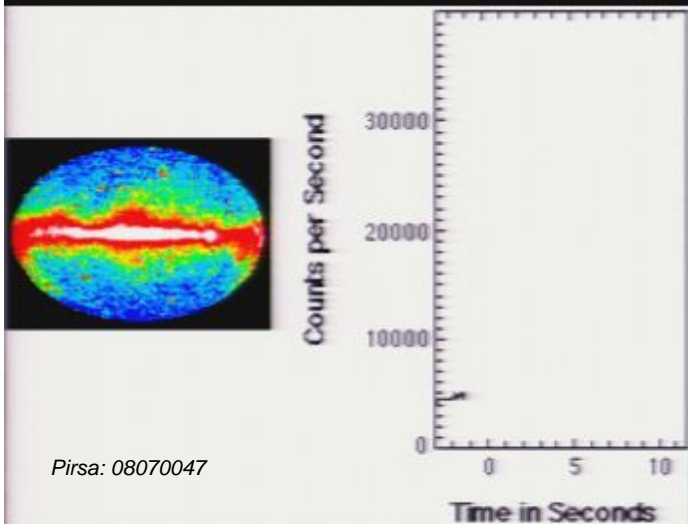
*Record-breaking Gamma Ray Burst (GRB) in the act on Wednesday (March 19<sup>th</sup>, 2008), the worlds telescopes swung toward the constellation of Boötes to watch the afterglow of this massive explosion. One instrument in a Chile observatory was observing in Swift's field of view at the time of the blast and has put together a short frame-by-frame video of the event. So if you missed this historic burst from 7.5 billion years ago (which you probably did!) you can watch it now...*





# GRB

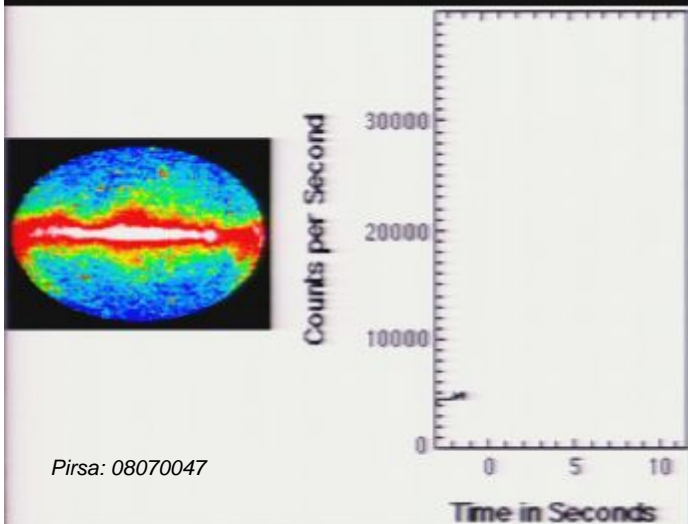
*Record-breaking Gamma Ray Burst (GRB) in the act on Wednesday (March 19<sup>th</sup>, 2008), the worlds telescopes swung toward the constellation of Boötes to watch the afterglow of this massive explosion. One instrument in a Chile observatory was observing in Swift's field of view at the time of the blast and has put together a short frame-by-frame video of the event. So if you missed this historic burst from 7.5 billion years ago (which you probably did!) you can watch it now...*





# GRB

*Record-breaking Gamma Ray Burst (GRB) in the act on Wednesday (March 19<sup>th</sup>, 2008), the worlds telescopes swung toward the constellation of Boötes to watch the afterglow of this massive explosion. One instrument in a Chile observatory was observing in Swift's field of view at the time of the blast and has put together a short frame-by-frame video of the event. So if you missed this historic burst from 7.5 billion years ago (which you probably did!) you can watch it now...*



Pirsa: 08070047

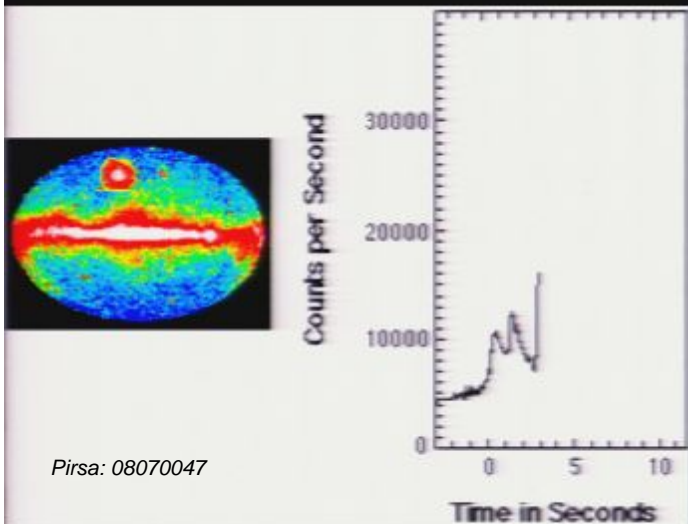


Page 533/605



# GRB

*Record-breaking Gamma Ray Burst (GRB) in the act on Wednesday (March 19<sup>th</sup>, 2008), the worlds telescopes swung toward the constellation of Boötes to watch the afterglow of this massive explosion. One instrument in a Chile observatory was observing in Swift's field of view at the time of the blast and has put together a short frame-by-frame video of the event. So if you missed this historic burst from 7.5 billion years ago (which you probably did!) you can watch it now...*



Pirsa: 08070047


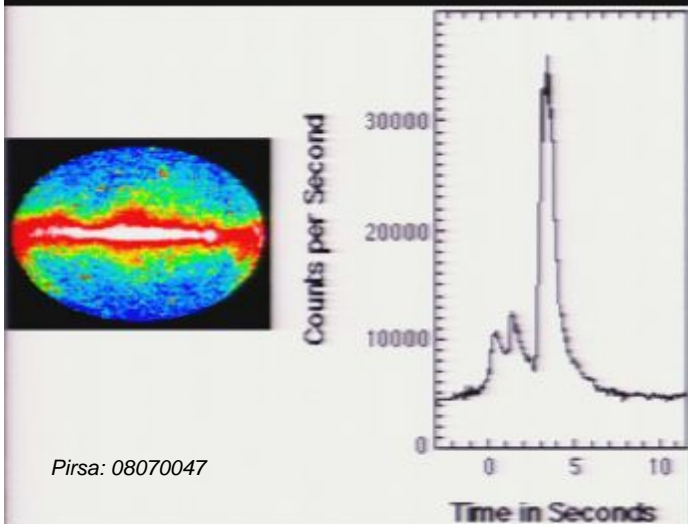


Page 534/605



# GRB

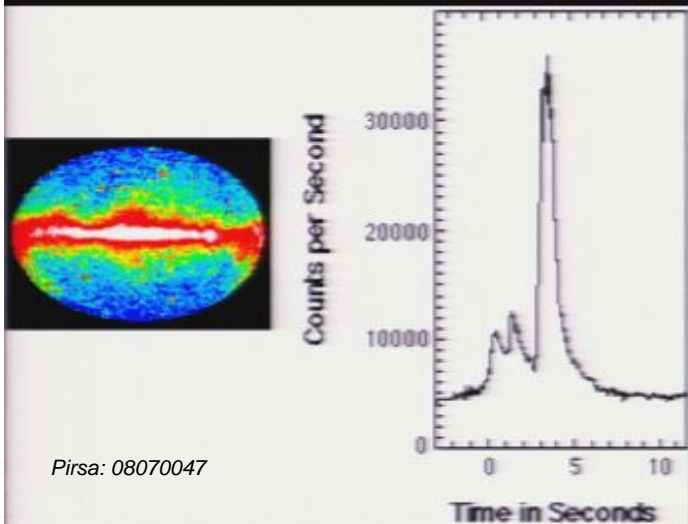
*Record-breaking Gamma Ray Burst (GRB) in the act on Wednesday (March 19<sup>th</sup>, 2008), the worlds telescopes swung toward the constellation of Boötes to watch the afterglow of this massive explosion. One instrument in a Chile observatory was observing in Swift's field of view at the time of the blast and has put together a short frame-by-frame video of the event. So if you missed this historic burst from 7.5 billion years ago (which you probably did!) you can watch it now...*





# GRB

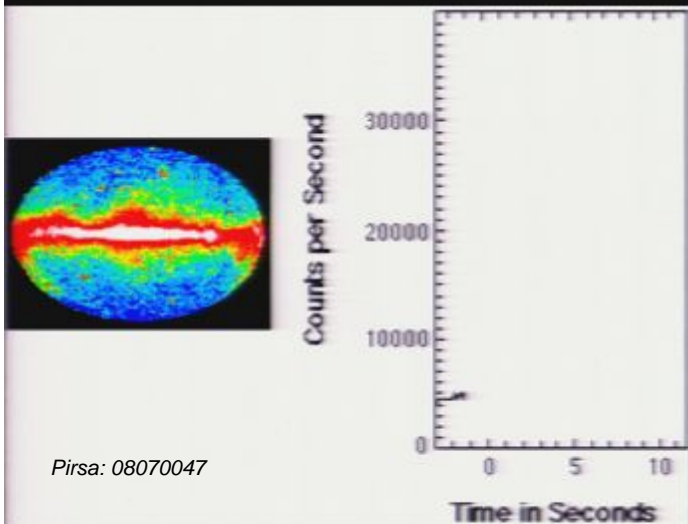
*Record-breaking Gamma Ray Burst (GRB) in the act on Wednesday (March 19<sup>th</sup>, 2008), the worlds telescopes swung toward the constellation of Boötes to watch the afterglow of this massive explosion. One instrument in a Chile observatory was observing in Swift's field of view at the time of the blast and has put together a short frame-by-frame video of the event. So if you missed this historic burst from 7.5 billion years ago (which you probably did!) you can watch it now...*





# GRB

*Record-breaking Gamma Ray Burst (GRB) in the act on Wednesday (March 19<sup>th</sup>, 2008), the worlds telescopes swung toward the constellation of Boötes to watch the afterglow of this massive explosion. One instrument in a Chile observatory was observing in Swift's field of view at the time of the blast and has put together a short frame-by-frame video of the event. So if you missed this historic burst from 7.5 billion years ago (which you probably did!) you can watch it now...*



Pirsa: 08070047

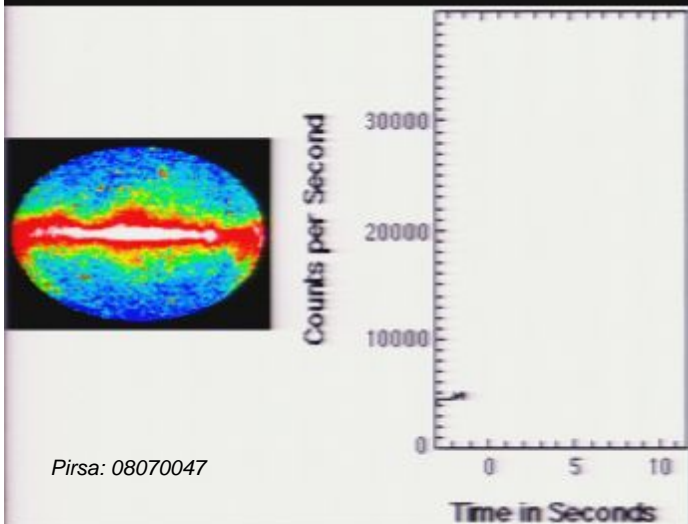


Page 537/605



# GRB

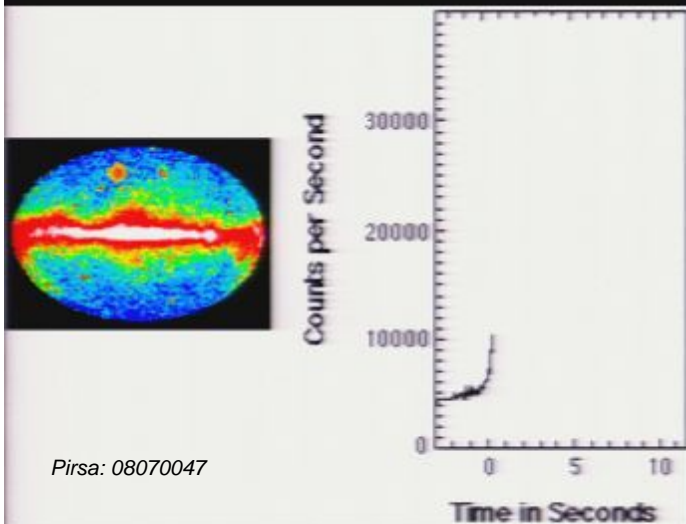
*Record-breaking Gamma Ray Burst (GRB) in the act on Wednesday (March 19<sup>th</sup>, 2008), the worlds telescopes swung toward the constellation of Boötes to watch the afterglow of this massive explosion. One instrument in a Chile observatory was observing in Swift's field of view at the time of the blast and has put together a short frame-by-frame video of the event. So if you missed this historic burst from 7.5 billion years ago (which you probably did!) you can watch it now...*





# GRB

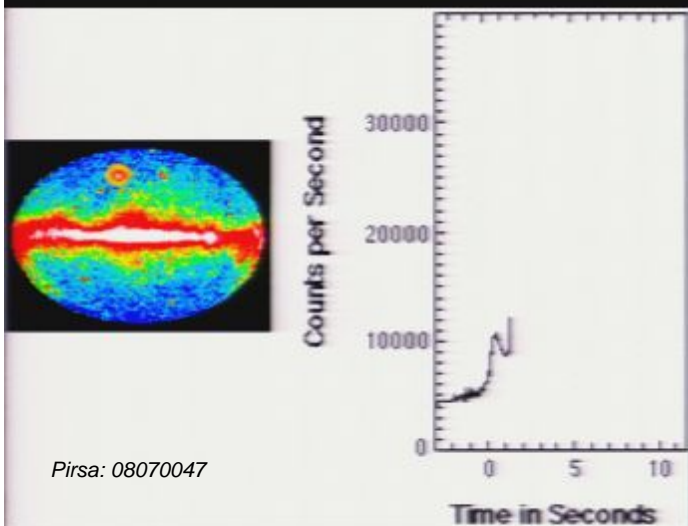
*Record-breaking Gamma Ray Burst (GRB) in the act on Wednesday (March 19<sup>th</sup>, 2008), the worlds telescopes swung toward the constellation of Boötes to watch the afterglow of this massive explosion. One instrument in a Chile observatory was observing in Swift's field of view at the time of the blast and has put together a short frame-by-frame video of the event. So if you missed this historic burst from 7.5 billion years ago (which you probably did!) you can watch it now...*





# GRB

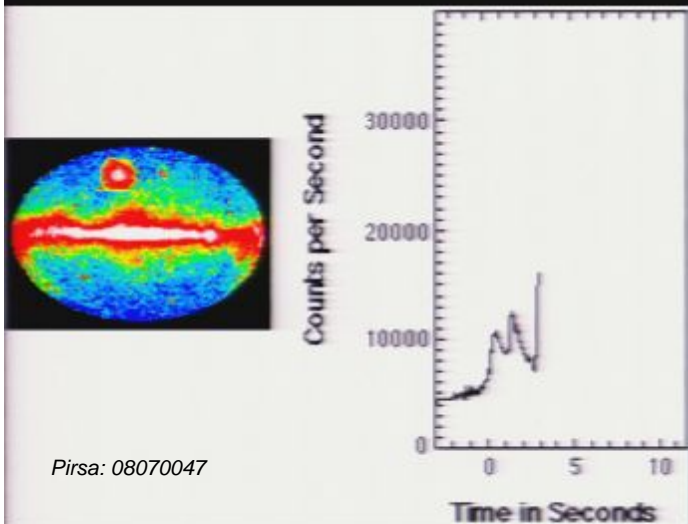
*Record-breaking Gamma Ray Burst (GRB) in the act on Wednesday (March 19<sup>th</sup>, 2008), the worlds telescopes swung toward the constellation of Boötes to watch the afterglow of this massive explosion. One instrument in a Chile observatory was observing in Swift's field of view at the time of the blast and has put together a short frame-by-frame video of the event. So if you missed this historic burst from 7.5 billion years ago (which you probably did!) you can watch it now...*





# GRB

*Record-breaking Gamma Ray Burst (GRB) in the act on Wednesday (March 19<sup>th</sup>, 2008), the worlds telescopes swung toward the constellation of Boötes to watch the afterglow of this massive explosion. One instrument in a Chile observatory was observing in Swift's field of view at the time of the blast and has put together a short frame-by-frame video of the event. So if you missed this historic burst from 7.5 billion years ago (which you probably did!) you can watch it now...*



Pirsa: 08070047

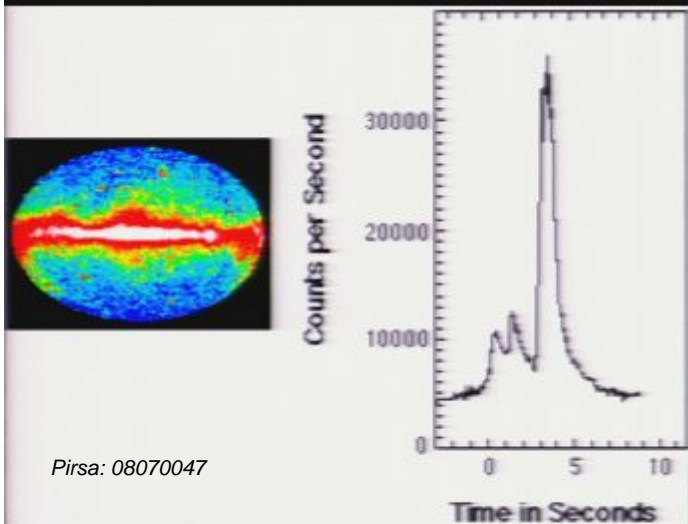


Page 541/605



# GRB

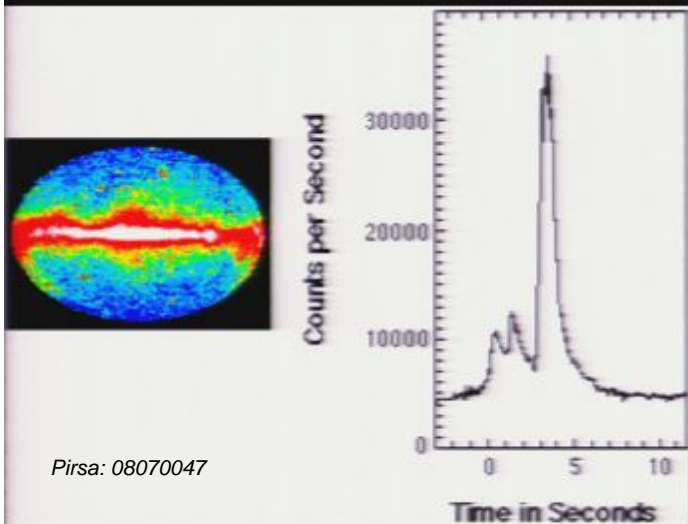
*Record-breaking Gamma Ray Burst (GRB) in the act on Wednesday (March 19<sup>th</sup>, 2008), the worlds telescopes swung toward the constellation of Boötes to watch the afterglow of this massive explosion. One instrument in a Chile observatory was observing in Swift's field of view at the time of the blast and has put together a short frame-by-frame video of the event. So if you missed this historic burst from 7.5 billion years ago (which you probably did!) you can watch it now...*





# GRB

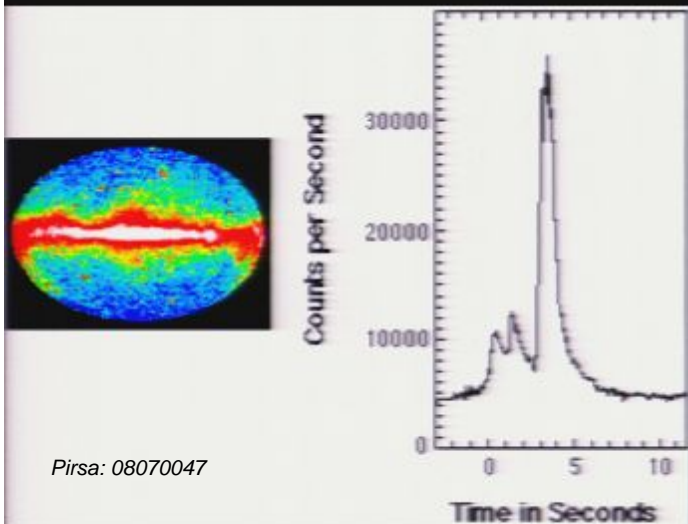
*Record-breaking Gamma Ray Burst (GRB) in the act on Wednesday (March 19<sup>th</sup>, 2008), the worlds telescopes swung toward the constellation of Boötes to watch the afterglow of this massive explosion. One instrument in a Chile observatory was observing in Swift's field of view at the time of the blast and has put together a short frame-by-frame video of the event. So if you missed this historic burst from 7.5 billion years ago (which you probably did!) you can watch it now...*





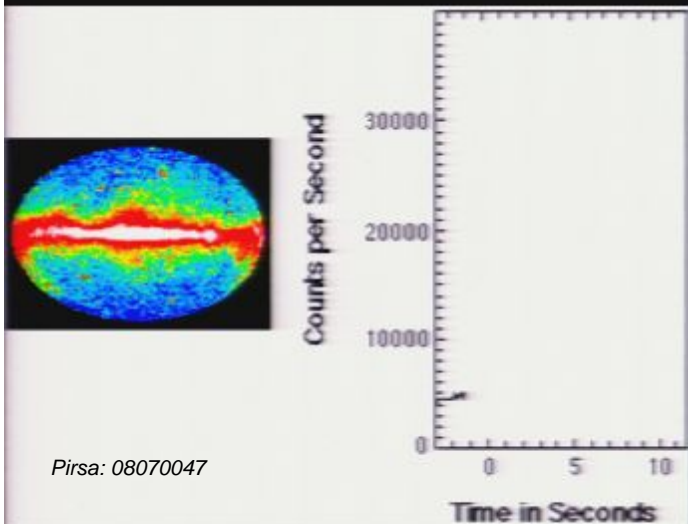
# GRB

*Record-breaking Gamma Ray Burst (GRB) in the act on Wednesday (March 19<sup>th</sup>, 2008), the worlds telescopes swung toward the constellation of Boötes to watch the afterglow of this massive explosion. One instrument in a Chile observatory was observing in Swift's field of view at the time of the blast and has put together a short frame-by-frame video of the event. So if you missed this historic burst from 7.5 billion years ago (which you probably did!) you can watch it now...*



# GRB

*Record-breaking Gamma Ray Burst (GRB) in the act on Wednesday (March 19<sup>th</sup>, 2008), the worlds telescopes swung toward the constellation of Boötes to watch the afterglow of this massive explosion. One instrument in a Chile observatory was observing in Swift's field of view at the time of the blast and has put together a short frame-by-frame video of the event. So if you missed this historic burst from 7.5 billion years ago (which you probably did!) you can watch it now...*



Pirsa: 08070047

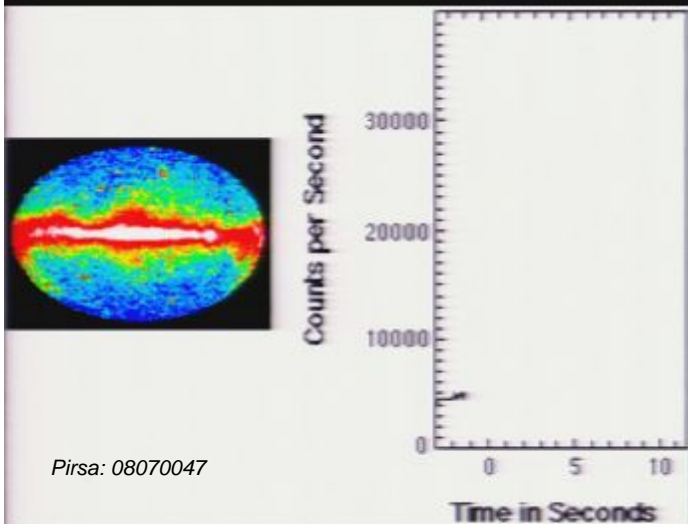


Page 545/605



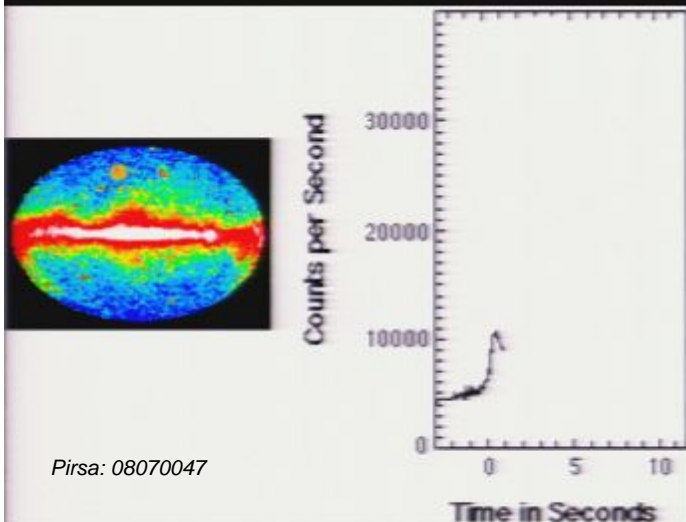
# GRB

*Record-breaking Gamma Ray Burst (GRB) in the act on Wednesday (March 19<sup>th</sup>, 2008), the worlds telescopes swung toward the constellation of Boötes to watch the afterglow of this massive explosion. One instrument in a Chile observatory was observing in Swift's field of view at the time of the blast and has put together a short frame-by-frame video of the event. So if you missed this historic burst from 7.5 billion years ago (which you probably did!) you can watch it now...*



# GRB

*Record-breaking Gamma Ray Burst (GRB) in the act on Wednesday (March 19<sup>th</sup>, 2008), the worlds telescopes swung toward the constellation of Boötes to watch the afterglow of this massive explosion. One instrument in a Chile observatory was observing in Swift's field of view at the time of the blast and has put together a short frame-by-frame video of the event. So if you missed this historic burst from 7.5 billion years ago (which you probably did!) you can watch it now...*



Pirsa: 08070047

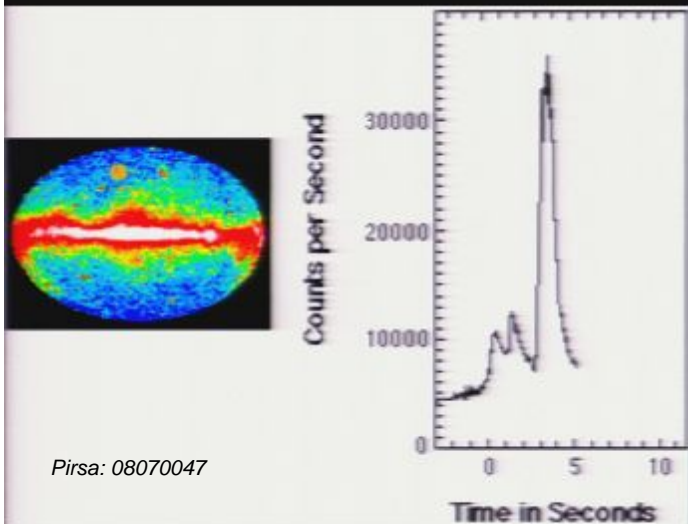


Page 547/605



# GRB

*Record-breaking Gamma Ray Burst (GRB) in the act on Wednesday (March 19<sup>th</sup>, 2008), the worlds telescopes swung toward the constellation of Boötes to watch the afterglow of this massive explosion. One instrument in a Chile observatory was observing in Swift's field of view at the time of the blast and has put together a short frame-by-frame video of the event. So if you missed this historic burst from 7.5 billion years ago (which you probably did!) you can watch it now...*



Pirsa: 08070047

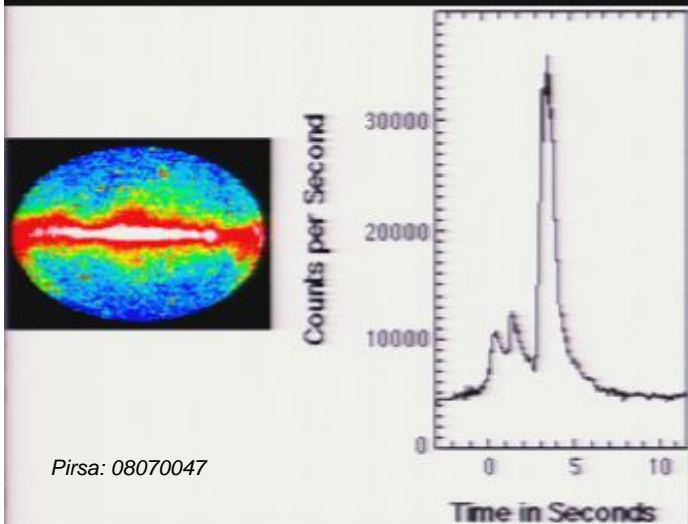


Page 548/605



# GRB

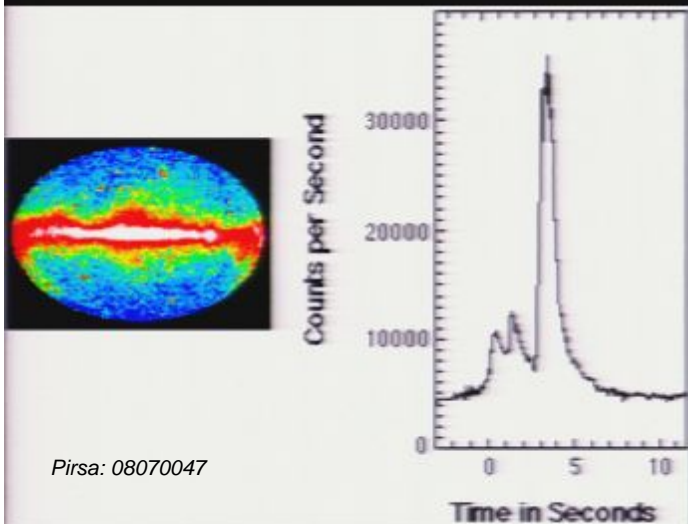
*Record-breaking Gamma Ray Burst (GRB) in the act on Wednesday (March 19<sup>th</sup>, 2008), the worlds telescopes swung toward the constellation of Boötes to watch the afterglow of this massive explosion. One instrument in a Chile observatory was observing in Swift's field of view at the time of the blast and has put together a short frame-by-frame video of the event. So if you missed this historic burst from 7.5 billion years ago (which you probably did!) you can watch it now...*





# GRB

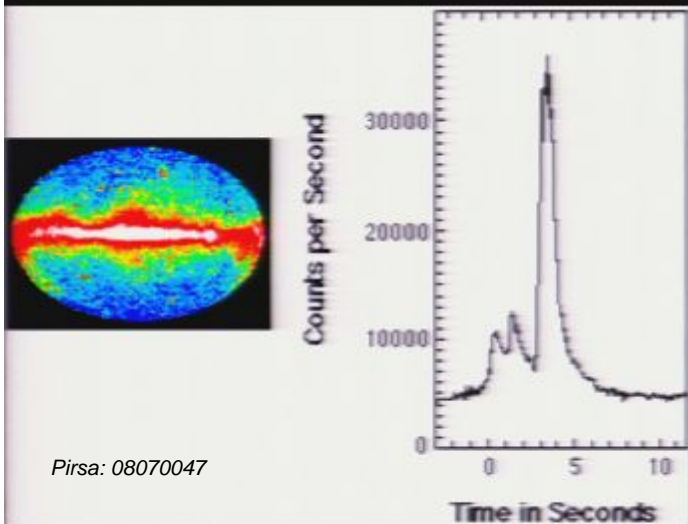
*Record-breaking Gamma Ray Burst (GRB) in the act on Wednesday (March 19<sup>th</sup>, 2008), the worlds telescopes swung toward the constellation of Boötes to watch the afterglow of this massive explosion. One instrument in a Chile observatory was observing in Swift's field of view at the time of the blast and has put together a short frame-by-frame video of the event. So if you missed this historic burst from 7.5 billion years ago (which you probably did!) you can watch it now...*





# GRB

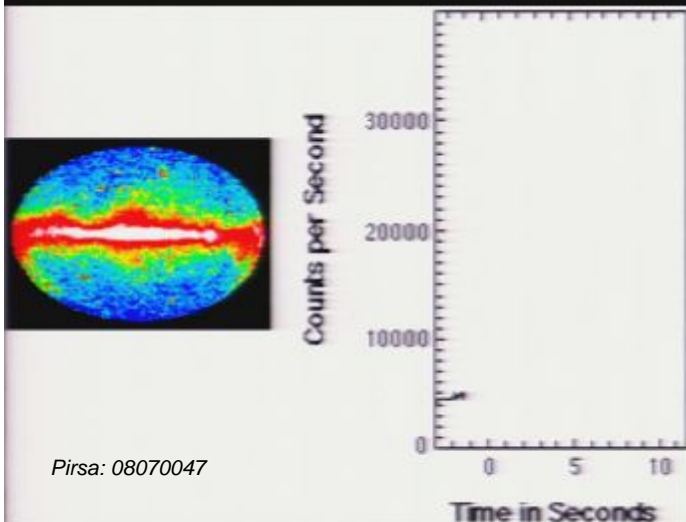
*Record-breaking Gamma Ray Burst (GRB) in the act on Wednesday (March 19<sup>th</sup>, 2008), the worlds telescopes swung toward the constellation of Boötes to watch the afterglow of this massive explosion. One instrument in a Chile observatory was observing in Swift's field of view at the time of the blast and has put together a short frame-by-frame video of the event. So if you missed this historic burst from 7.5 billion years ago (which you probably did!) you can watch it now...*






# GRB

*Record-breaking Gamma Ray Burst (GRB) in the act on Wednesday (March 19<sup>th</sup>, 2008), the worlds telescopes swung toward the constellation of Boötes to watch the afterglow of this massive explosion. One instrument in a Chile observatory was observing in Swift's field of view at the time of the blast and has put together a short frame-by-frame video of the event. So if you missed this historic burst from 7.5 billion years ago (which you probably did!) you can watch it now...*



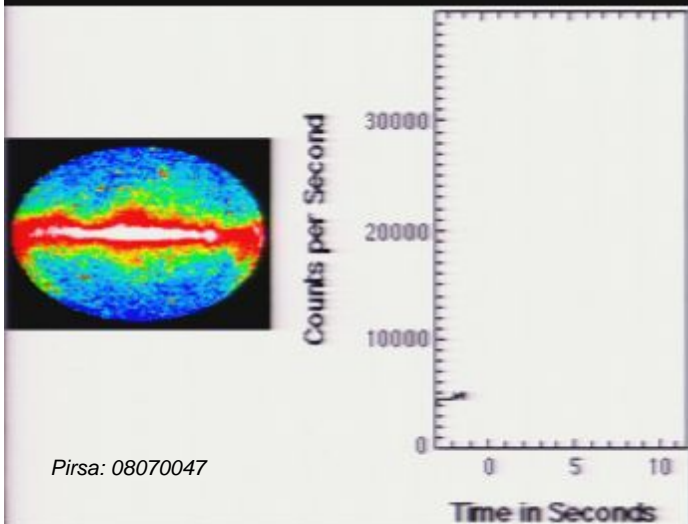
Pirsa: 08070047



Page 552/605

# GRB

*Record-breaking Gamma Ray Burst (GRB) in the act on Wednesday (March 19<sup>th</sup>, 2008), the worlds telescopes swung toward the constellation of Boötes to watch the afterglow of this massive explosion. One instrument in a Chile observatory was observing in Swift's field of view at the time of the blast and has put together a short frame-by-frame video of the event. So if you missed this historic burst from 7.5 billion years ago (which you probably did!) you can watch it now...*



Pirsa: 08070047

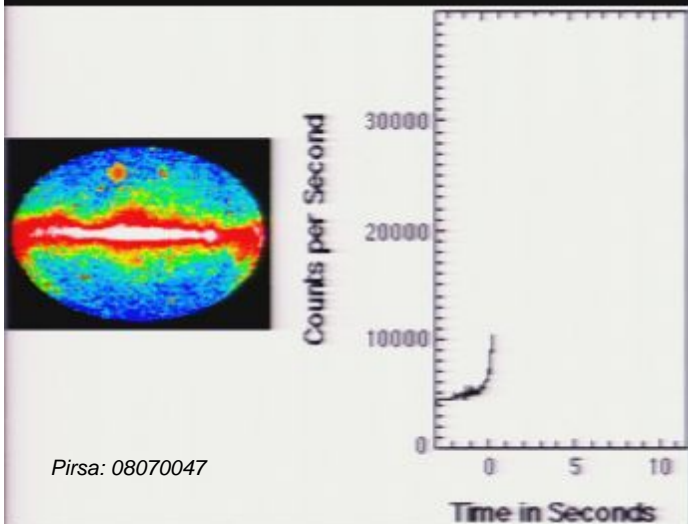


Page 553/605



# GRB

*Record-breaking Gamma Ray Burst (GRB) in the act on Wednesday (March 19<sup>th</sup>, 2008), the worlds telescopes swung toward the constellation of Boötes to watch the afterglow of this massive explosion. One instrument in a Chile observatory was observing in Swift's field of view at the time of the blast and has put together a short frame-by-frame video of the event. So if you missed this historic burst from 7.5 billion years ago (which you probably did!) you can watch it now...*



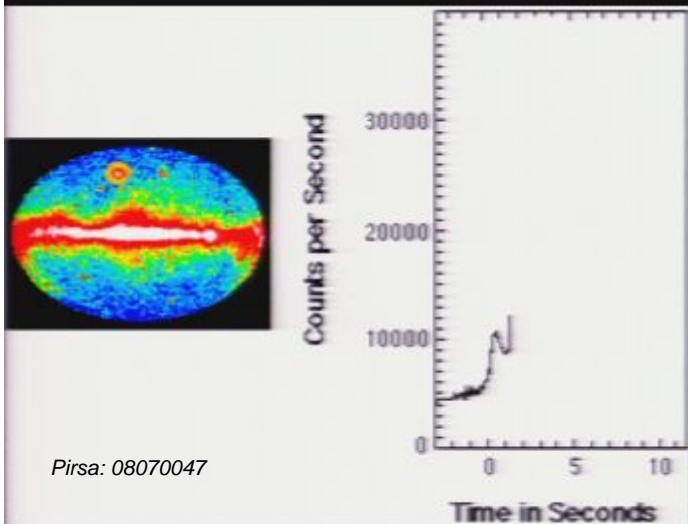
Pirsa: 08070047



Page 554/605

# GRB

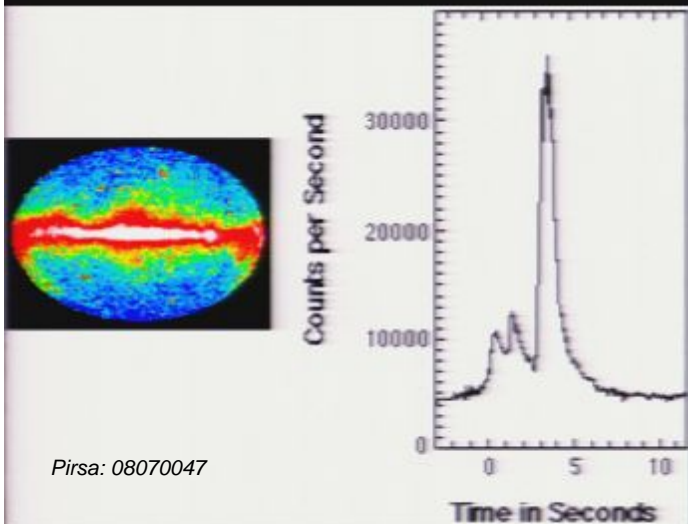
*Record-breaking Gamma Ray Burst (GRB) in the act on Wednesday (March 19<sup>th</sup>, 2008), the worlds telescopes swung toward the constellation of Boötes to watch the afterglow of this massive explosion. One instrument in a Chile observatory was observing in Swift's field of view at the time of the blast and has put together a short frame-by-frame video of the event. So if you missed this historic burst from 7.5 billion years ago (which you probably did!) you can watch it now...*





# GRB

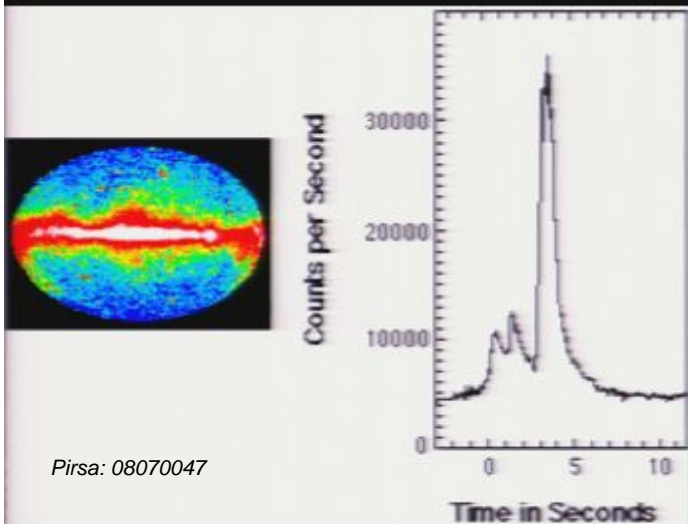
*Record-breaking Gamma Ray Burst (GRB) in the act on Wednesday (March 19<sup>th</sup>, 2008), the worlds telescopes swung toward the constellation of Boötes to watch the afterglow of this massive explosion. One instrument in a Chile observatory was observing in Swift's field of view at the time of the blast and has put together a short frame-by-frame video of the event. So if you missed this historic burst from 7.5 billion years ago (which you probably did!) you can watch it now...*





# GRB

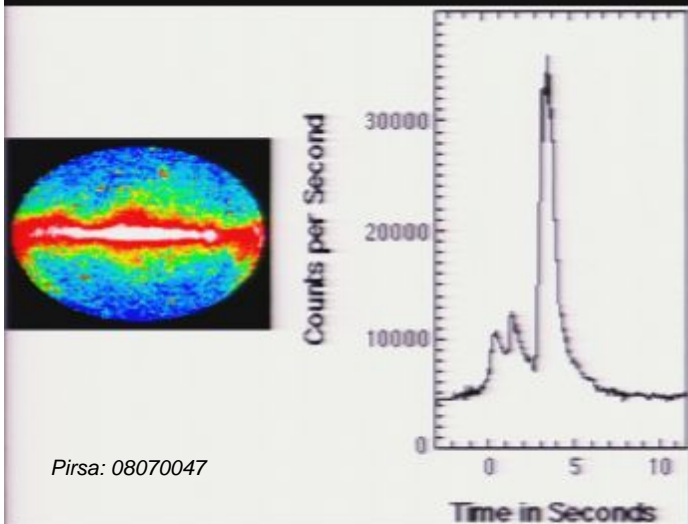
*Record-breaking Gamma Ray Burst (GRB) in the act on Wednesday (March 19<sup>th</sup>, 2008), the worlds telescopes swung toward the constellation of Boötes to watch the afterglow of this massive explosion. One instrument in a Chile observatory was observing in Swift's field of view at the time of the blast and has put together a short frame-by-frame video of the event. So if you missed this historic burst from 7.5 billion years ago (which you probably did!) you can watch it now...*





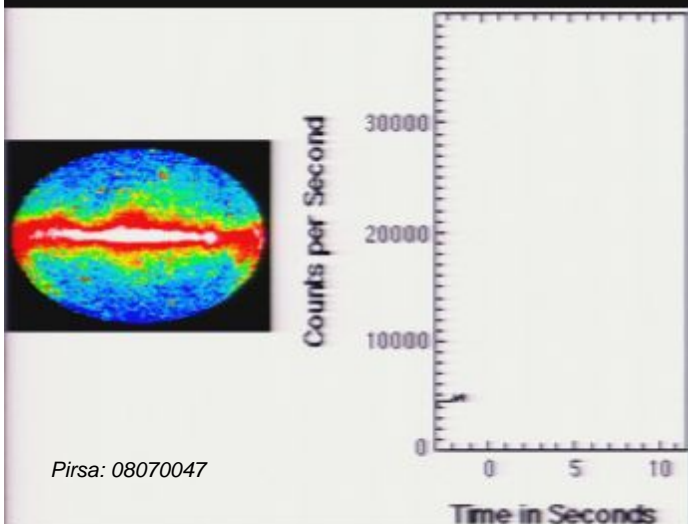
# GRB

*Record-breaking Gamma Ray Burst (GRB) in the act on Wednesday (March 19<sup>th</sup>, 2008), the worlds telescopes swung toward the constellation of Boötes to watch the afterglow of this massive explosion. One instrument in a Chile observatory was observing in Swift's field of view at the time of the blast and has put together a short frame-by-frame video of the event. So if you missed this historic burst from 7.5 billion years ago (which you probably did!) you can watch it now...*



# GRB

*Record-breaking Gamma Ray Burst (GRB) in the act on Wednesday (March 19<sup>th</sup>, 2008), the worlds telescopes swung toward the constellation of Boötes to watch the afterglow of this massive explosion. One instrument in a Chile observatory was observing in Swift's field of view at the time of the blast and has put together a short frame-by-frame video of the event. So if you missed this historic burst from 7.5 billion years ago (which you probably did!) you can watch it now...*



Pirsa: 08070047

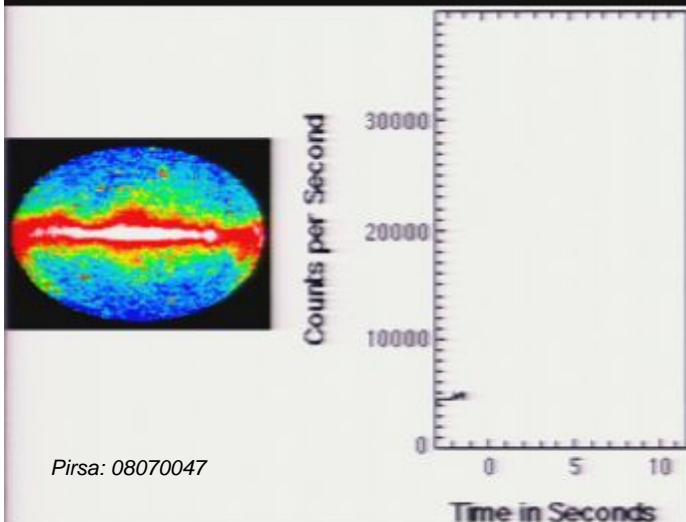


Page 559/605



# GRB

*Record-breaking Gamma Ray Burst (GRB) in the act on Wednesday (March 19<sup>th</sup>, 2008), the worlds telescopes swung toward the constellation of Boötes to watch the afterglow of this massive explosion. One instrument in a Chile observatory was observing in Swift's field of view at the time of the blast and has put together a short frame-by-frame video of the event. So if you missed this historic burst from 7.5 billion years ago (which you probably did!) you can watch it now...*



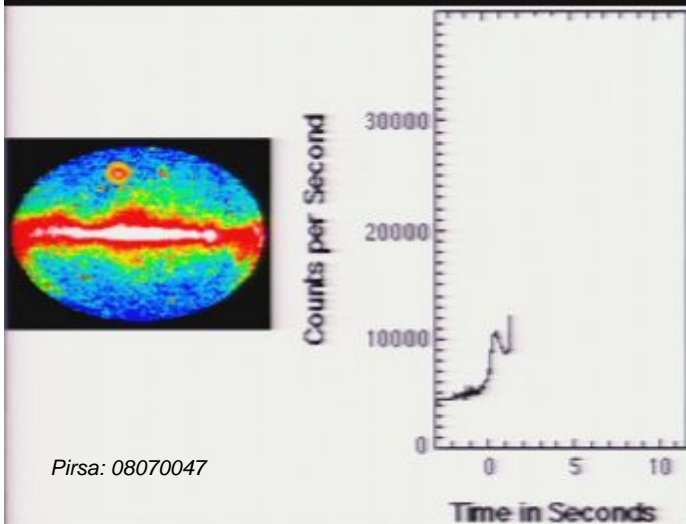
Pirsa: 08070047



Page 560/605

# GRB

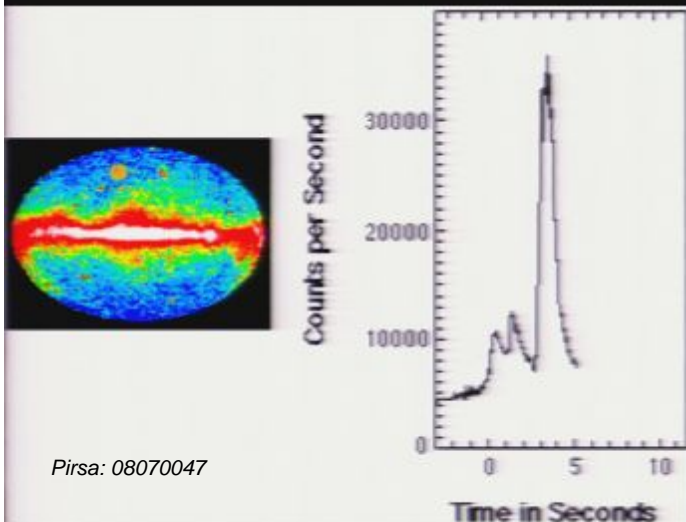
*Record-breaking Gamma Ray Burst (GRB) in the act on Wednesday (March 19<sup>th</sup>, 2008), the worlds telescopes swung toward the constellation of Boötes to watch the afterglow of this massive explosion. One instrument in a Chile observatory was observing in Swift's field of view at the time of the blast and has put together a short frame-by-frame video of the event. So if you missed this historic burst from 7.5 billion years ago (which you probably did!) you can watch it now...*





# GRB

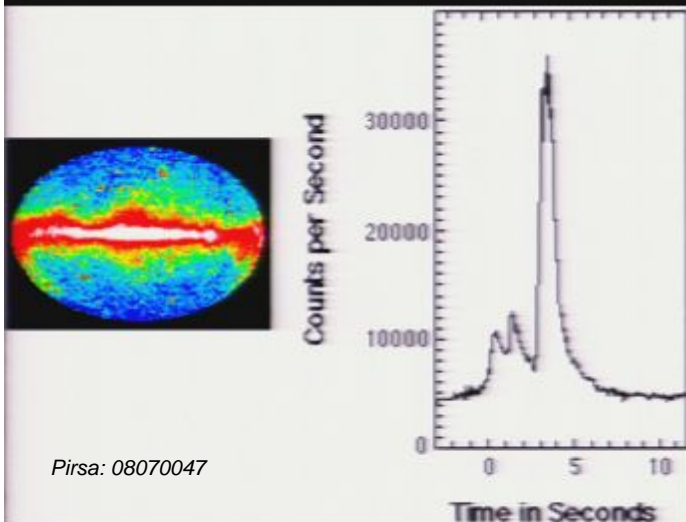
*Record-breaking Gamma Ray Burst (GRB) in the act on Wednesday (March 19<sup>th</sup>, 2008), the worlds telescopes swung toward the constellation of Boötes to watch the afterglow of this massive explosion. One instrument in a Chile observatory was observing in Swift's field of view at the time of the blast and has put together a short frame-by-frame video of the event. So if you missed this historic burst from 7.5 billion years ago (which you probably did!) you can watch it now...*





# GRB

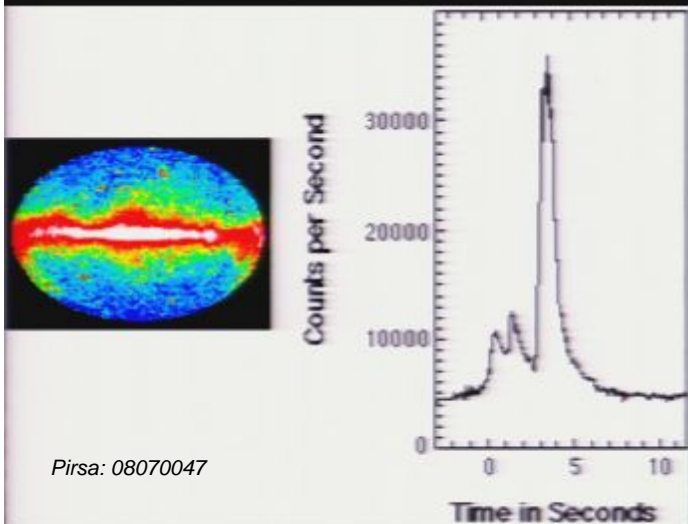
*Record-breaking Gamma Ray Burst (GRB) in the act on Wednesday (March 19<sup>th</sup>, 2008), the worlds telescopes swung toward the constellation of Boötes to watch the afterglow of this massive explosion. One instrument in a Chile observatory was observing in Swift's field of view at the time of the blast and has put together a short frame-by-frame video of the event. So if you missed this historic burst from 7.5 billion years ago (which you probably did!) you can watch it now...*





# GRB

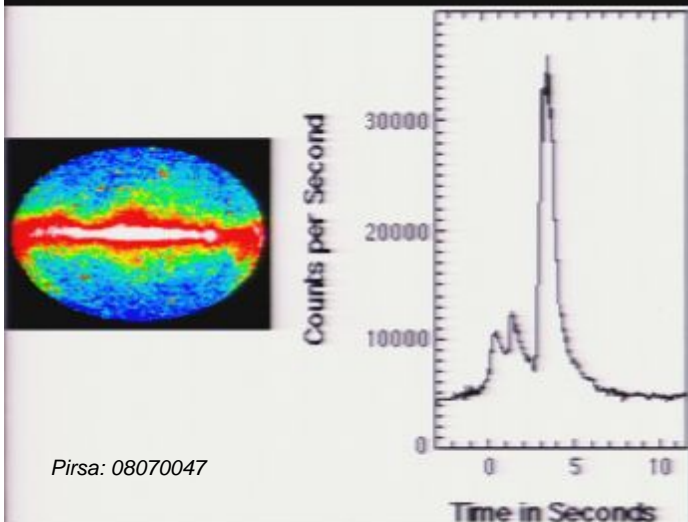
*Record-breaking Gamma Ray Burst (GRB) in the act on Wednesday (March 19<sup>th</sup>, 2008), the worlds telescopes swung toward the constellation of Boötes to watch the afterglow of this massive explosion. One instrument in a Chile observatory was observing in Swift's field of view at the time of the blast and has put together a short frame-by-frame video of the event. So if you missed this historic burst from 7.5 billion years ago (which you probably did!) you can watch it now...*





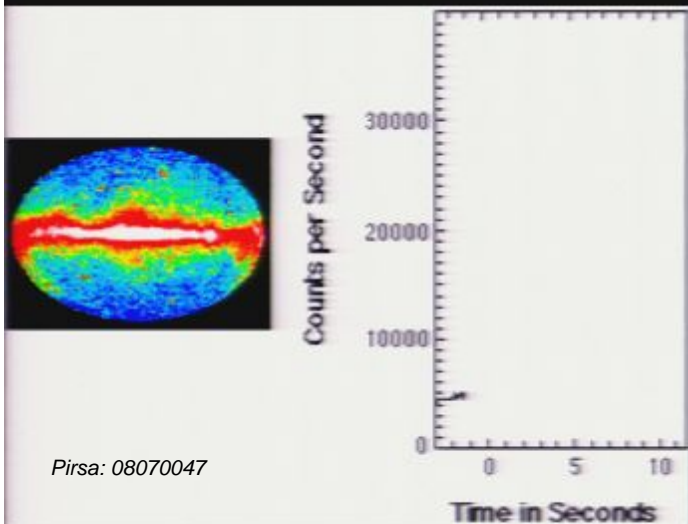
# GRB

*Record-breaking Gamma Ray Burst (GRB) in the act on Wednesday (March 19<sup>th</sup>, 2008), the worlds telescopes swung toward the constellation of Boötes to watch the afterglow of this massive explosion. One instrument in a Chile observatory was observing in Swift's field of view at the time of the blast and has put together a short frame-by-frame video of the event. So if you missed this historic burst from 7.5 billion years ago (which you probably did!) you can watch it now...*



# GRB

*Record-breaking Gamma Ray Burst (GRB) in the act on Wednesday (March 19<sup>th</sup>, 2008), the worlds telescopes swung toward the constellation of Boötes to watch the afterglow of this massive explosion. One instrument in a Chile observatory was observing in Swift's field of view at the time of the blast and has put together a short frame-by-frame video of the event. So if you missed this historic burst from 7.5 billion years ago (which you probably did!) you can watch it now...*



Pirsa: 08070047

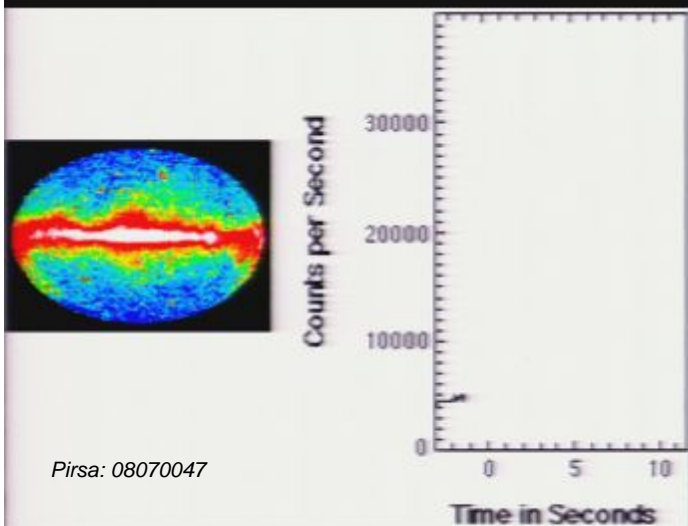


Page 566/605



# GRB

*Record-breaking Gamma Ray Burst (GRB) in the act on Wednesday (March 19<sup>th</sup>, 2008), the worlds telescopes swung toward the constellation of Boötes to watch the afterglow of this massive explosion. One instrument in a Chile observatory was observing in Swift's field of view at the time of the blast and has put together a short frame-by-frame video of the event. So if you missed this historic burst from 7.5 billion years ago (which you probably did!) you can watch it now...*



Pirsa: 08070047

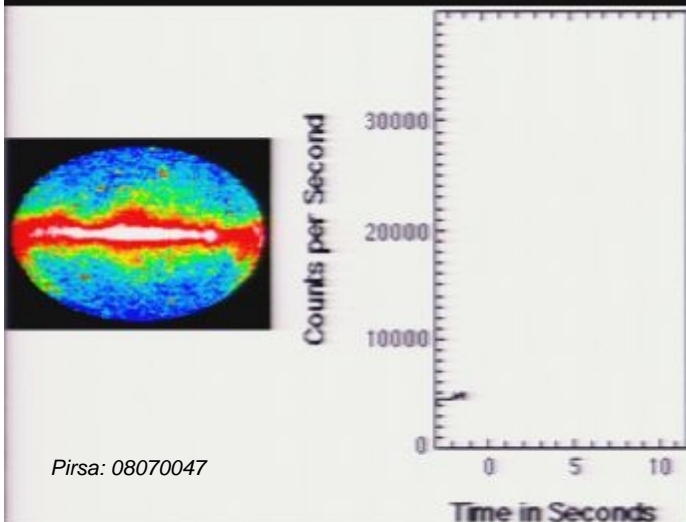


Page 567/605



# GRB

*Record-breaking Gamma Ray Burst (GRB) in the act on Wednesday (March 19<sup>th</sup>, 2008), the worlds telescopes swung toward the constellation of Boötes to watch the afterglow of this massive explosion. One instrument in a Chile observatory was observing in Swift's field of view at the time of the blast and has put together a short frame-by-frame video of the event. So if you missed this historic burst from 7.5 billion years ago (which you probably did!) you can watch it now...*



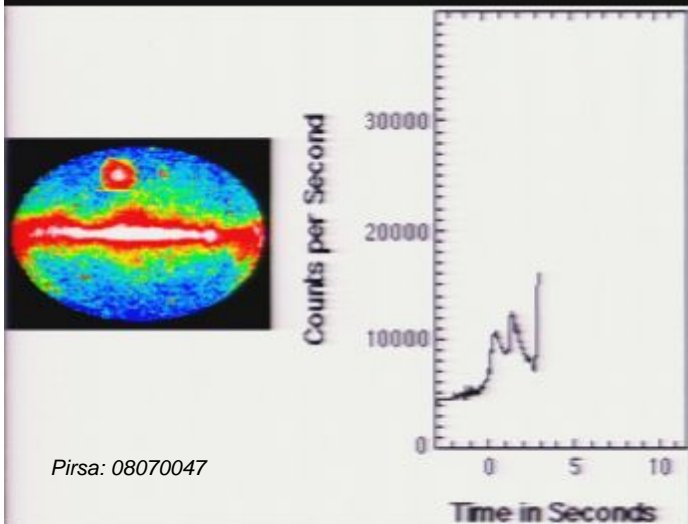
Pirsa: 08070047



Page 568/605

# GRB

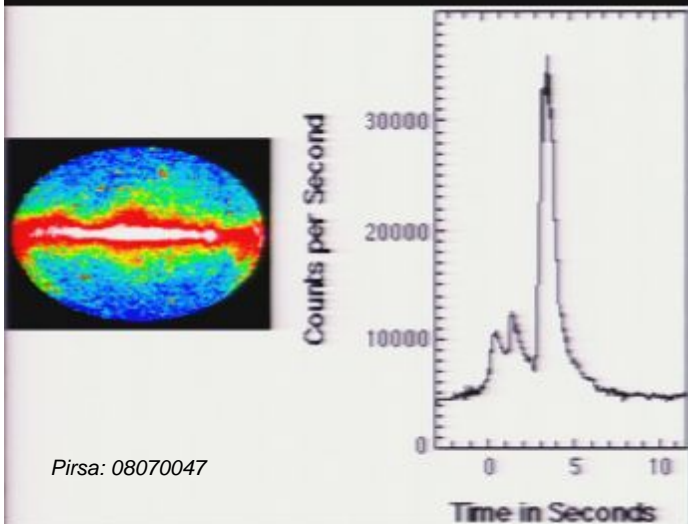
*Record-breaking Gamma Ray Burst (GRB) in the act on Wednesday (March 19<sup>th</sup>, 2008), the worlds telescopes swung toward the constellation of Boötes to watch the afterglow of this massive explosion. One instrument in a Chile observatory was observing in Swift's field of view at the time of the blast and has put together a short frame-by-frame video of the event. So if you missed this historic burst from 7.5 billion years ago (which you probably did!) you can watch it now...*





# GRB

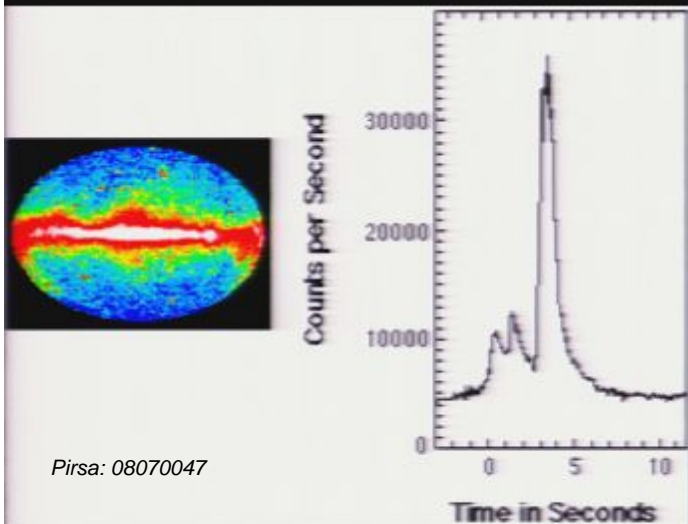
*Record-breaking Gamma Ray Burst (GRB) in the act on Wednesday (March 19<sup>th</sup>, 2008), the worlds telescopes swung toward the constellation of Boötes to watch the afterglow of this massive explosion. One instrument in a Chile observatory was observing in Swift's field of view at the time of the blast and has put together a short frame-by-frame video of the event. So if you missed this historic burst from 7.5 billion years ago (which you probably did!) you can watch it now...*





# GRB

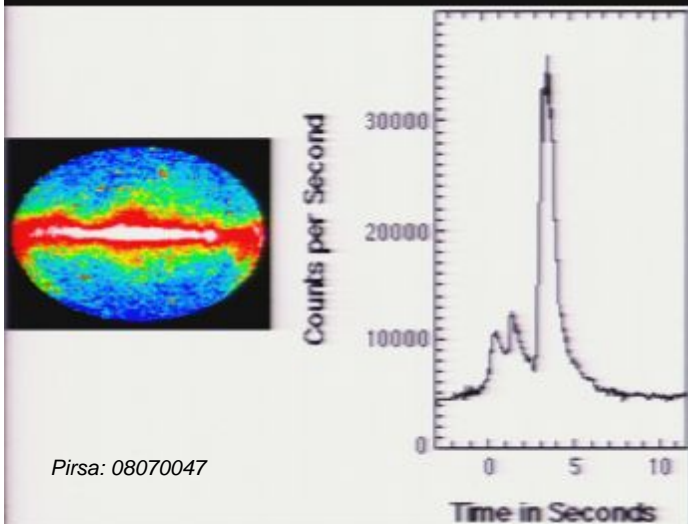
*Record-breaking Gamma Ray Burst (GRB) in the act on Wednesday (March 19<sup>th</sup>, 2008), the worlds telescopes swung toward the constellation of Boötes to watch the afterglow of this massive explosion. One instrument in a Chile observatory was observing in Swift's field of view at the time of the blast and has put together a short frame-by-frame video of the event. So if you missed this historic burst from 7.5 billion years ago (which you probably did!) you can watch it now...*





# GRB

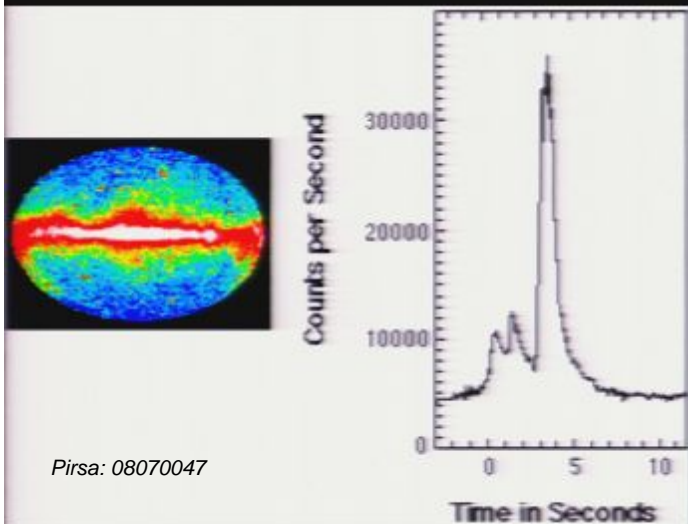
*Record-breaking Gamma Ray Burst (GRB) in the act on Wednesday (March 19<sup>th</sup>, 2008), the worlds telescopes swung toward the constellation of Boötes to watch the afterglow of this massive explosion. One instrument in a Chile observatory was observing in Swift's field of view at the time of the blast and has put together a short frame-by-frame video of the event. So if you missed this historic burst from 7.5 billion years ago (which you probably did!) you can watch it now...*





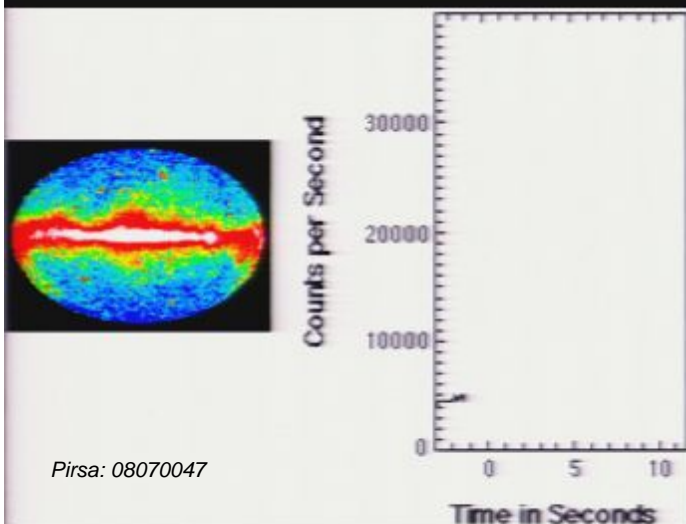
# GRB

*Record-breaking Gamma Ray Burst (GRB) in the act on Wednesday (March 19<sup>th</sup>, 2008), the worlds telescopes swung toward the constellation of Boötes to watch the afterglow of this massive explosion. One instrument in a Chile observatory was observing in Swift's field of view at the time of the blast and has put together a short frame-by-frame video of the event. So if you missed this historic burst from 7.5 billion years ago (which you probably did!) you can watch it now...*



# GRB

*Record-breaking Gamma Ray Burst (GRB) in the act on Wednesday (March 19<sup>th</sup>, 2008), the worlds telescopes swung toward the constellation of Boötes to watch the afterglow of this massive explosion. One instrument in a Chile observatory was observing in Swift's field of view at the time of the blast and has put together a short frame-by-frame video of the event. So if you missed this historic burst from 7.5 billion years ago (which you probably did!) you can watch it now...*



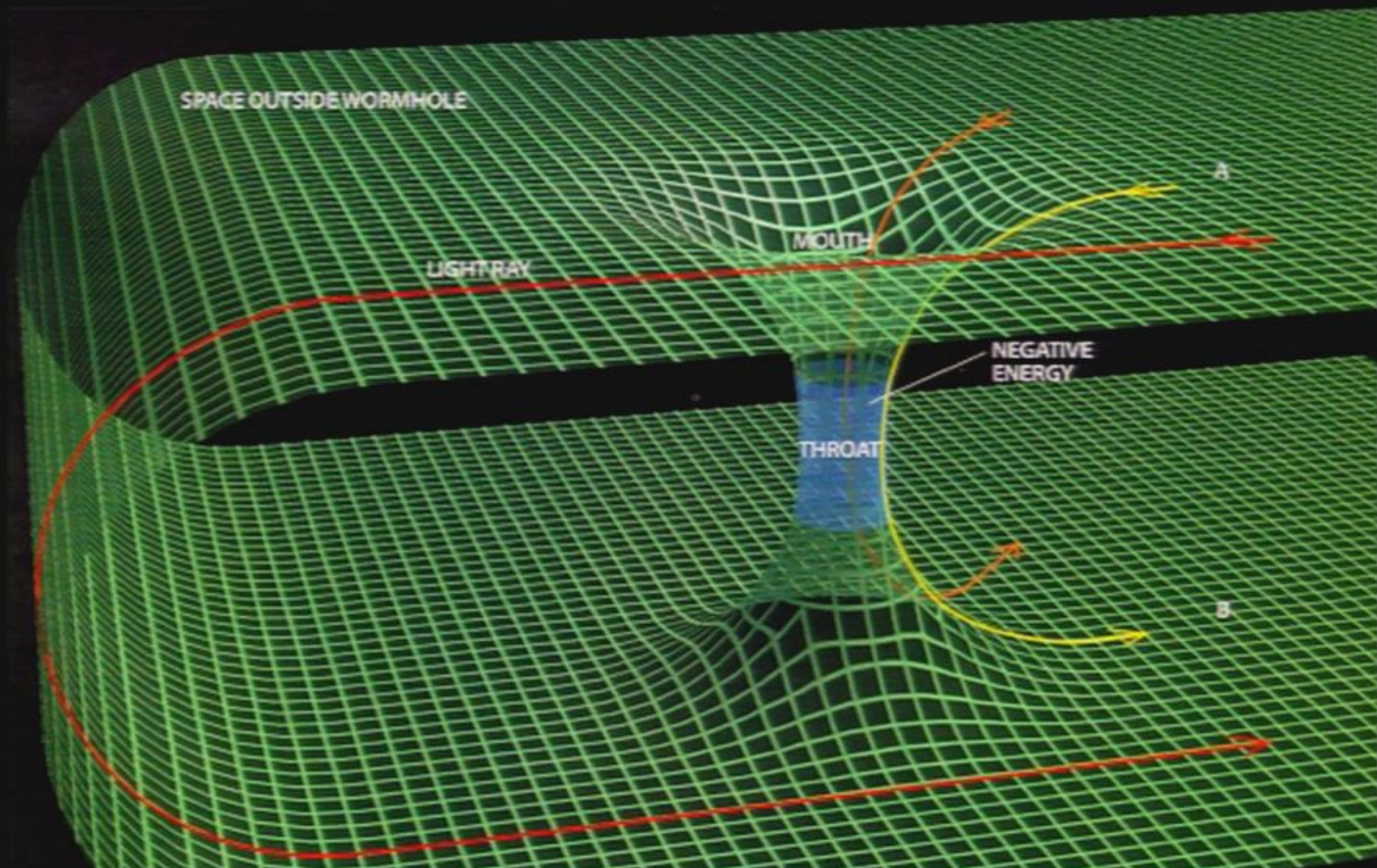
Pirsa: 08070047



Page 574/605



# Wormholes





# Wormholes (the traveler's view)



# Wormholes (the traveler's view)



# Wormholes (the traveler's view)




# Wormholes (the traveler's view)







# Wormholes (the traveler's view)




# Wormholes (the traveler's view)



# Wormholes (the traveler's view)




# Wormholes (the traveler's view)







# Wormholes (the traveler's view)




# Wormholes (the traveler's view)



# Wormholes (the traveler's view)




# Wormholes (the traveler's view)







# Wormholes (the traveler's view)



# Wormholes (the traveler's view)



# Wormholes (the traveler's view)



# Wormholes (the traveler's view)







# Wormholes (the traveler's view)



# Wormholes (the traveler's view)



# Wormholes (the traveler's view)



# Wormholes (the traveler's view)






# Wormholes (the traveler's view)



# Naked Singularity

*Such a naked singularity would be a breakdown in the laws of physics. After that, you could no longer guess what would come out of the black hole--it could be anything (to quote William H. Press) "from television sets to busts of Abraham Lincoln."*



A singularity that is not inside a black hole (not surrounded by an event horizon), and therefore can be seen by someone outside it.

# Naked Singularity


*Such a naked singularity would be a breakdown in the laws of physics. After that, you could no longer guess what would come out of the black hole--it could be anything (to quote William H. Press) "from television sets to busts of Abraham Lincoln."*



A singularity that is not inside a black hole (not surrounded by an event horizon), and therefore can be seen by someone outside it.

# Naked Singularity

*Such a naked singularity would be a breakdown in the laws of physics. After that, you could no longer guess what would come out of the black hole--it could be anything (to quote William H. Press) "from television sets to busts of Abraham Lincoln."*




A singularity that is not inside a black hole (not surrounded by an event horizon), and therefore can be seen by someone outside it.



# Naked Singularity

*Such a naked singularity would be a breakdown in the laws of physics. After that, you could no longer guess what would come out of the black hole--it could be anything (to quote William H. Press) "from television sets to busts of Abraham Lincoln."*

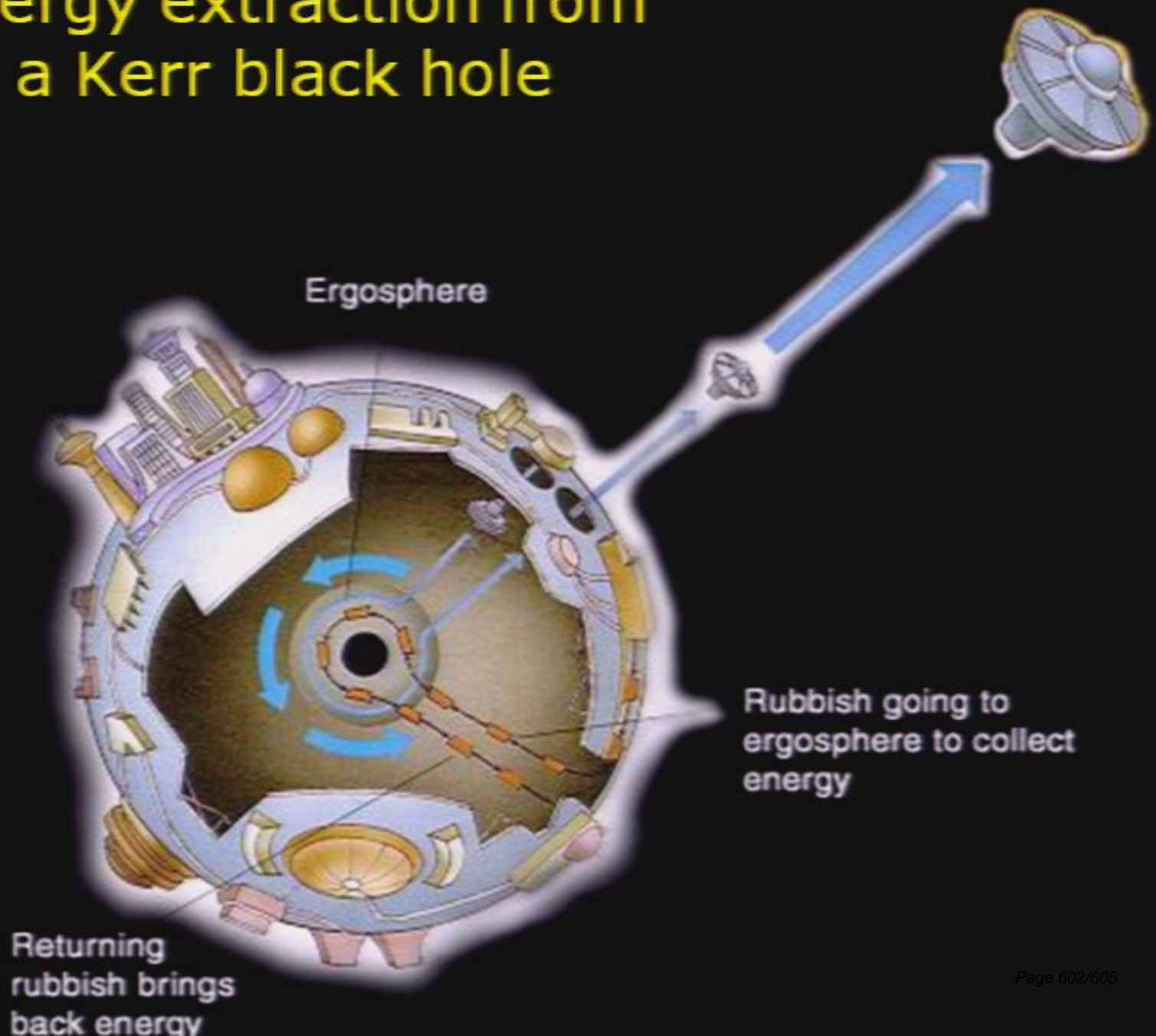


A singularity that is not inside a black hole (not surrounded by an event horizon), and therefore can be seen by someone outside it.

# Time Travel



# Energy extraction from a Kerr black hole



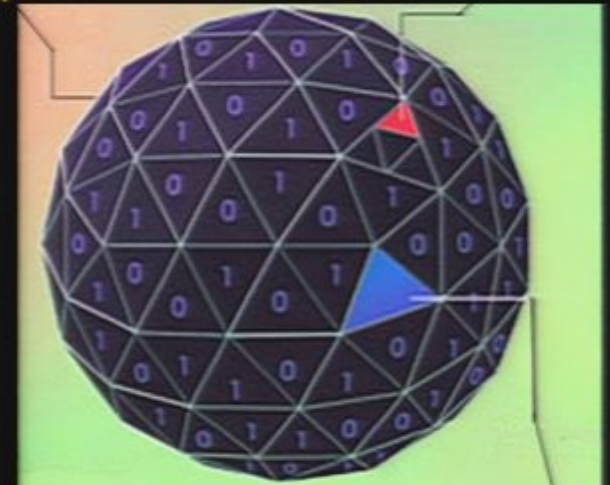


# Holographic Universe

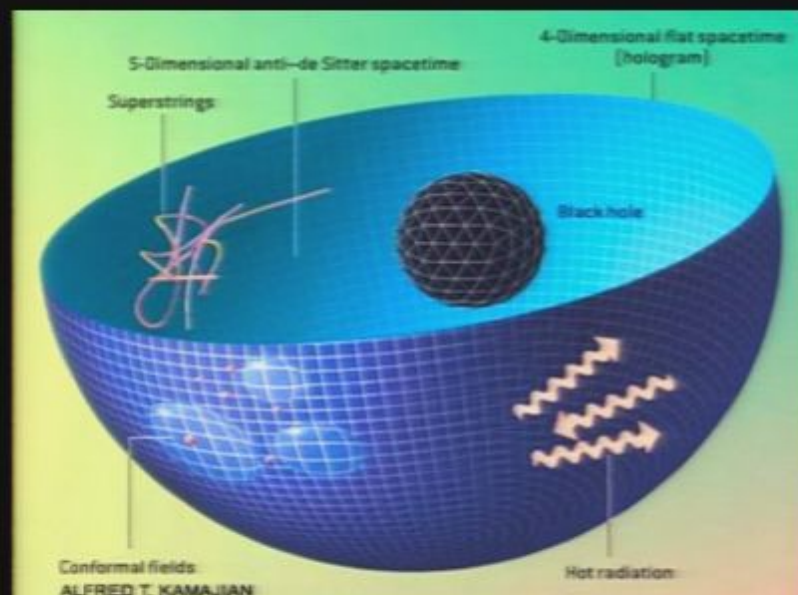
- An astonishing theory called the holographic principle holds that the universe is just like a hologram.
- The physics of Black Holes demonstrates that the maximum entropy or information content of any region of space is defined not by its volume but by its surface area

Black Hole event horizon

One Planck Area




One unit of entropy





## THE FAR SIDE

By GARY LARSON



©1988 Universal Press-Syndicate

Suddenly, through forces not yet fully understood, Darren Belsky's apartment became the center of a new black hole.

End of slide show, click to exit.