


Title: Fire and Safety Training (Part 2)

Date: Jan 27, 2005 10:55 AM

URL: <http://pirsa.org/05010015>

Abstract:



High Rise Evacuation



REA

E

D



React

Evaluate

Decid



React


Evaluate

Decide



A Presentation of NFPA International

Fire Drills



Fire Drills

-  Fire drills are to be conducted once during each 12-month period for supervisory staff

Fire Drills

-  Fire drills are to be conducted once during each 12-month period for supervisory staff
-  A record of the fire drill shall be kept for 12 months after the fire drill

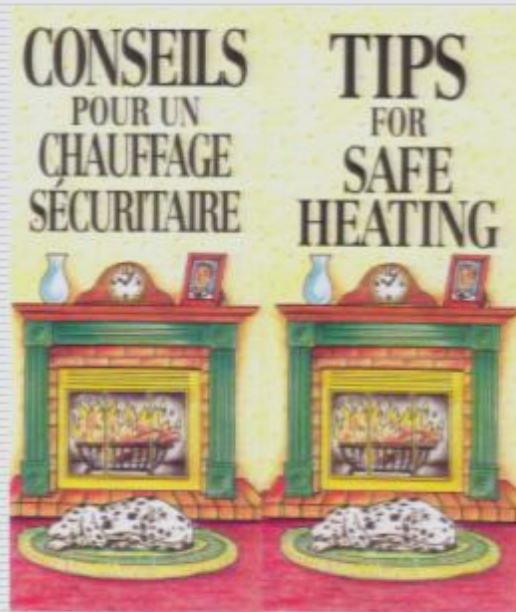
Fire Drills

-  Fire drills are to be conducted once during each 12-month period for supervisory staff
-  A record of the fire drill shall be kept for 12 months after the fire drill

<D:\Fire Drills.html.htm>

- 21 **Video #2 High Risk Situation**
High Risk Evaluation Procedure
- 22 **Fire Drills**
 - Fire drills are to be conducted once during each 12-month period for building fire staff
 - A record of the fire drill shall be kept for 12 months after the fire drill[Click here for more info](#)
- 23 **Fireplace Safety**
- 24 **Fireplace Safety**
- 25 **Fireplace Safety**

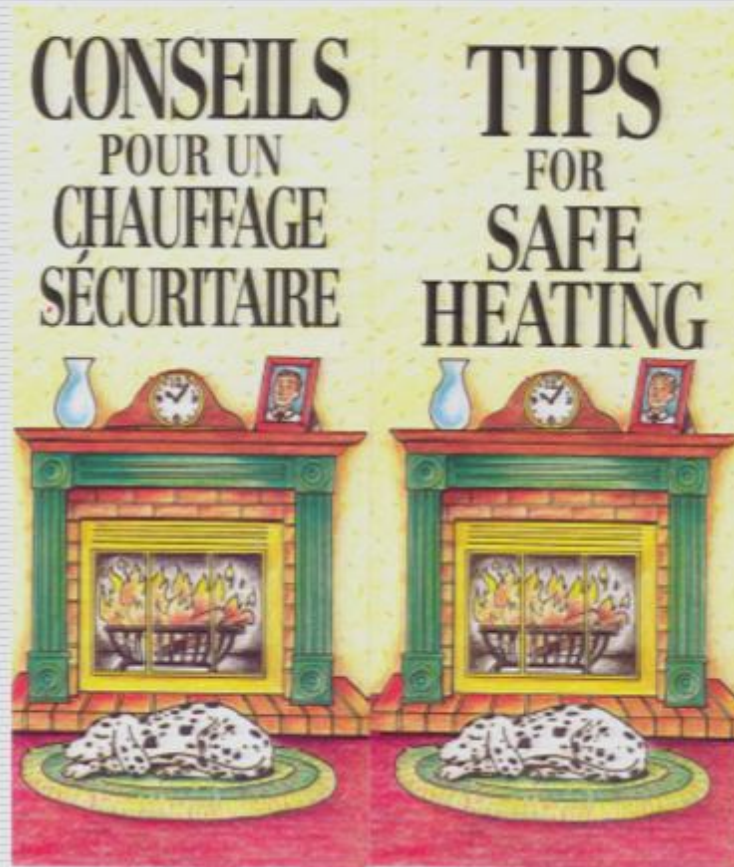
Fireplace Safety



Publication available from Waterloo Fire Department - Prevention Division

Click to add notes

Fireplace Safety



Publication
available from
Waterloo Fire
Department –
Prevention Division

Fireplace Safety

1 Follow the manufacturer's instructions.

Carefully follow the manufacturer's instructions for installing and maintaining your chimney or appliance. If you do not have instructions, call the manufacturer. For masonry chimneys, call the builder.



2 Inspect and clean your chimney regularly.

The Ontario Fire Code requires homeowners to maintain the safety of their chimneys and inspect them at least once a year. Your chimney could have a problem you cannot see. If in doubt, consult a WETT (Wood Energy Technical Training) certified chimney sweep.



3 Check stovepipes and connections.

Ensure screws are located at every joint. Also look for leaking (dark staining or white powder) at every joint. This could be a sign of chimney trouble. consult a WETT certified chimney sweep.



4 Check for creosote.

Creosote can form quickly and is a major cause of chimney fires. Check chimney and flue pipes often and clean when necessary— never let creosote or soot build up.



5 Check walls for excessive heat.

If the wall is very hot, it could be a sign of improper installation of the chimney or stove pipe. Check with a WETT certified chimney sweep.



Fireplace Safety

6 Install a rain cap.

A rain cap should be installed on top of all metal and masonry chimneys. If you have a spark screen around the chimney cap, inspect it regularly for blockage.



7 Watch for smoke coming into the room.

This could indicate a blockage in the chimney or a faulty damper control mechanism. Check it out!



8 Protect floors and walls from heat and sparks.

Keep combustibles safely away from your appliance. Always use a properly fitting screen for your fireplace.



9 Regularly check for signs of problems.

Your heating appliance, flue pipes and chimney can deteriorate over time. Look for corrosion or rust stains on the outer shell of a metal chimney and check for bulges or corrosion in its liner.



Loose bricks, crumbling mortar, broken liners, dark stains or white powder indicate problems with masonry chimneys. These should be fixed immediately by a qualified mason.

For more information:

Contact your local fire department or a WETT Certified Chimney Sweep.

This pamphlet was produced with the support of the following:

G.S.W. Heating Products
James A. Ryder Manufacturing Inc.
Oliver-MacLeod
Safeway Chimney Ltd.
Selkirk Metalbestos
Clay Flue Lining Institute of Canada
Clay Brick Association of Canada
Ontario Association of Fire Chiefs
Ontario Municipal Fire Prevention Officers Association
Association of Registered Wood Energy Technicians of Ontario
Ontario Chimney Sweeps Association
The Office of the Fire Marshal of Ontario



© 1995 The Office of the Fire Marshal of Ontario