

Title: Fire and Safety Training.


Date: Jan 27, 2005 09:20 AM

URL: <http://pirsa.org/05010014>

Abstract:

# Perimeter Institute Fire Safety Plan

---



# Plan Prepared & Produced By: BackDrafters Fire Plans

---

## Kevin Schmalz

- ✓ Architectural Construction Engineering Technologist
- ✓ Professional Firefighter (~19 yrs)
- ✓ Ontario Fire College Fire Prevention Technology Program Graduate
- ✓ Ontario Fire College Fire Protection Technology Program Graduate
- ✓ Municipal Engineering Technologist/Inspector (4 yrs)
- ✓ Former Fire Dept. Plans Examiner/Inspector & Fire Prevention Officer (6 yrs)
- ✓ Conestoga College – AutoCAD
- ✓ Fire Dept. Committee (GIS, Tacticals & Fire Safety Pre-planning, Fire Response Simulation Modeling)

# BackDrafters Fire Plans

---



## Albert TenBruggencate

- ✓ Emergency Preparedness Facilitator – City of Kitchener (2.5 yrs)
- ✓ Fire Safety Plan Writer – City of Kitchener (2.5 yrs)
- ✓ Emergency Procedures Writer/Trainer – City of Kitchener (2.5 yrs)
- ✓ Bachelor of Science – University of Guelph
- ✓ Third Class Stationary Engineer

# Fire Safety Plan

---

## Supervisory Staff Training




# Fire Safety Plan

---

1. What is a Fire Safety Plan?
2. What's in it?
3. Who needs it?
4. Where do I find it?
5. What do I need to know?
6. Duties; Who does what?
7. Fire Drill

# 1. What is a Fire Safety Plan?

---

-  A fire safety plan is a legal document designed to provide vital technical and life safety information as required by 2.8 of the Ontario Fire Code

# Video #1 "No Time to Spare"


---

Prevention, Detection & Escape










Small red rectangular label with illegible text.













Prevention

Detection

Escape

Prevention

Detection

Escape

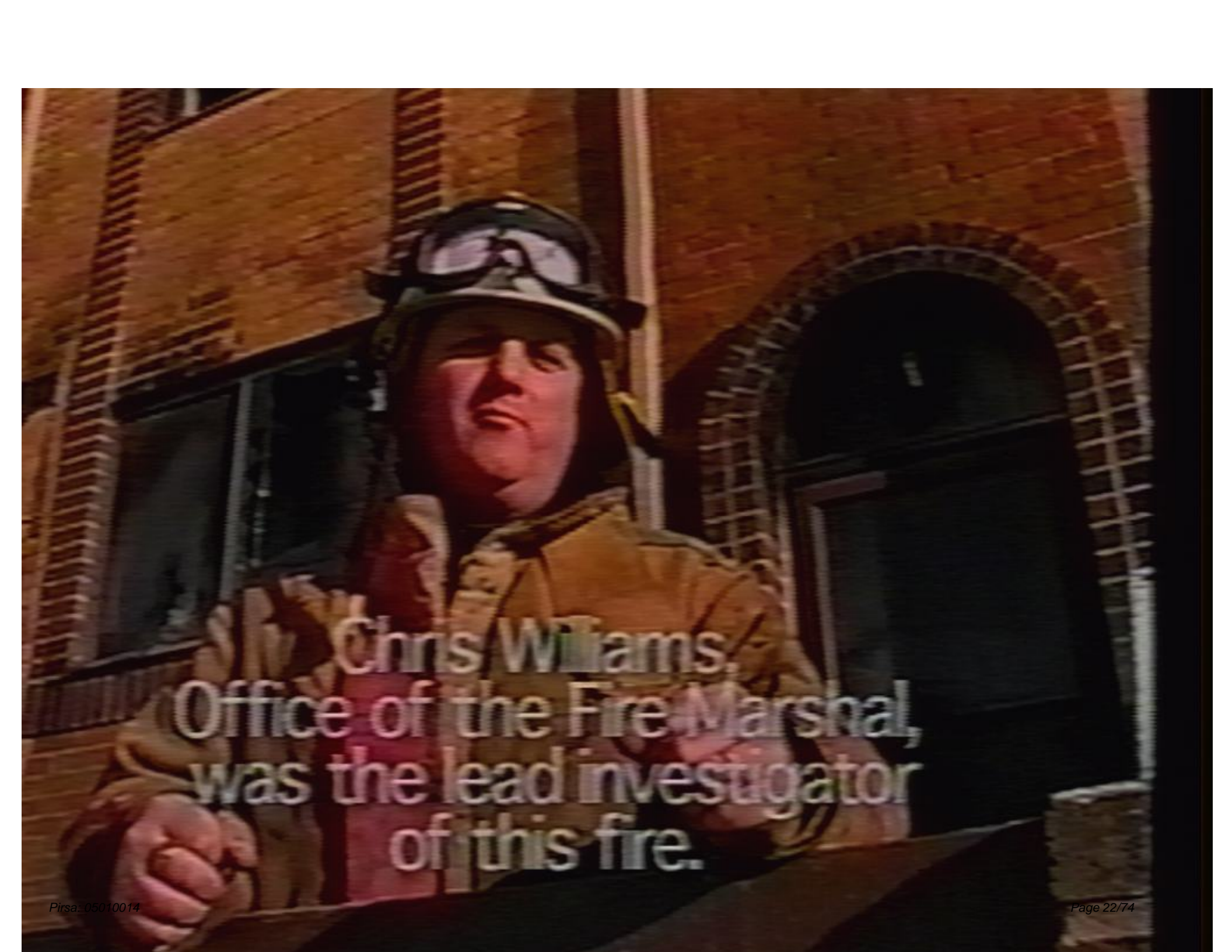
Prevention

Detection

Escape







Chris Williams,  
Office of the Fire Marshal,  
was the lead investigator  
of this fire.



Prevention

Detection

Escape



Prevention

Detection

Escape

Prevention

Detection

Escape



The following three Public Service  
Announcements were developed

The following three Public Service Announcements were developed as a result of this fatal fire.

The following three Public Service Announcements were developed as a result of this fatal fire.

Please watch carefully and take action to ensure that you

The following three Public Service Announcements were developed as a result of this fatal fire.

Please watch carefully and take action to ensure that you and your family remain safe.

For information about it

Announcements were developed  
as a result of this fatal fire.

Please watch carefully and take  
action to ensure that you  
and your family remain safe.

For information about  
fire safety in your home,  
contact your fire department



Please watch carefully and take  
action to ensure that you  
and your family remain safe.

For information about  
fire safety in your home,  
contact your fire department.

action to ensure that you  
and your family remain safe.

For information about  
fire safety in your home,  
contact your fire department.

For information about  
fire safety in your home,  
contact your fire department.

fire safety in your home,  
contact your fire department.

contact your fire department.





SMART RISK



Salve Qui Pense

Fire prevention is in your hands







# Video #1 “No Time to Spare”

---

*Prevention, Detection & Escape*

## 2. What's in it?



---

-  Important building technical information such as the fire alarm and suppression systems, building layout, fire exits, fire fighter access, hazardous materials, etc.
-  Personnel information, fire procedures, owner responsibilities, fire system maintenance information, etc.



## 2. What's in it?

---

-  Important building technical information such as the fire alarm and suppression systems, building layout, fire exits, fire fighter access, hazardous materials, etc.
-  Personnel information, fire procedures, owner responsibilities, fire system maintenance information, etc.

# Floor Plan

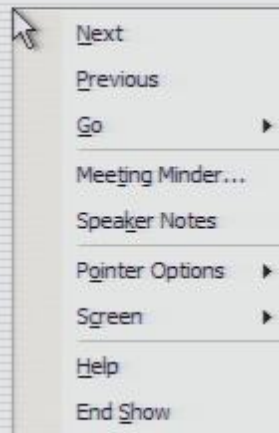
---

[PI Site Plan.pdf](#)

# Floor Plan

---

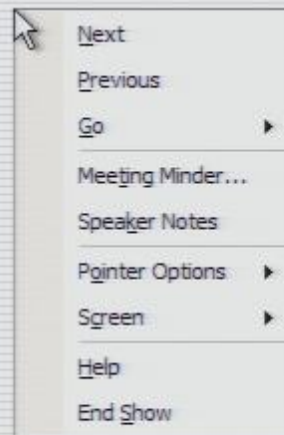
[PI Site Plan.pdf](#)



# Floor Plan

---

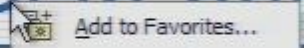
[PI Site Plan.pdf](#)



# Floor Plan

---

[PI Site Plan.pdf](#)






# Floor Plan

---

[PI Site Plan.pdf](#)

 Add to Favorites...

# Floor Plan

---

[PI Site Plan.pdf](#)



# Floor Plan

PI Site



# Floor Plan

---

[PI Site Plan.pdf](#)

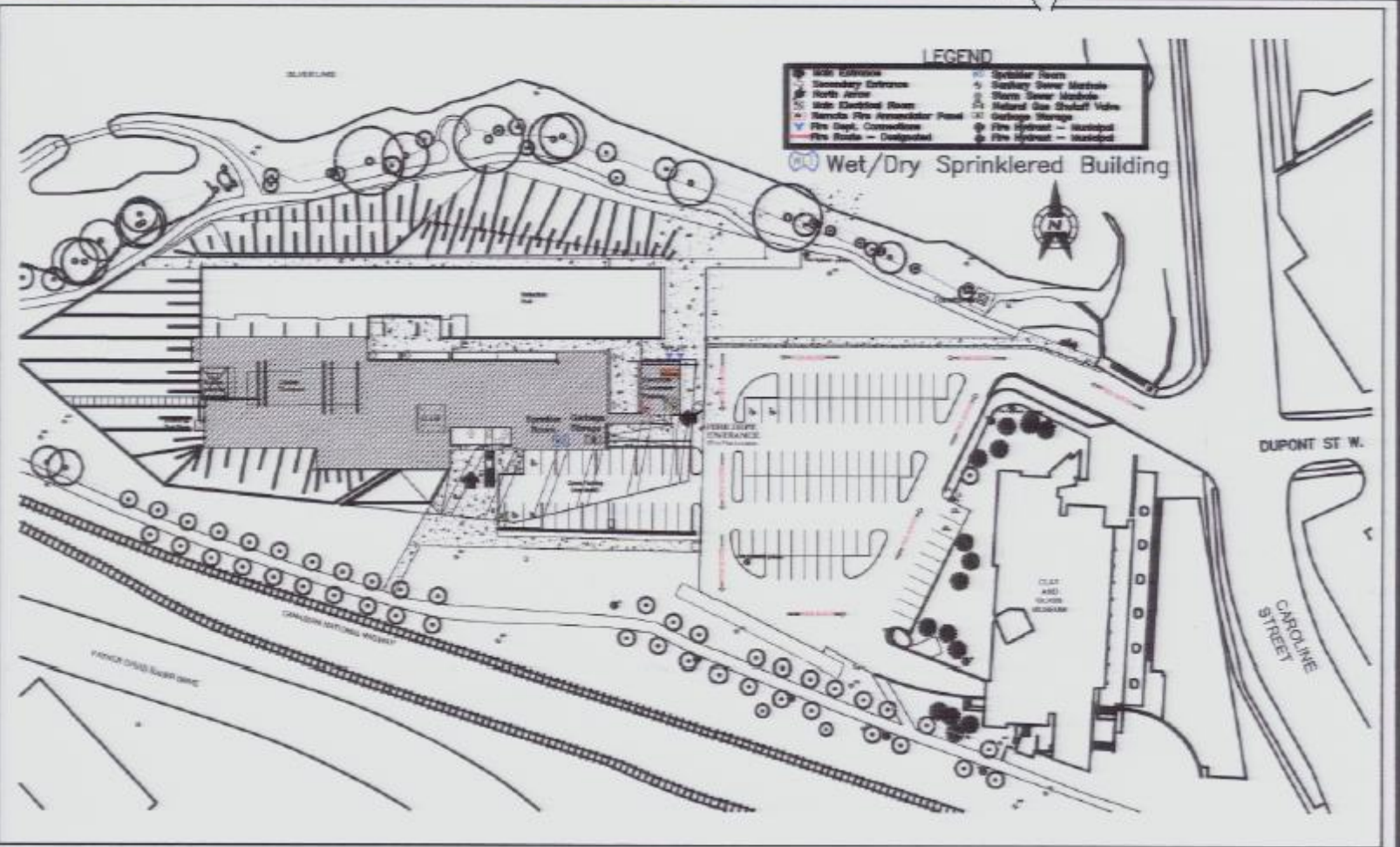


Pages

Attachments

Comments

Plan	<b>CAROLINE STREET</b>	<b>31</b>	<b>Perimeter Institute for Theoretical Physics</b>	Run Cards(s): 367
			<i>1 Building Structure BackDrafters Fire Plans</i>	
			<b>Site - Staging Plan</b>	



Revised: Sept. 14/2004

Plan 1

CAROLINE STREET

31

Perimeter Institute for Theoretical Physics

1 Building Structure

First Floor Plan - Aud Wing

Run Card(s): 345



**LEGEND**

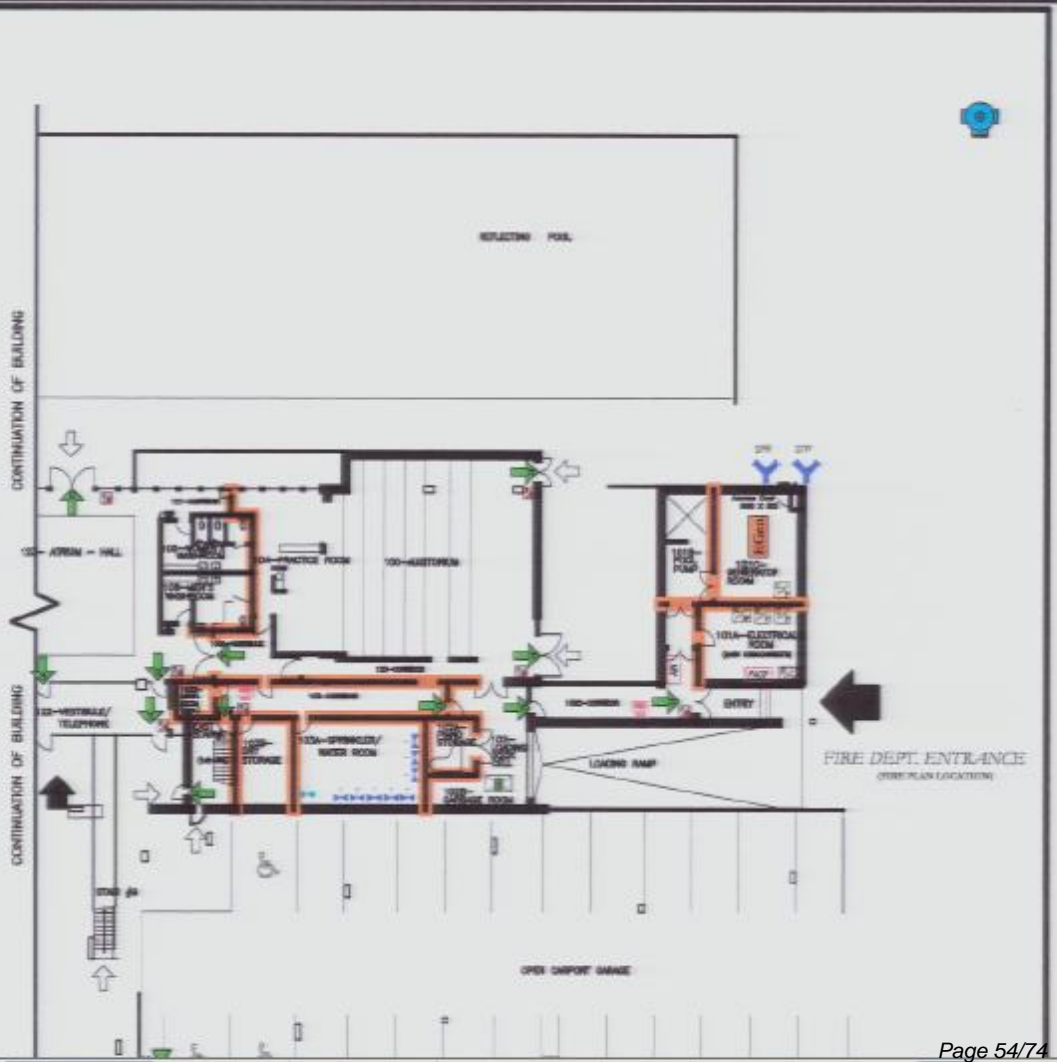
- |  |                                |  |                               |
|--|--------------------------------|--|-------------------------------|
|  | Main Entrance                  |  | Wet Sprinklered Area          |
|  | Secondary Entrance             |  | OS&Y Sprinkler Control Valve  |
|  | North Arrow                    |  | Domestic Water Shut-off Valve |
|  | Electrical Panels/Equipment    |  | Natural Gas Shut-off Valve    |
|  | Remote Fire Annunciator Panel  |  | Garbage Chute/Room/Storage    |
|  | Fire Alarm Control Panel       |  | Pull Station                  |
|  | Fire Dept. Connections         |  | Designated Exit               |
|  | Fire Route - Designated        |  | Portable Fire Extinguisher    |
|  | Fire Hose-Extinguisher Cabinet |  | Fire Hydrant - Municipal      |



Wet/Dry Sprinklered Building

Fire Resistance Ratings





- Fire Resistance Rating - 1 Hour
- Fire Resistance Rating - 2 Hour



Attachments  
Comments





# 3. Who needs it?

---

-  Fire fighte
-  Fire procedure supervisory per
-  Occupan
-  Building owr,

# 3. Who needs it?

---

-  Fire fighters
-  Fire procedure supervisory personnel
-  Occupants
-  Building owner



## 4. Where do I find it?

---



The fire safety plan must be kept in the building in an approved location – ideally one copy at the main entrance annunciator panel and one copy available for staff



Fire emergency procedures must be posted on each floor

## 5. What do I need to know?




---



The fire safety plan contains fire alarm and fire emergency procedures and information for staff and occupants. It is important that you are familiar with these procedures, your duties in a fire emergency and with your evacuation route

## 6. Duties; Who does what?








---

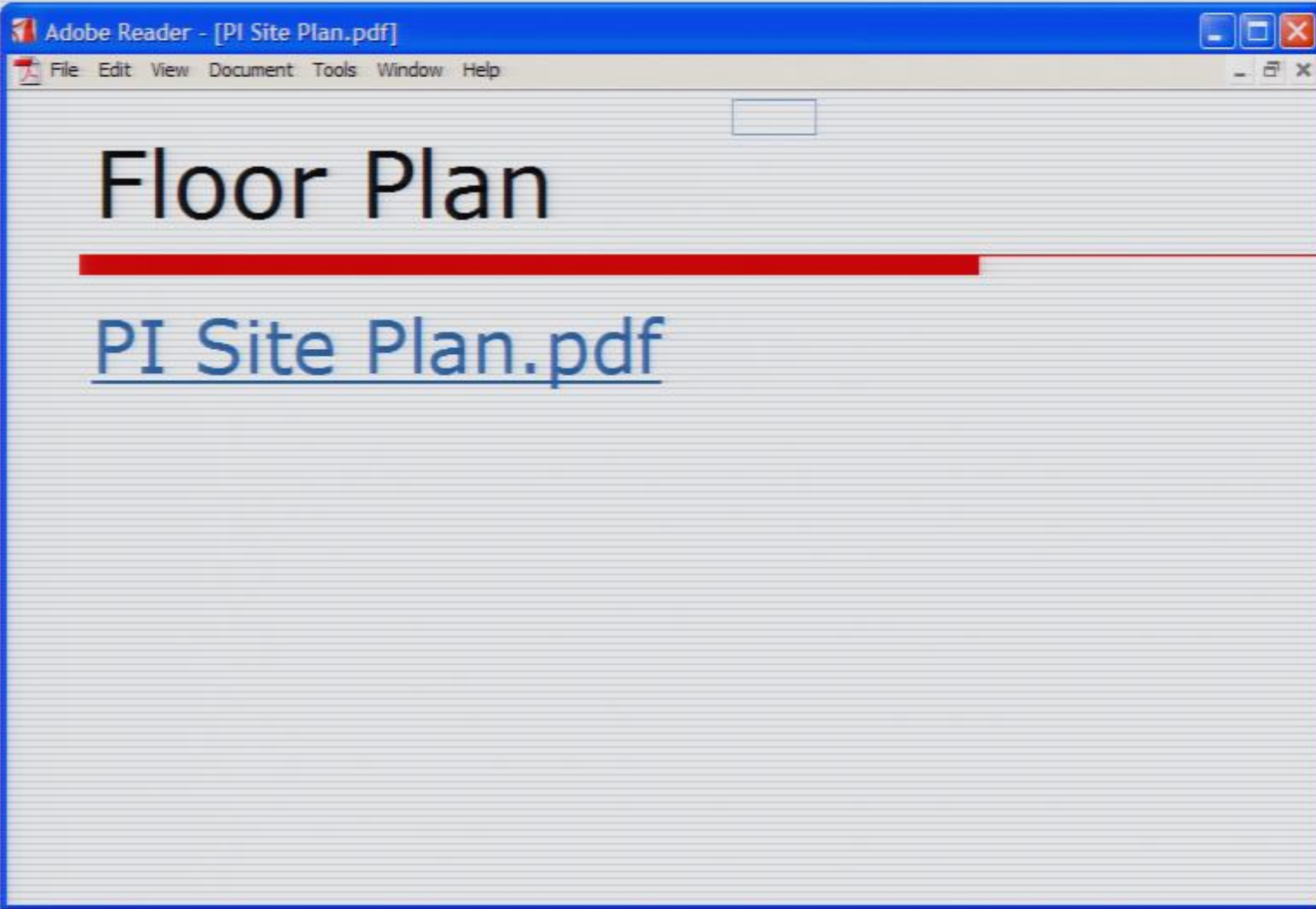
-  Facility Supervisor
-  Fire Warden
-  Exit Supervisor

# Duties: Facility Supervisor

---

## Upon Discovery of Fire








-  **Leave fire area immediately, taking persons in immediate vicinity with you**
-  **Close all doors on your way out**
-  **Sound fire alarm by activating a pull station**
-  **Go to a safe area and dial 911**
-  **Use fire stairs to go to main entrance**
-  **Do not use elevators**
-  **Meet Fire Department and relay information**



# Duties: Facility Supervisor

---

## Upon Discovery of Fire

-  **Leave fire area immediately, taking persons in immediate vicinity with you**
-  **Close all doors on your way out**
-  **Sound fire alarm by activating a pull station**
-  **Go to a safe area and dial 911**
-  **Use fire stairs to go to main entrance**
-  **Do not use elevators**
-  **Meet Fire Department and relay information**

# Duties: Facility Supervisor

---

Upon Hearir

# Duties: Facility Supervisor

---

## Upon Hearing a Fire Alarm

- 🚒 Dial 911 and advise Fire Department of the emergency
- 🚒 Go to main entrance and check annunciator for location of alarm, if safe to do so
- 🚒 Do not use elevators
- 🚒 Meet Fire Department and relay information



# Duties: Facility Supervisor

---

## Upon Hearing a Fire Alarm

- 🔔 Dial 911 and advise Fire Department of the emergency
- 🔔 Go to main entrance and check annunciator for location of alarm, if safe to do so
- 🔔 Do not use elevators
- 🔔 Meet Fire Department and relay information

# Duties: Fire Warden







---

U

# Duties: Fire Warden

---







## Upon Discovery of Fire

-  **Leave the fire area immediately taking persons in immediate vicinity with you**
-  **Close all doors on your way out**
-  **Sound fire alarm by activating a pull station**
-  **Go to a safe area and dial 911**
-  **Exit the building; do not use elevators**
-  **Account for all occupants**

# Duties: Fire Warden

---





## Upon Discovery of Fire

-  **Leave the fire area immediately taking persons in immediate vicinity with you**
-  **Close all doors on your way out**
-  **Sound fire alarm by activating a pull station**
-  **Go to a safe area and dial 911**
-  **Exit the building; do not use elevators**
-  **Account for all occupants**

# Duties: Fire Warden

---

## Upon Hearing a Fire Alarm

-  **Immediately direct all occupants to leave the building via the nearest exit**
-  **Where possible, check all rooms in your respective zone before leaving floor to ensure all occupants have evacuated**
-  **Where possible, check to ensure all exit fire doors are closed in your respective zone**
-  **Exit the building; do not use elevators**





# Duties: Exit Supervisor

---

# Duties: Fire Warden

---







## Upon Hearing a Fire Alarm

-  **Immediately direct all occupants to leave the building via the nearest exit**
-  **Where possible, check all rooms in your respective zone before leaving floor to ensure all occupants have evacuated**
-  **Where possible, check to ensure all exit fire doors are closed in your respective zone**
-  **Exit the building; do not use elevators**

# Duties: Exit Supervisor

---

## Upon Discovery of Fire

-  **Leave the fire area immediately, taking persons in immediate vicinity with you**
-  **Close all doors on your way out**
-  **Sound fire alarm by activating a pull station**
-  **Go to a safe area and dial 911**
-  **Exit the building; do not use elevators**
-  **Go to designated exit, if safe to do so, and prevent re-entry**



# Duties: Exit Supervisor

---

## Upon Hearing a Fire Alarm

- 🔴 Go to your designated exit, if safe to do so; do not use the elevators
- 🔴 Assure occupants do not re-enter the building until authorized by Chief Fire Official
- 🔴 Remain at position, if safe to do so

# Video #2 High Rise Evacuation

---

## High Rise Evacuation Procedures